



US00D361530S

United States Patent [19]
Bulgari

[11] **Patent Number: Des. 361,530**
[45] **Date of Patent: ** Aug. 22, 1995**

[54] **WRISTWATCH**

[75] Inventor: **Giovanni Bulgari, Rome, Italy**
[73] Assignee: **Gianni Bulgari S.p.A., Rome, Italy**
[**] Term: **14 Years**
[21] Appl. No.: **26,009**
[22] Filed: **Jul. 28, 1994**

[30] **Foreign Application Priority Data**

Jan. 31, 1994 [XH] Hague Agreement ... DMA/002 411
[52] **U.S. Cl.** **D10/39; D10/30**
[58] **Field of Search** **D10/1-40,**
D10/122-132; 368/280-282, 276-277, 285

[56] **References Cited**

U.S. PATENT DOCUMENTS

D. 252,138 6/1979 Onodera D10/30
D. 266,058 9/1982 Kanoui D10/39
D. 309,865 8/1990 Woomer D10/39
D. 319,027 8/1991 Burgener D10/39
D. 353,544 12/1994 Reich D10/39 X

FOREIGN PATENT DOCUMENTS

204293 4/1939 Switzerland 368/285

OTHER PUBLICATIONS

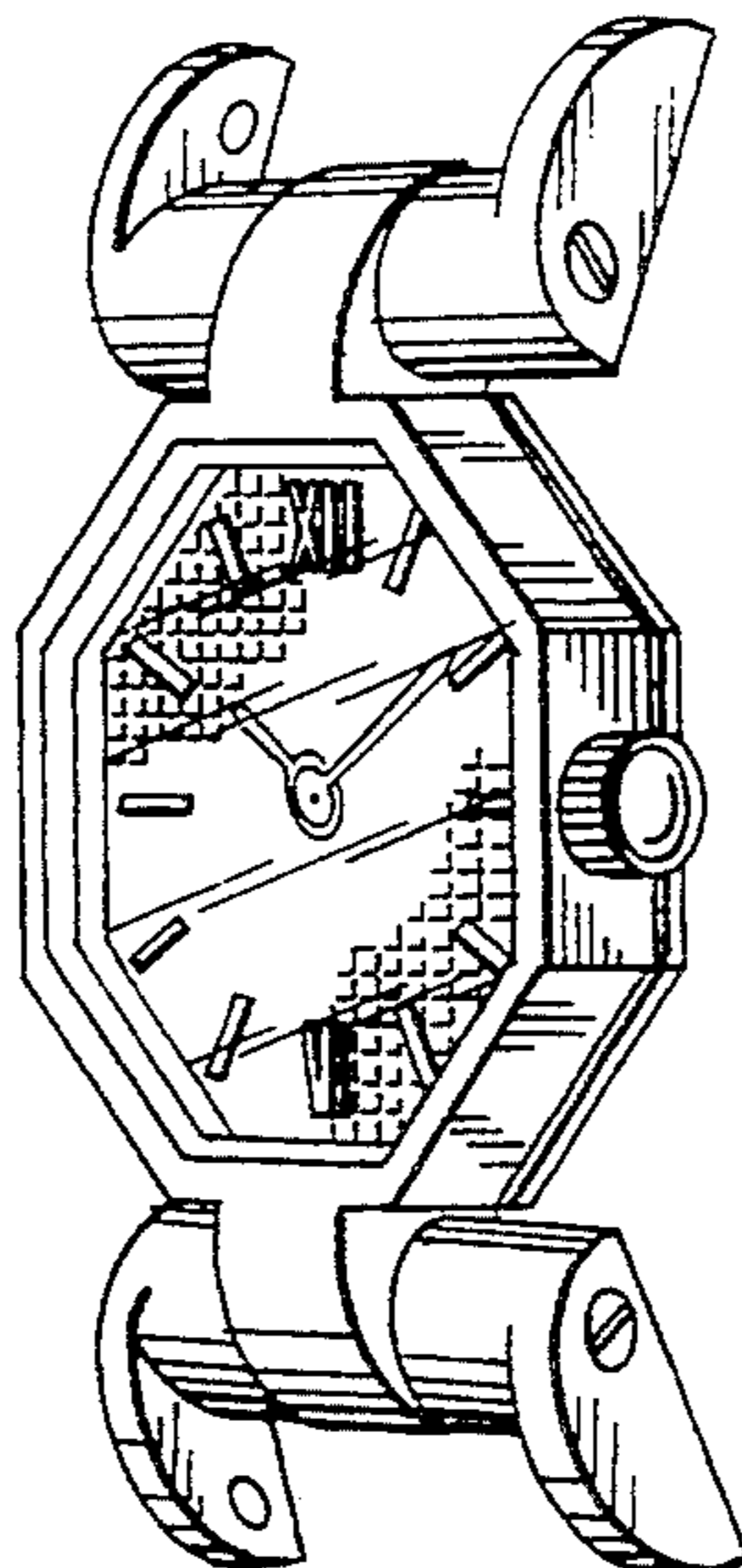
European Jeweler (U.Z.)—10/86—p. 129—Watch, 2nd from right.
European Jeweler (U.Z.)—4/84—p. 89—Watches.
Swiss Watch & Jewelry Journal—2/89—p. 242—Watch.
Primary Examiner—Nelson C. Holtje
Attorney, Agent, or Firm—Sughrue, Mion, Zinn, Macpeak & Seas

[57] **CLAIM**

The ornamental design for a wristwatch, as shown and described.

DESCRIPTION

FIG. 1 is a perspective view of a wristwatch showing my new design;
FIG. 2 is a top plan view thereof;
FIG. 3 is a bottom plan view thereof;
FIG. 4 is a side elevational view of one side thereof;
FIG. 5 is a side elevational view of an opposite side thereof;
FIG. 6 is an end elevational view of one end thereof; and,
FIG. 7 is an end elevational view of an opposite end thereof.



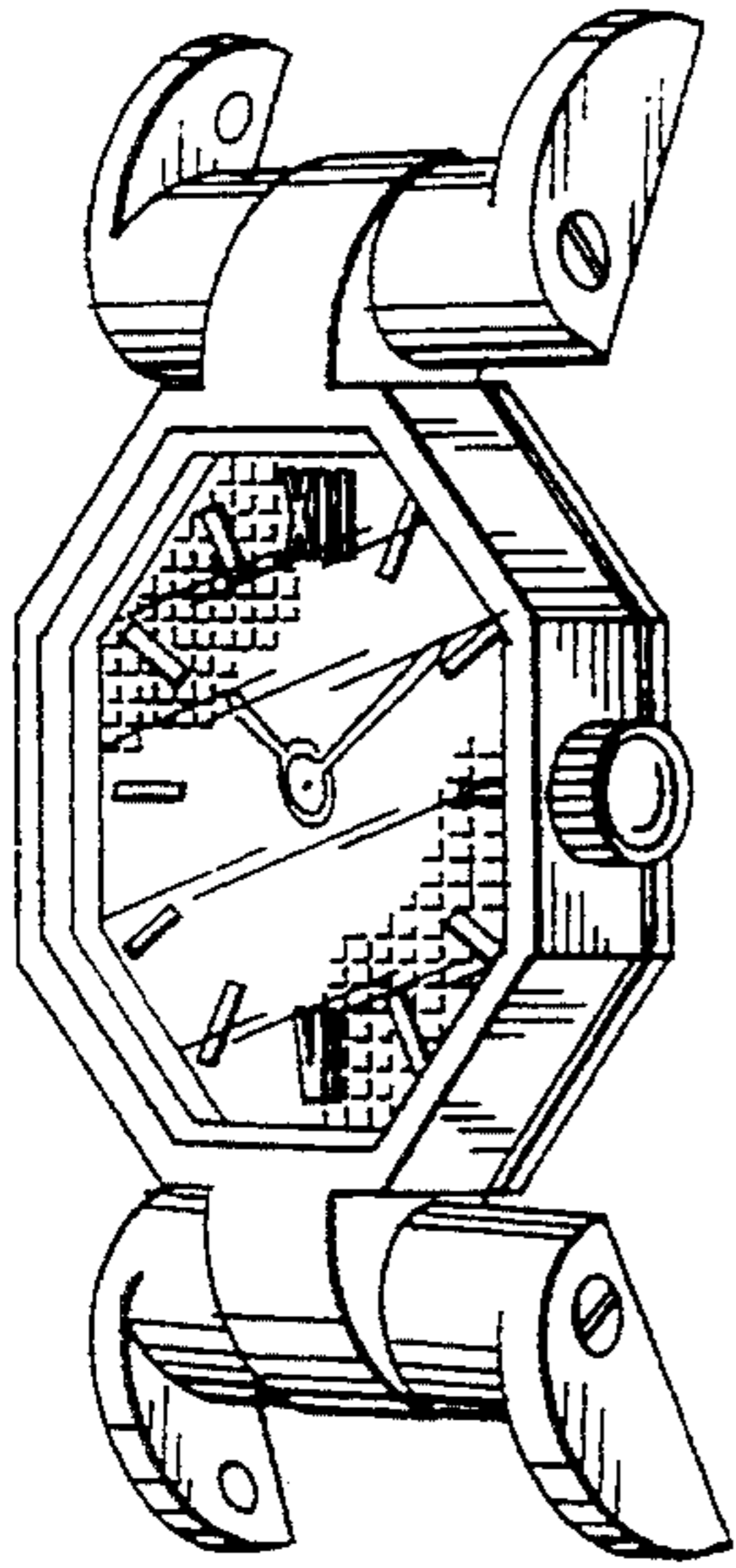


FIG. 1

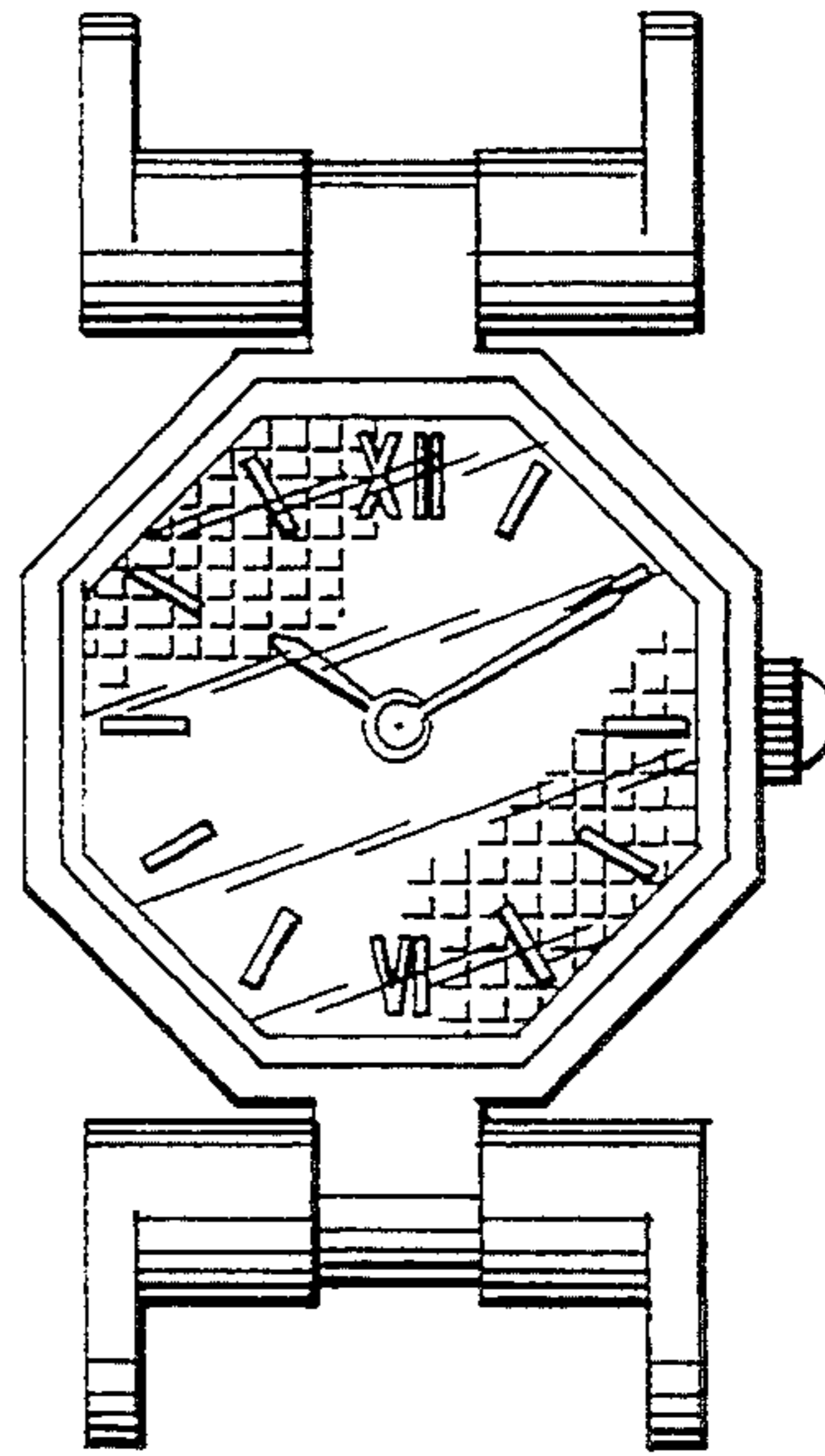


FIG. 2

FIG. 3

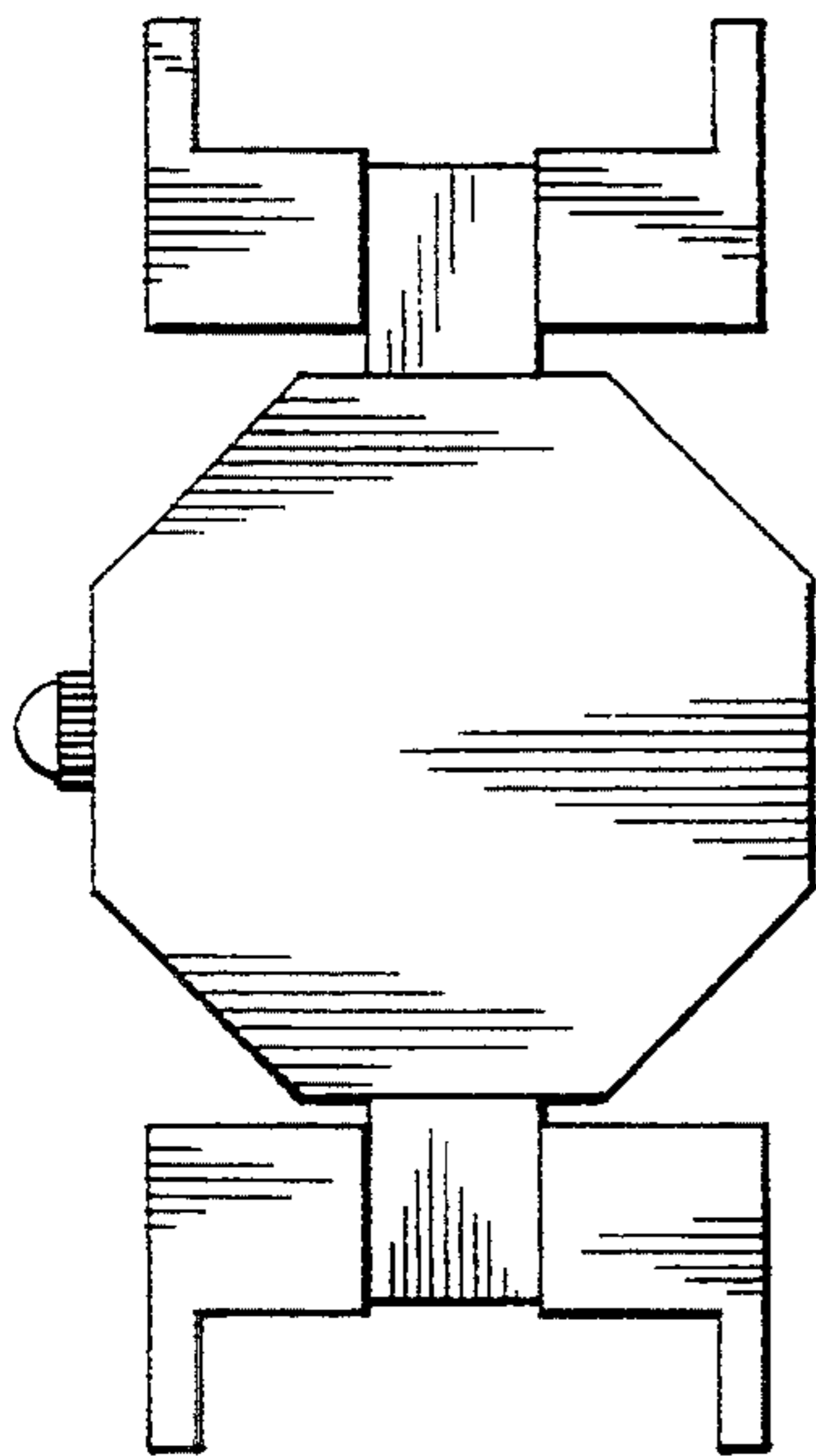


FIG. 4



FIG. 5




FIG. 6



FIG. 7

