



US00D361529S

United States Patent [19]

[11] Patent Number: **Des. 361,529**

Sakai et al.

[45] Date of Patent: **** Aug. 22, 1995**

[54] **WRISTWATCH**

[75] Inventors: **Shigeo Sakai; Hiroshi Kawamata,**
both of Tokyo, Japan

[73] Assignee: **Seiko Instruments Inc., Japan**

[**] Term: **14 Years**

[21] Appl. No.: **24,646**

[22] Filed: **Jun. 17, 1994**

[52] U.S. Cl. **D10/39; D10/30**

[58] Field of Search **D10/1-40,**
D10/122-132; 368/280-282, 276-277, 285,
239-242, 82-84

D. 346,975 5/1994 Houlihan D10/38
D. 349,247 8/1994 Sugita D10/38
D. 353,106 12/1994 Jeanneret D10/32 X
4,733,383 3/1988 Waterbury 368/10

Primary Examiner—Nelson C. Holtje
Attorney, Agent, or Firm—Adams & Wilks

[57] CLAIM

The ornamental design for a wristwatch, as shown and described.

DESCRIPTION

FIG. 1 is a front elevational view of a wristwatch showing our new design;
FIG. 2 is a rear elevational view thereof;
FIG. 3 is a top plan view thereof;
FIG. 4 is a bottom plan view thereof;
FIG. 5 is a left side elevational view thereof;
FIG. 6 is a right side elevational view thereof;
FIG. 7 is a perspective view thereof; and,
FIG. 8 is a front elevational view with the watch in a typical operable condition.

[56] References Cited

U.S. PATENT DOCUMENTS

D. 323,995 2/1992 Woomer D10/39
D. 327,441 6/1992 Yamamoto D10/30 X
D. 327,444 6/1992 Murakami D10/30 X
D. 327,445 6/1992 Fujihara D10/30 X
D. 339,749 9/1993 Ishizaka D10/38




FIG. 1




FIG. 2

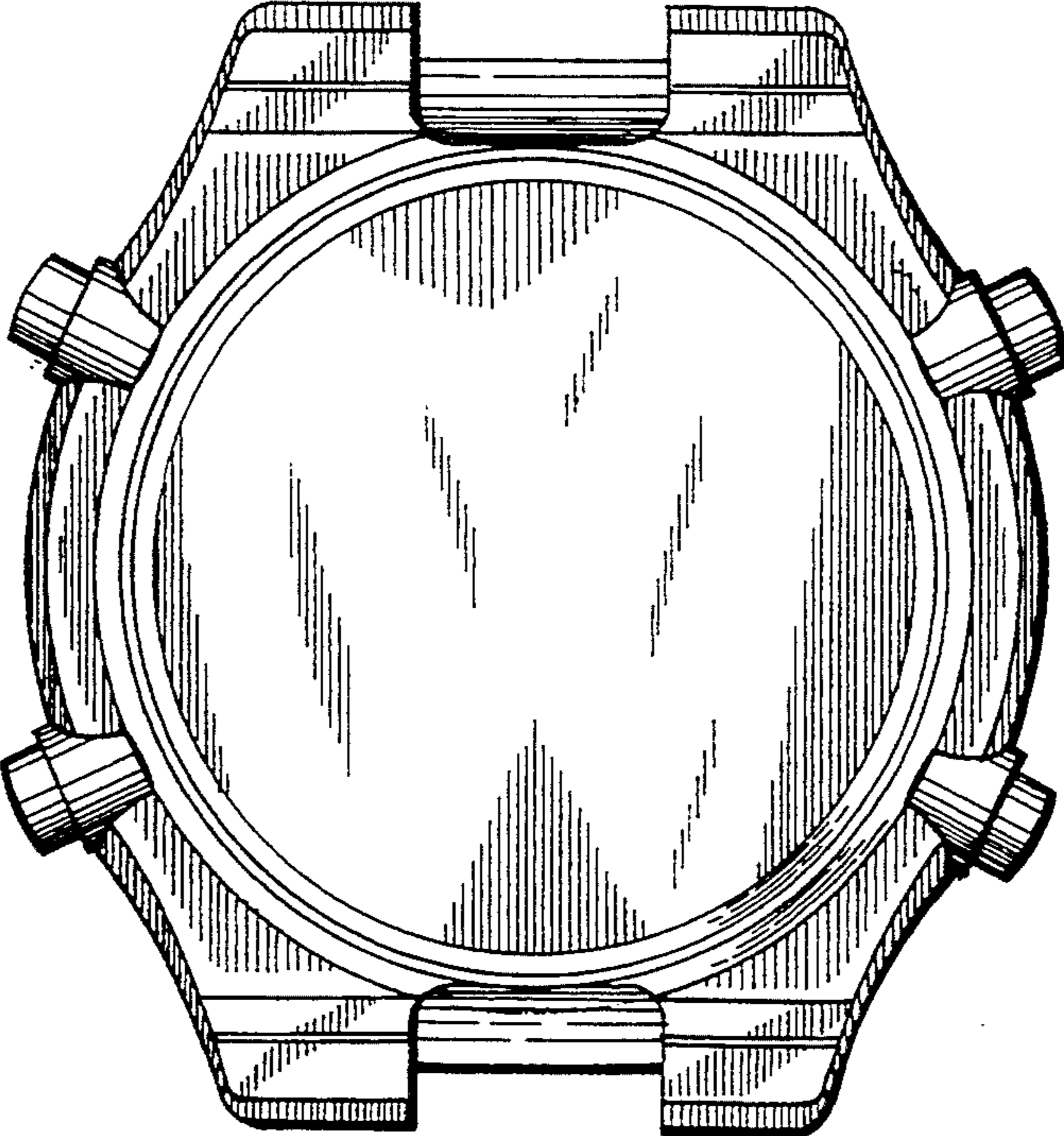


FIG. 3




FIG. 4

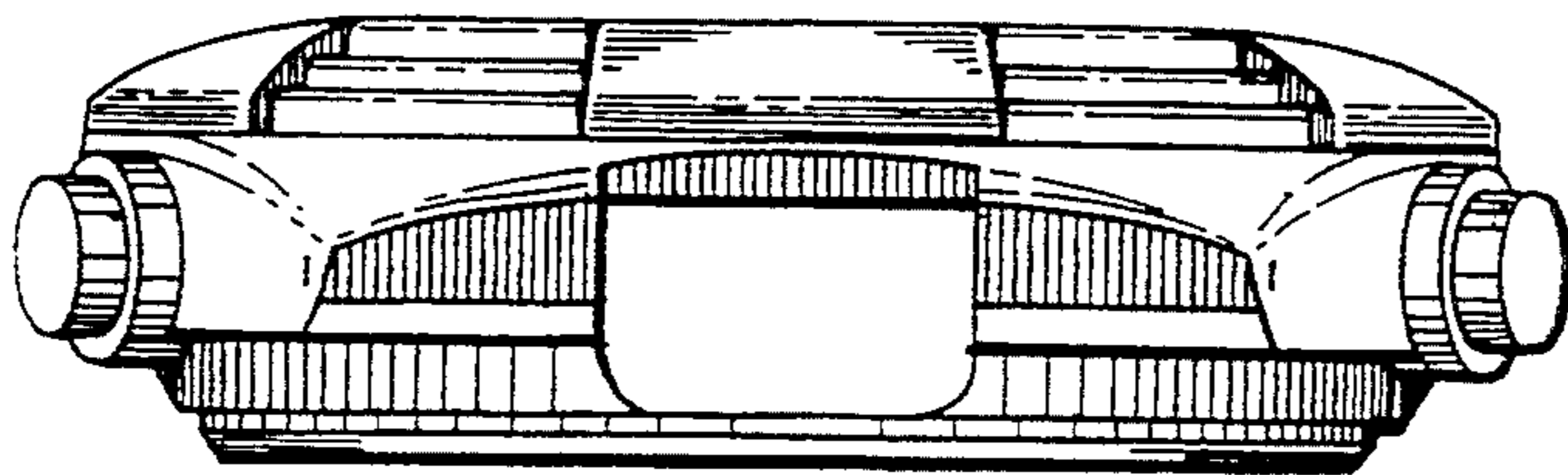


FIG. 5

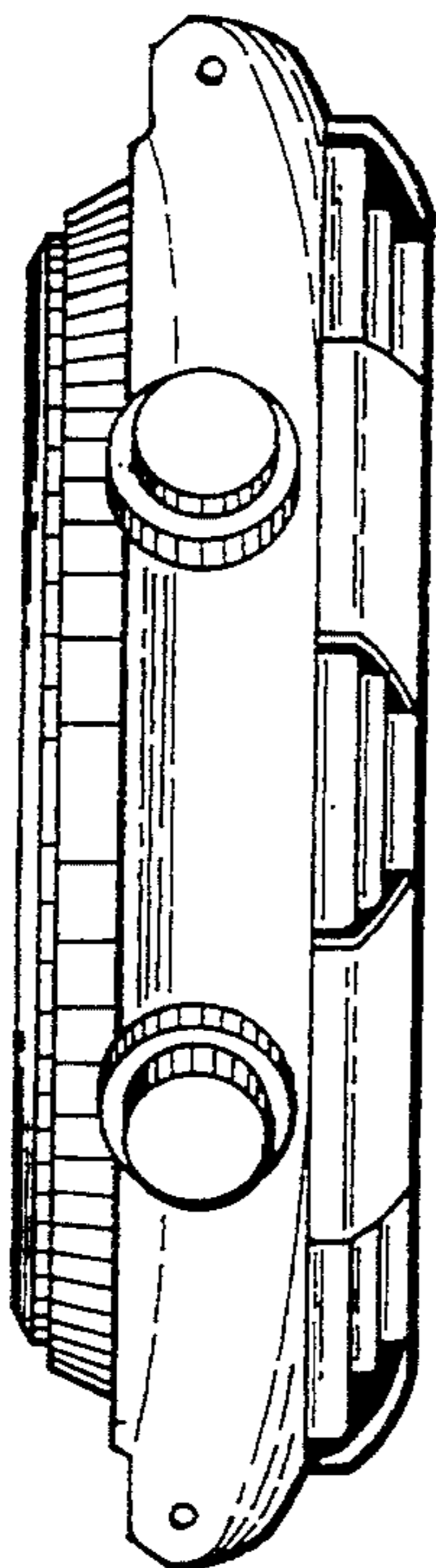


FIG. 6

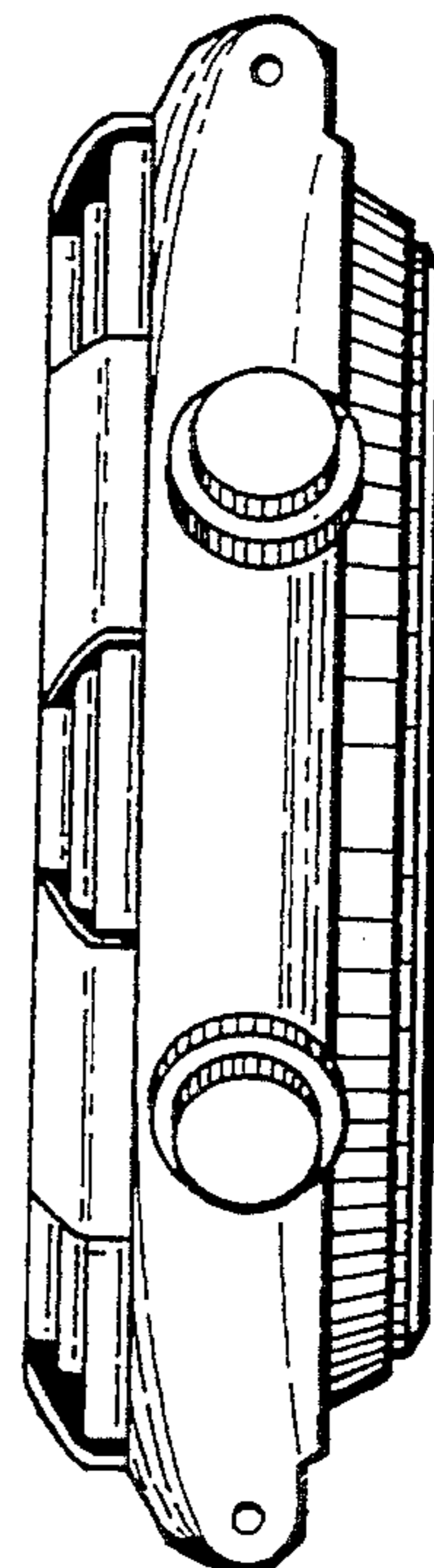


FIG. 7



FIG. 8

