



US00D361527S

United States Patent [19]

[11] Patent Number: **Des. 361,527**

Hayashi et al.

[45] Date of Patent: **** Aug. 22, 1995**

[54] **WRIST WATCH**

[75] Inventors: **Hatsue Hayashi**, Tokyo; **Seikichi Masui**, Yokohama, both of Japan

[73] Assignee: **Citizen Watch Co., Ltd.**, Japan

[**] Term: **14 Years**

[21] Appl. No.: **21,127**

[22] Filed: **Apr. 11, 1994**

[52] U.S. Cl. **D10/39; D10/30**

[58] Field of Search **D10/1-40, D10/122-132; 368/280-282, 276-277, 285**

[56] **References Cited**

U.S. PATENT DOCUMENTS

- D. 322,579 12/1991 Schneider .
- D. 330,167 10/1992 Vincent D10/32
- D. 353,780 12/1994 Schneider D10/32
- 5,077,708 12/1991 Schneider 368/281 X

OTHER PUBLICATIONS

Hong Kong Enterprise—10/90—p. 109—Watches #1307-7221B, & 1307-7221A.

European Jeweler—4/90—p. 64—Watch at top.

Swiss Watch & Jewelry—2/89—p. 356—Watches at top, & at bottom-right.

Primary Examiner—Nelson C. Holtje
Attorney, Agent, or Firm—Beveridge, DeGrandi, Weilacher & Young

[57] **CLAIM**

The ornamental design for a wrist watch, as shown and described.

DESCRIPTION

FIG. 1 is a perspective view of the wrist watch;
 FIG. 2 is a front plan view of the wrist watch;
 FIG. 3 is a right side view of the wrist watch;
 FIG. 4 is a left side view of the wrist watch;
 FIG. 5 is a rear plan view of the wrist watch;
 FIG. 6 is a top plan view of the wrist watch; and,
 FIG. 7 is a bottom plan view of the wrist watch.

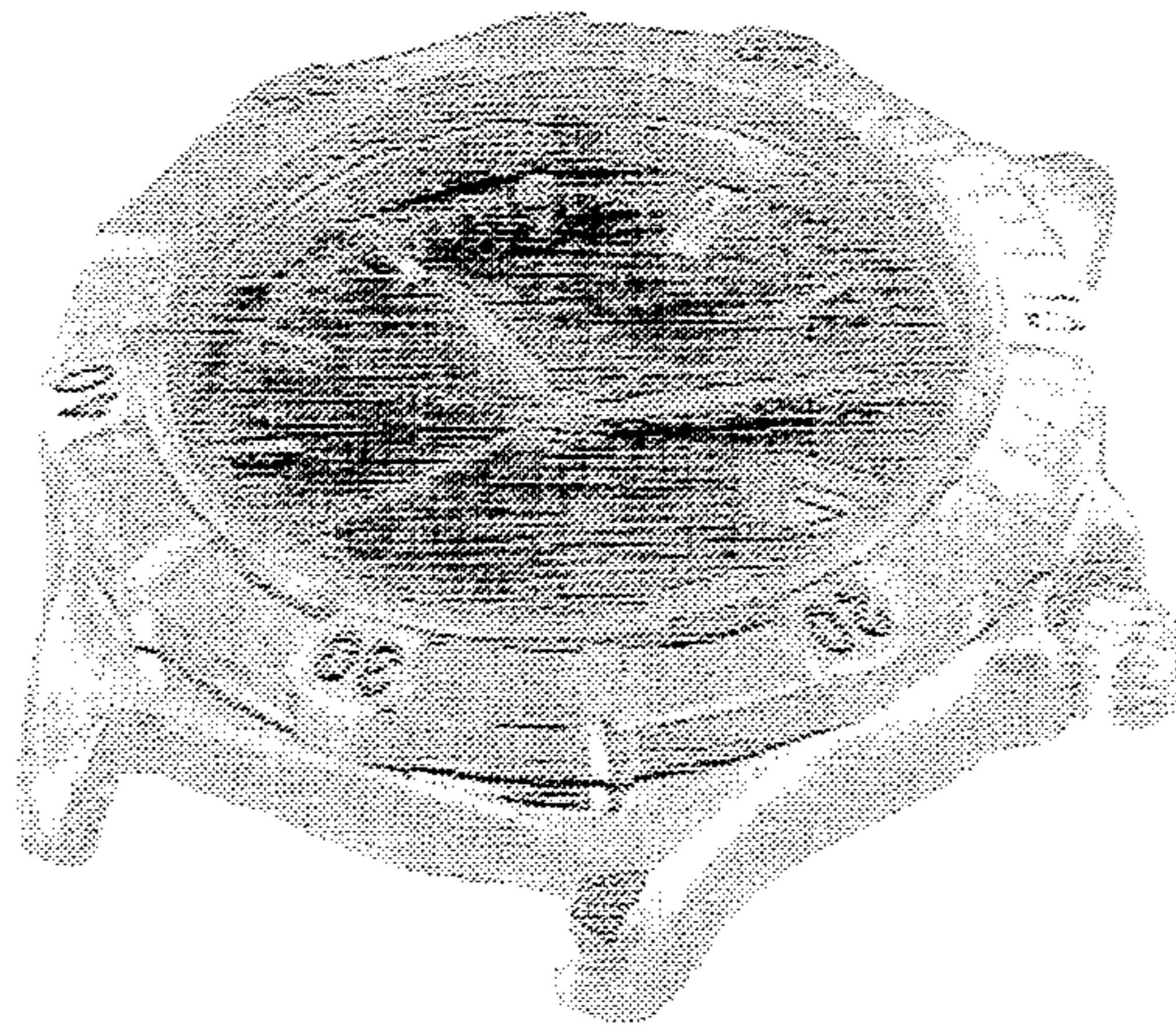


FIG. 1




FIG. 2




FIG. 3




FIG. 4




FIG. 5




FIG. 6




FIG. 7

