



US00D361522S

United States Patent [19]

Chodat

[11] Patent Number: **Des. 361,522**

[45] Date of Patent: **** Aug. 22, 1995**

[54] WATCH

[75] Inventor: **Jean-Pierre Chodat**, Auvernier, Switzerland

[73] Assignee: **Ebel, S.A.**, Switzerland

[**] Term: **14 Years**

[21] Appl. No.: **29,555**

[22] Filed: **Oct. 11, 1994**

[30] Foreign Application Priority Data

Apr. 12, 1994 [WO] WIPO DMA/002485

[52] U.S. Cl. **D10/30; D10/39**

[58] Field of Search D10/1-40, D10/122-132; 368/280-282, 276-277, 285

[56] References Cited

U.S. PATENT DOCUMENTS

D. 294,683	3/1988	Perrin	D10/39 X
D. 303,504	9/1989	Hysek	D10/32
D. 319,789	9/1991	Okaya	D10/30
D. 323,995	2/1992	Woomer	D10/39
D. 330,167	10/1992	Vincent	D10/32
D. 332,408	1/1993	Chodat	D10/30

OTHER PUBLICATIONS

Jeweler's Circular-Keystone, Sep. 1984, p. 25, Watch at bottom.

Jeweler's Circular-Keystone, Jul. 1987, p. 16, Watches. Swiss Watch & Jewelry Journal, Feb. 1988, p. 34, Watches at upper-left.

Jeweler's Circular-Keystone, Jul. 1987, p. 26, Watches at bottom.

Swiss Watchm & Jewelry Journal, Mar. 1987, p. 522, Watch #12 at lower-left.

Swiss Watch & Jewelry Journal, Mar. 1985, p. 532, Watches at lower-left.

Primary Examiner—Nelson C. Holtje
Attorney, Agent, or Firm—David I. Roche

[57] CLAIM

The ornamental design for a watch, as shown and described.

DESCRIPTION

FIG. 1 is a top plan view of a watch embodying my invention;

FIG. 2 is a bottom plan view thereof;

FIG. 3 is a right side view thereof;

FIG. 4 is a left side view thereof;

FIG. 5 is an end view thereof; and,

FIG. 6 is an opposite end view thereof.

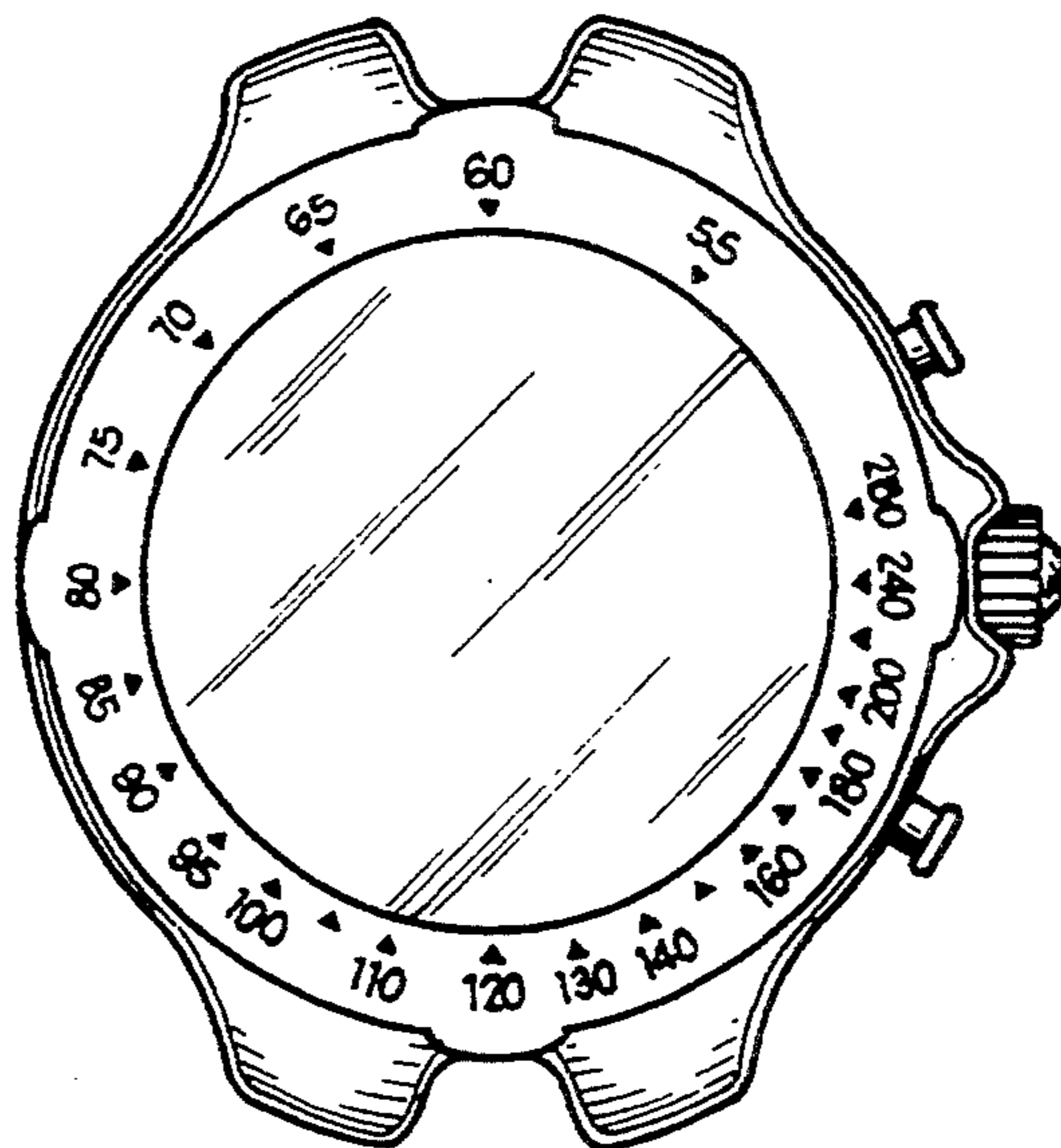


Fig 1




Fig 2

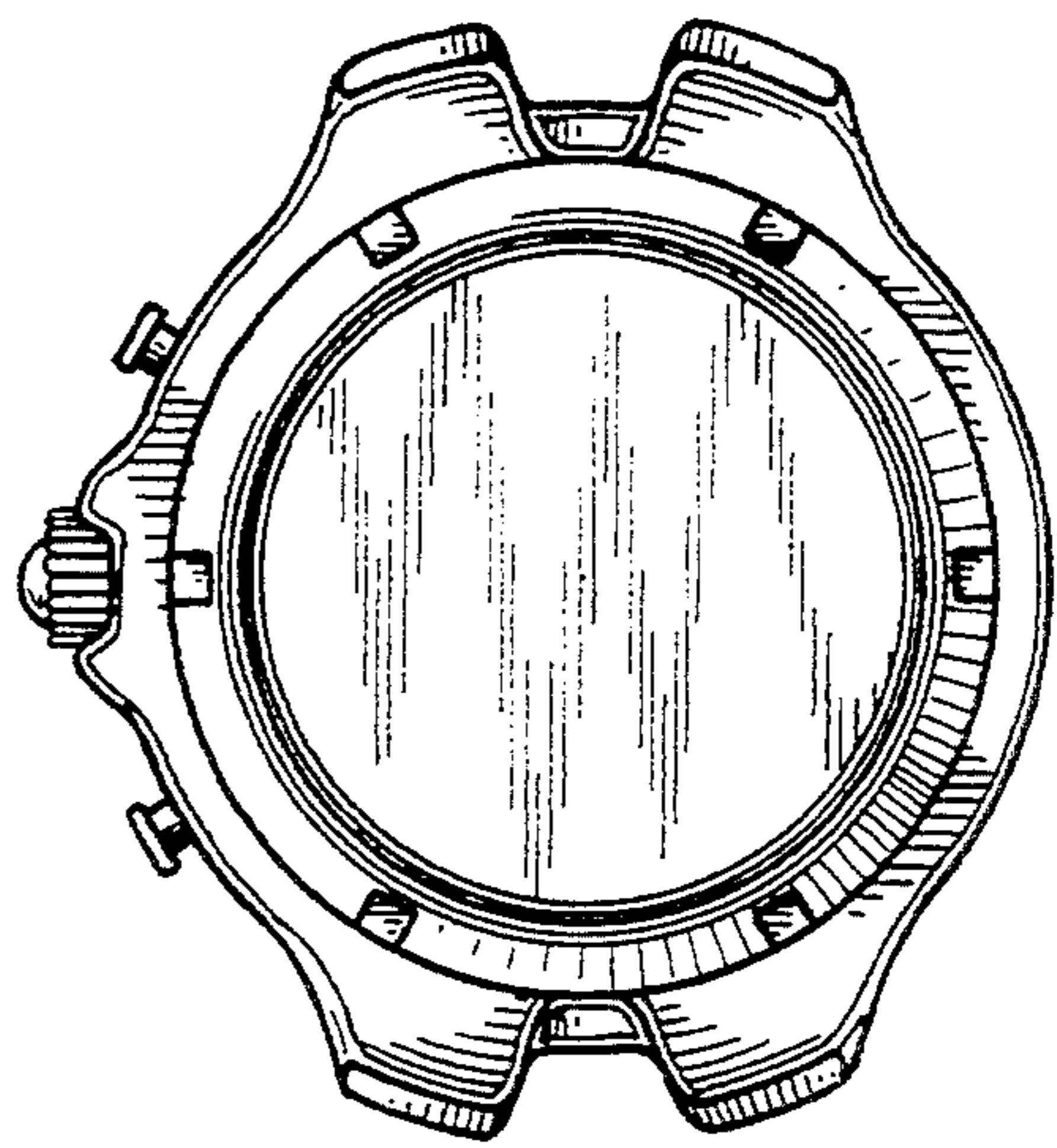


Fig 3




Fig 4




Fig 5




Fig 6

