



US00D361510S

# United States Patent [19]

[11] Patent Number: **Des. 361,510**

Jordan et al.

[45] Date of Patent: **\*\* Aug. 22, 1995**

[54] **DISPLAY PACKAGE FOR SHOE INSERTS**

5,284,244 2/1994 O'Toole et al. .... 206/467 X

[75] Inventors: **Roger W. Jordan**, Bellingham; **Rand A. Lien**, Lynden; **Chance E. Martenson**, Bellingham, all of Wash.

### OTHER PUBLICATIONS

Modern Packaging, 1941, p. 300.  
Techform Inc. Nov. 1982.  
Modern Packaging, May 1974, p. 27.  
Modern Packaging, 1948, p. 421.

[73] Assignee: **Northwest Podiatric Laboratory, Inc.**, Blaine, Wash.

*Primary Examiner*—Prabhakar G. Deshmukh  
*Attorney, Agent, or Firm*—Todd N. Hathaway

[\*\*] Term: **14 Years**

[21] Appl. No.: **22,549**

### [57] CLAIM

[22] Filed: **May 6, 1994**

The ornamental design for display package for shoe inserts, as shown and described.

[52] U.S. Cl. .... **D9/415**

[58] Field of Search ..... D9/415, 418, 414, 433;  
206/461-471, 44 R, 213, 278, 299, 292, 491,  
492, 806

### DESCRIPTION

FIG. 1 is a top perspective view of a display package for shoe inserts showing our new design; FIG. 2 is a front elevational view thereof; FIG. 3 is a side elevational view thereof; FIG. 4 is a rear elevational view thereof; FIG. 5 is a top plan view thereof; and, FIG. 6 is a bottom plan view thereof. The broken line showing of shoe inserts is for illustrative purposes only and forms no part of the design.

### [56] References Cited

#### U.S. PATENT DOCUMENTS

D. 218,882	10/1970	Bourke	.....	D9/415
D. 263,449	3/1982	Jarund	.....	D9/415
D. 337,047	7/1993	Pearce et al.	.....	D9/415
3,890,204	6/1975	Avery	.....	206/461 X
4,207,978	6/1980	Patterson et al.	.....	206/806 X

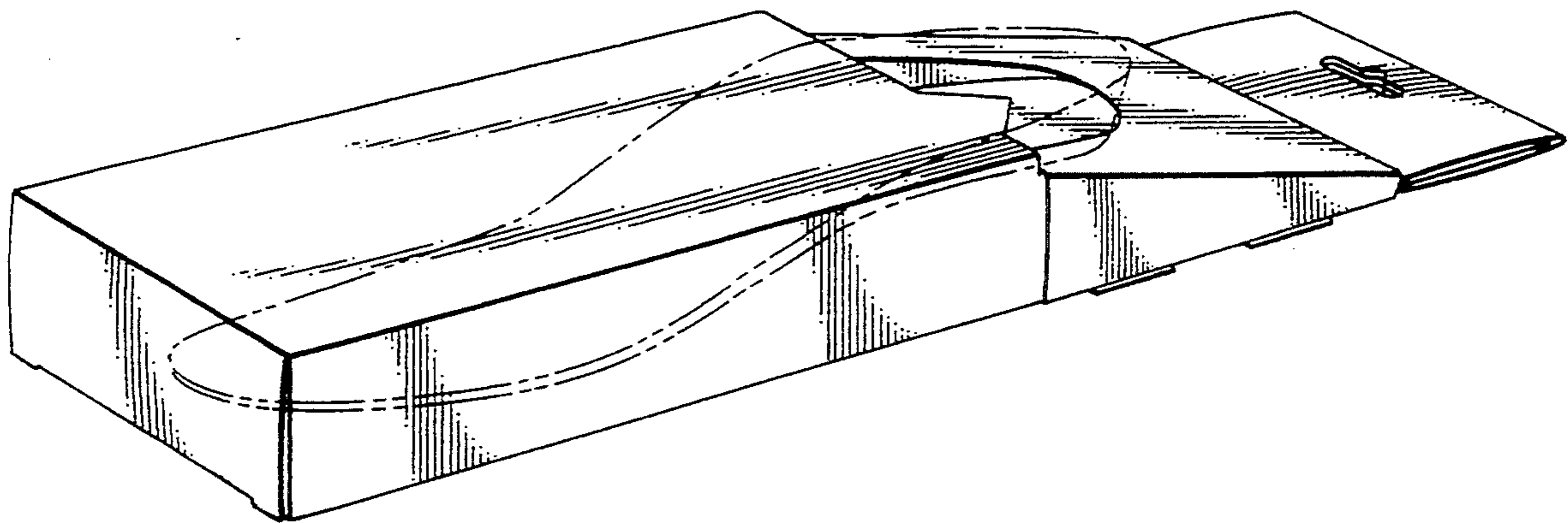


FIG. 1

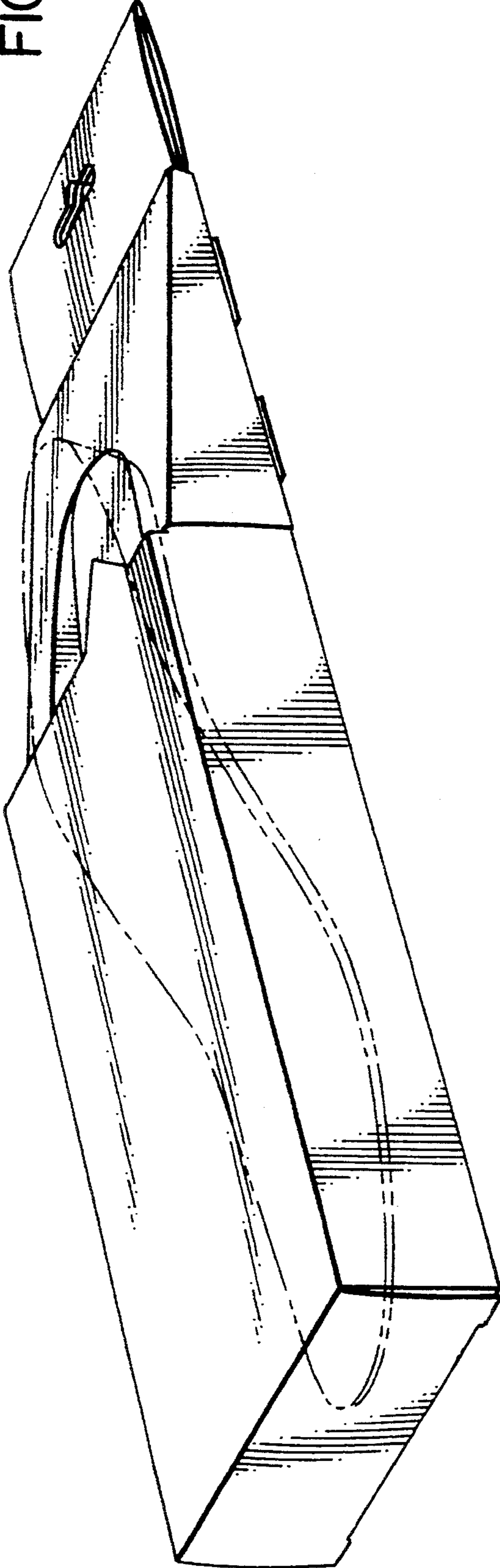


FIG. 2

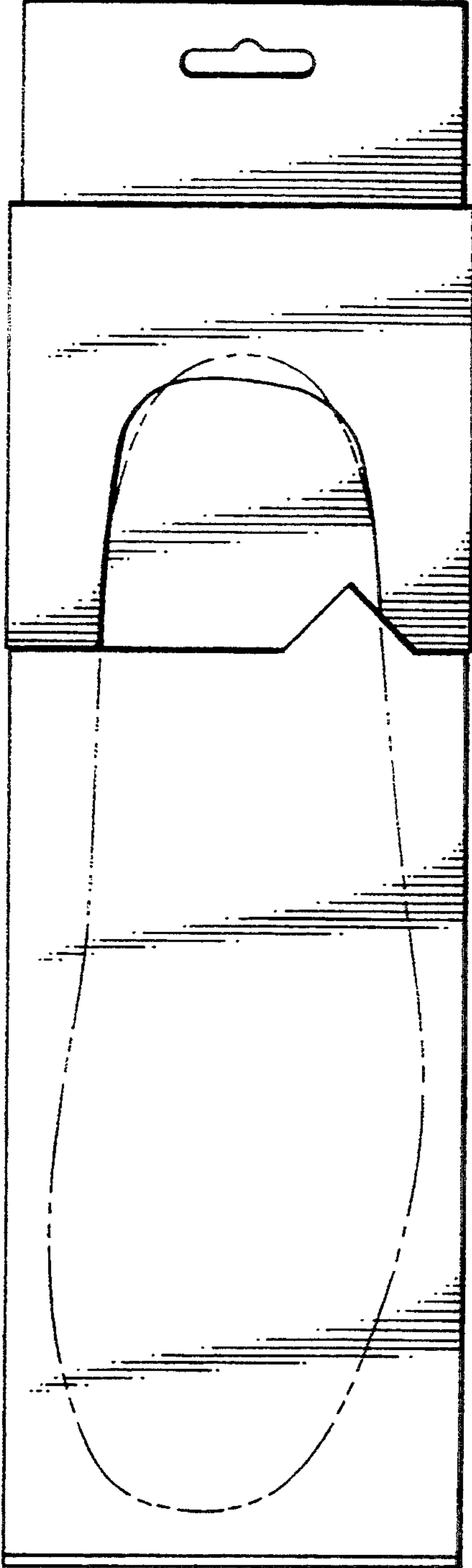


FIG. 3

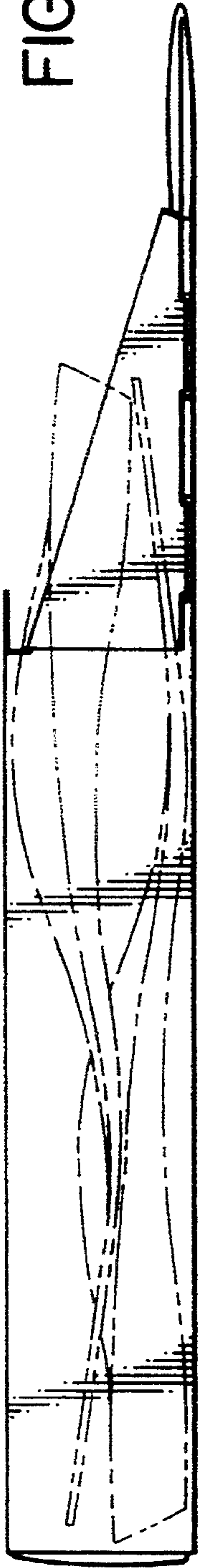


FIG. 4




FIG. 5

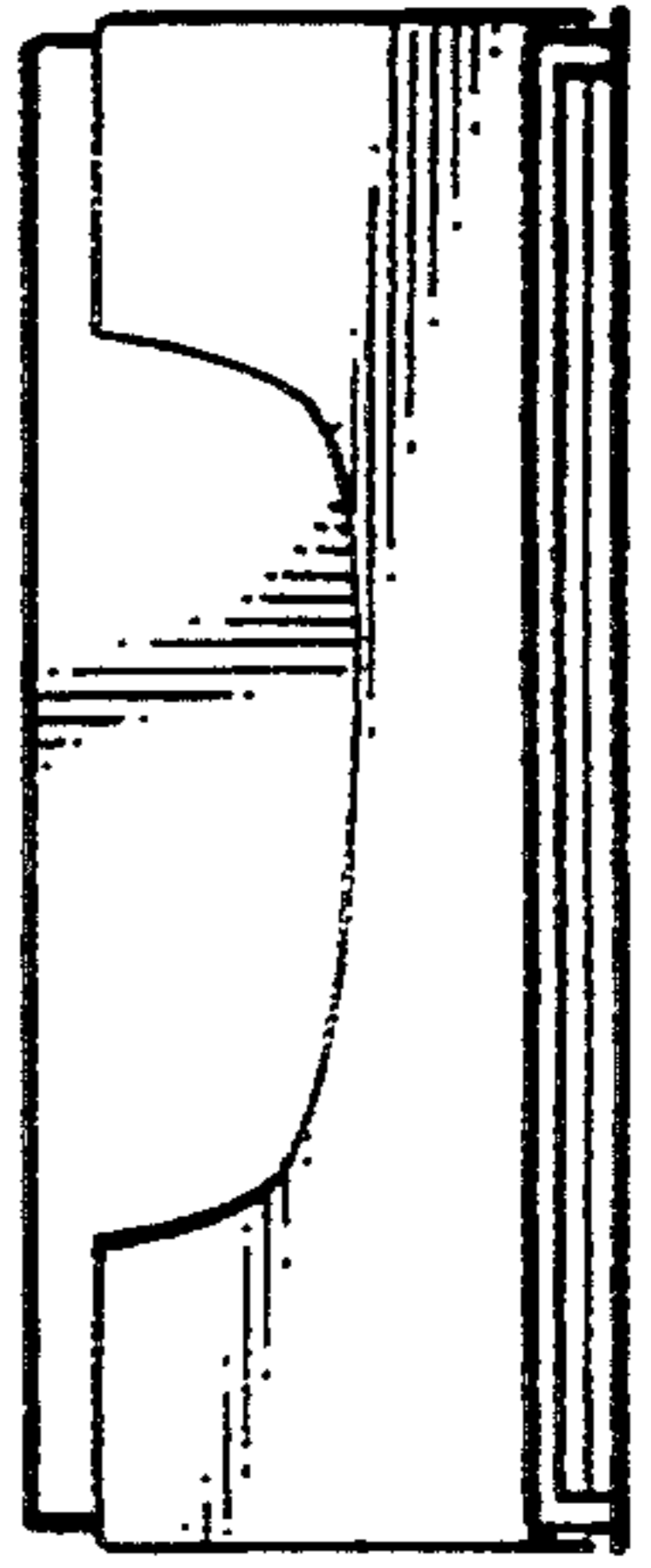


FIG. 6

