



US00D361508S

# United States Patent [19]

[11] Patent Number: **Des. 361,508**

**Schnack**

[45] Date of Patent: **\*\* Aug. 22, 1995**

## [54] CONTAINER

[76] Inventor: **Peter G. Schnack**, 357 Sutton Pl., Santa Rosa, Sonoma County, Calif. 95407

[\*\*] Term: **14 Years**

[21] Appl. No.: **21,882**

[22] Filed: **Apr. 22, 1994**

[52] U.S. Cl. .... **D9/341; D9/425**

[58] Field of Search ..... **D9/425, 424, 341; D7/602, 629, 641; 206/45.34, 508, 518; 220/4.26, 4.27, 8, 507, 521, 522, 553, 555, 556, 657, 675, 23.8**

## [56] References Cited

### U.S. PATENT DOCUMENTS

D. 272,203	1/1984	Di Bartolo .....	D9/341	X
D. 310,481	9/1990	Chanel .....	D9/425	X
D. 342,893	1/1994	Westbrooks, Jr. et al. ....	D9/341	
3,420,431	1/1969	Donovan .....	D9/341	X
3,760,973	9/1973	Canning et al. ....	D9/341	X

## OTHER PUBLICATIONS

Oscar Myer Products, May 1986.

*Primary Examiner*—Prabhakar G. Deshmukh  
*Attorney, Agent, or Firm*—George W. Wasson

## [57] CLAIM

The ornamental design of a container, as shown and described.

## DESCRIPTION

FIG. 1 is an exploded perspective view of the container showing the top and bottom portions in relationship with each other;

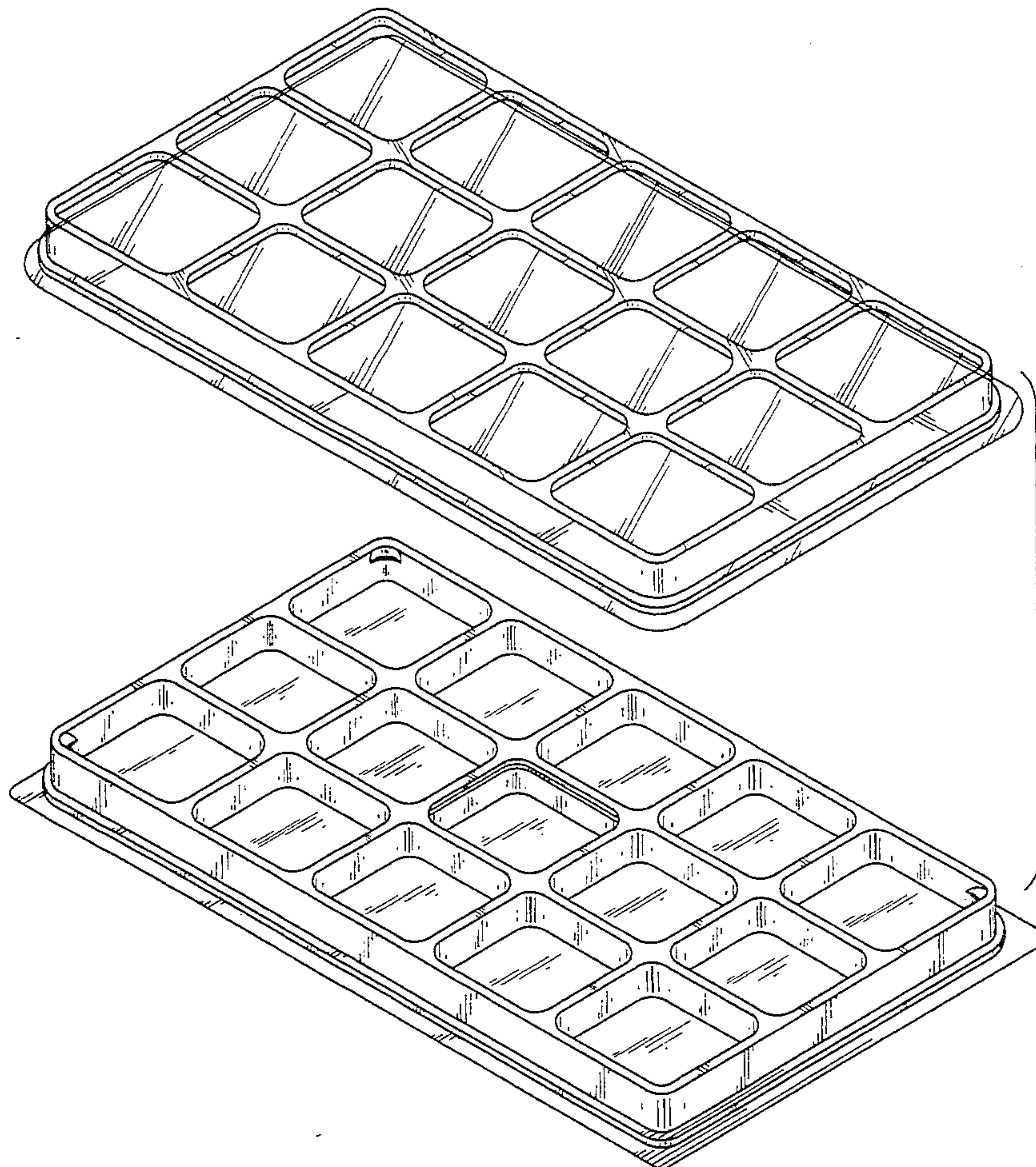
FIG. 2 is a side elevation view of either side of the container with the top portion on the bottom portion;

FIG. 3 is a front or rear elevational view of the container with the top portion on the bottom portion;

FIG. 4 is a top plan view of the container with the top portion on the bottom portion;

FIG. 5 is a sectional view of the container taken along the lines 5—5 of FIG. 4 and showing the top portion on the bottom portion; and,

FIG. 6 is a sectional view of the container taken along the lines 6—6 of FIG. 4 and showing the top portion on the bottom portion.





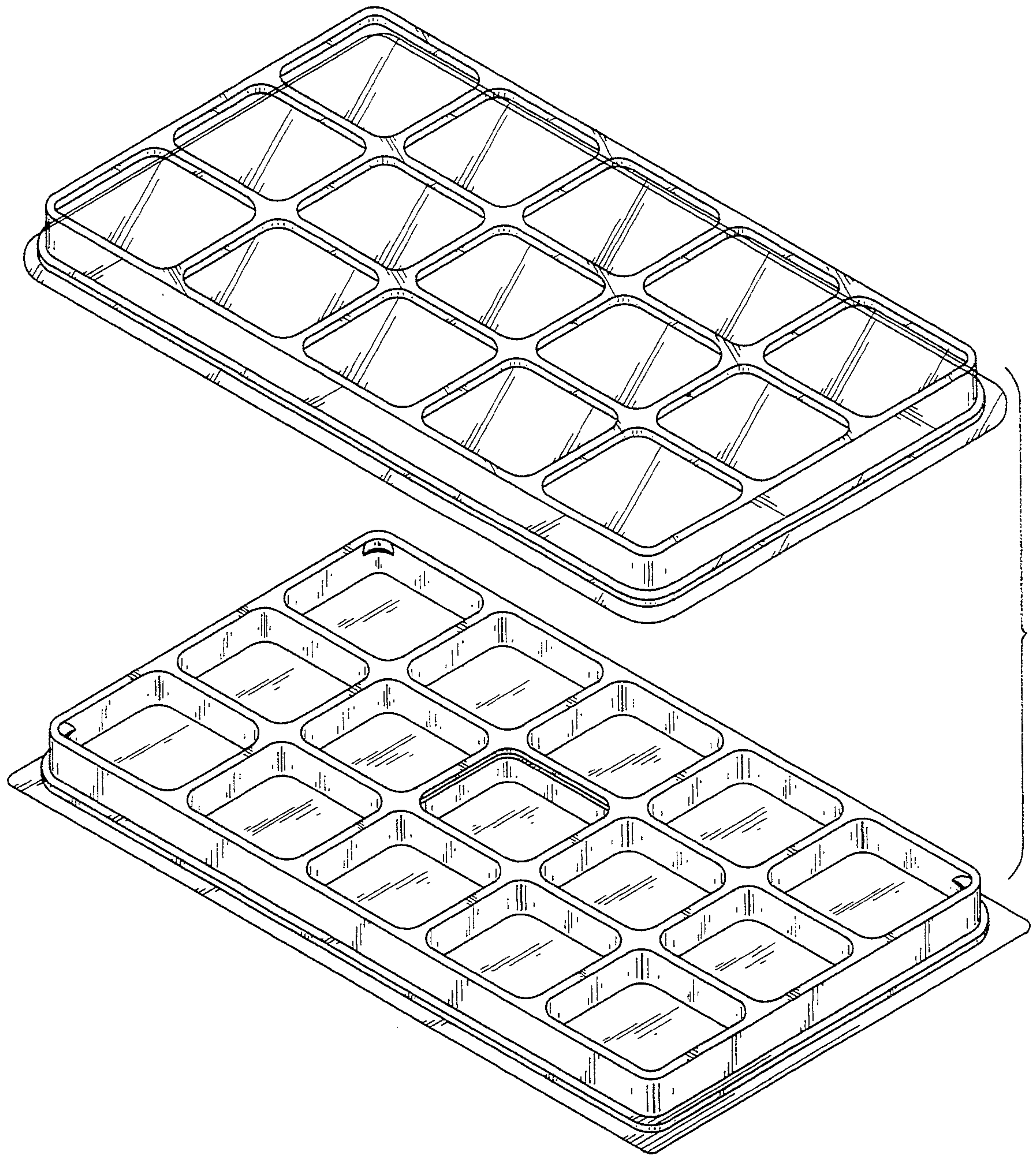


FIG. 1



FIG. 2

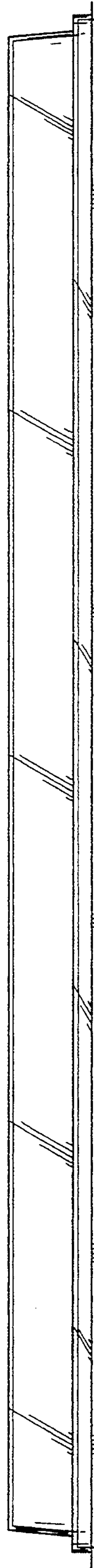


FIG. 3

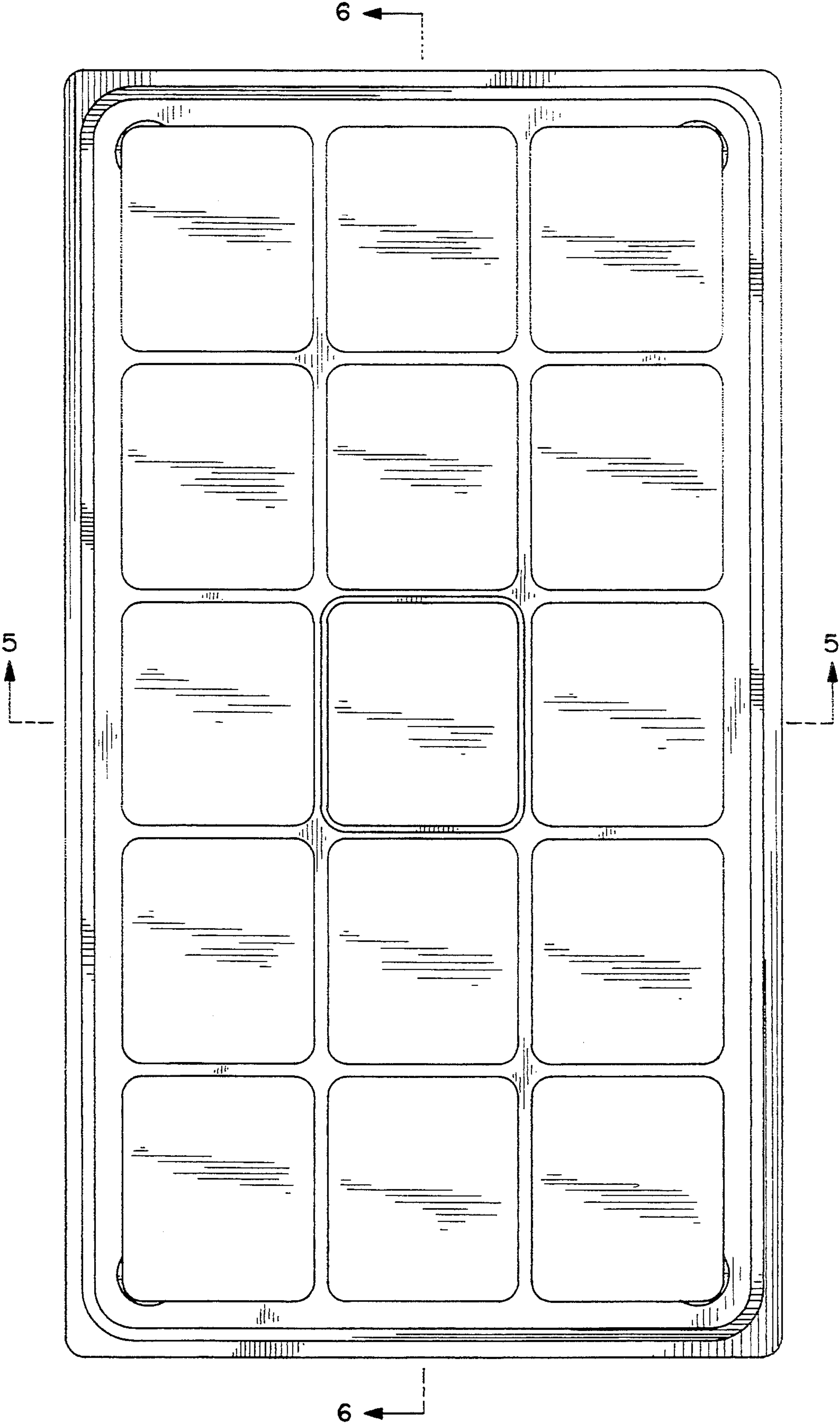


FIG. 4

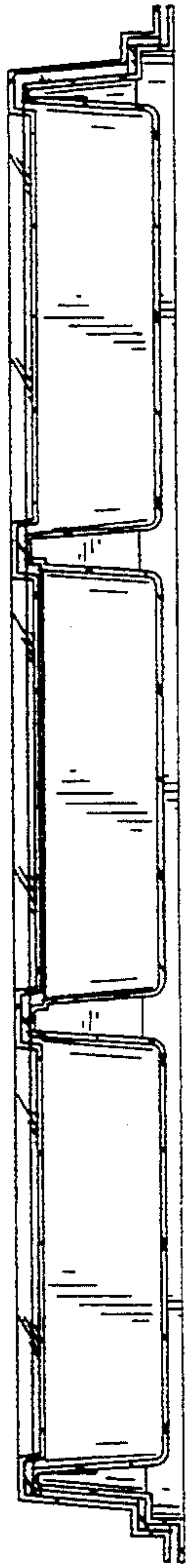


FIG. 5

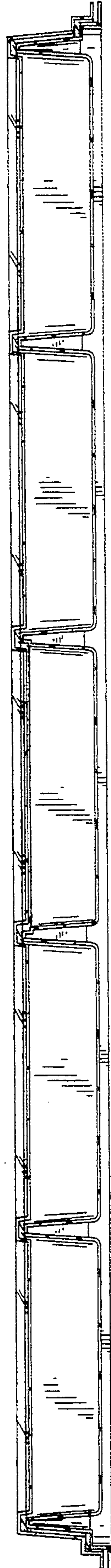


FIG. 6