



US00D361484S

United States Patent [19]
Whitley

[11] **Patent Number: Des. 361,484**
[45] **Date of Patent: ** Aug. 22, 1995**

[54] **RATCHET WRENCH**

[75] Inventor: **Lowell B. Whitley**, Arlington, Tex.
[73] Assignee: **Stanley Mechanics Tools**, Carrollton, Tex.
[**] Term: **14 Years**
[21] Appl. No.: **32,531**
[22] Filed: **Dec. 20, 1994**
[52] U.S. Cl. **D8/25**
[58] Field of Search **D8/21, 25; 81/60-63, 81/63.1, 63.2, 177.1, 177.2**

FOREIGN PATENT DOCUMENTS

0707596 4/1954 United Kingdom 81/63.1

Primary Examiner—Terry A. Wallace
Assistant Examiner—Richelle Shelton
Attorney, Agent, or Firm—Gregory M. Howison; Joe H. Shallenburger

[57] **CLAIM**

The ornamental design for ratchet wrench, as shown and described.

DESCRIPTION

FIG. 1 is a perspective view of a ratchet wrench showing my new design;
FIG. 2 is a top plan view thereof;
FIG. 3 is a bottom plan view thereof;
FIG. 4 is a left side elevation view thereof;
FIG. 5 is a right side elevation view thereof;
FIG. 6 is a front elevation view thereof; and,
FIG. 7 is a rear elevation view thereof.

[56]

References Cited

U.S. PATENT DOCUMENTS

| | | | |
|-----------|---------|--------------|---------|
| 349,007 | 9/1886 | Sinclair | 81/62 |
| 630,819 | 8/1899 | Sayers | 81/61 |
| 697,321 | 4/1902 | Brown | 81/61 |
| 838,109 | 12/1906 | Hanes et al. | D8/25 X |
| 1,797,446 | 3/1931 | Salmon | 81/64 |

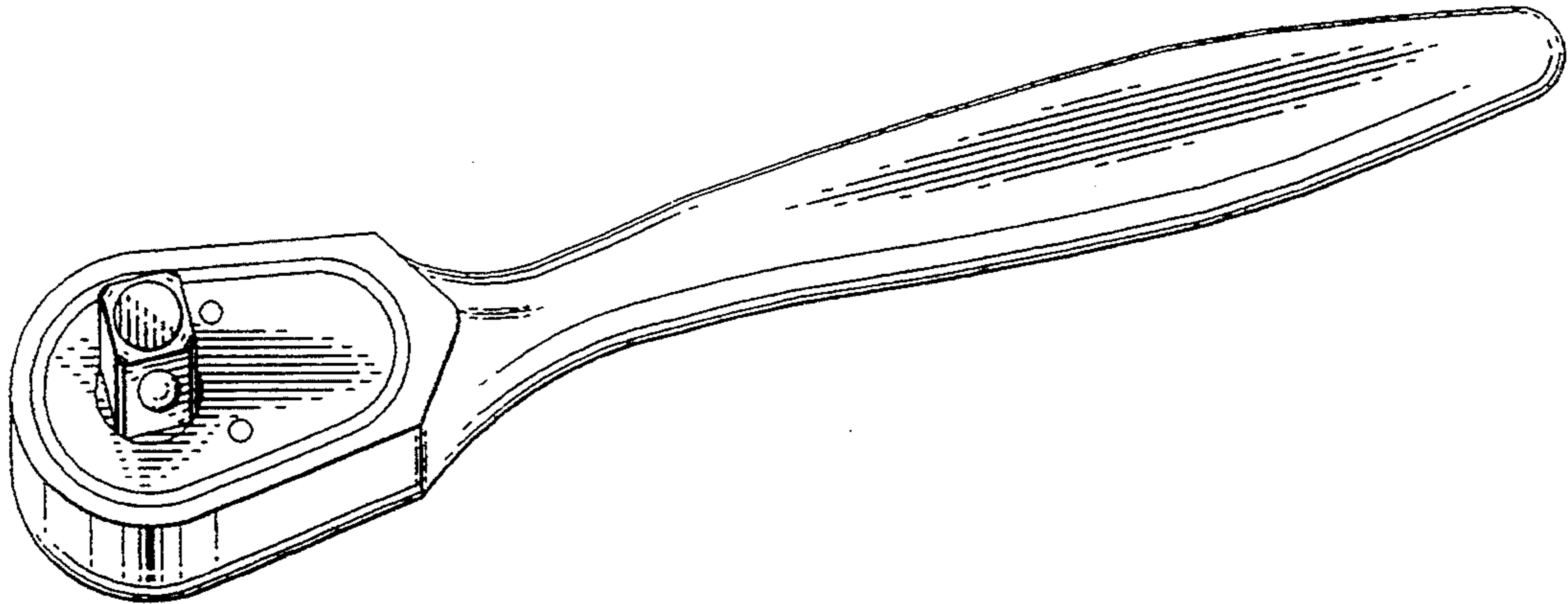


FIG. 1

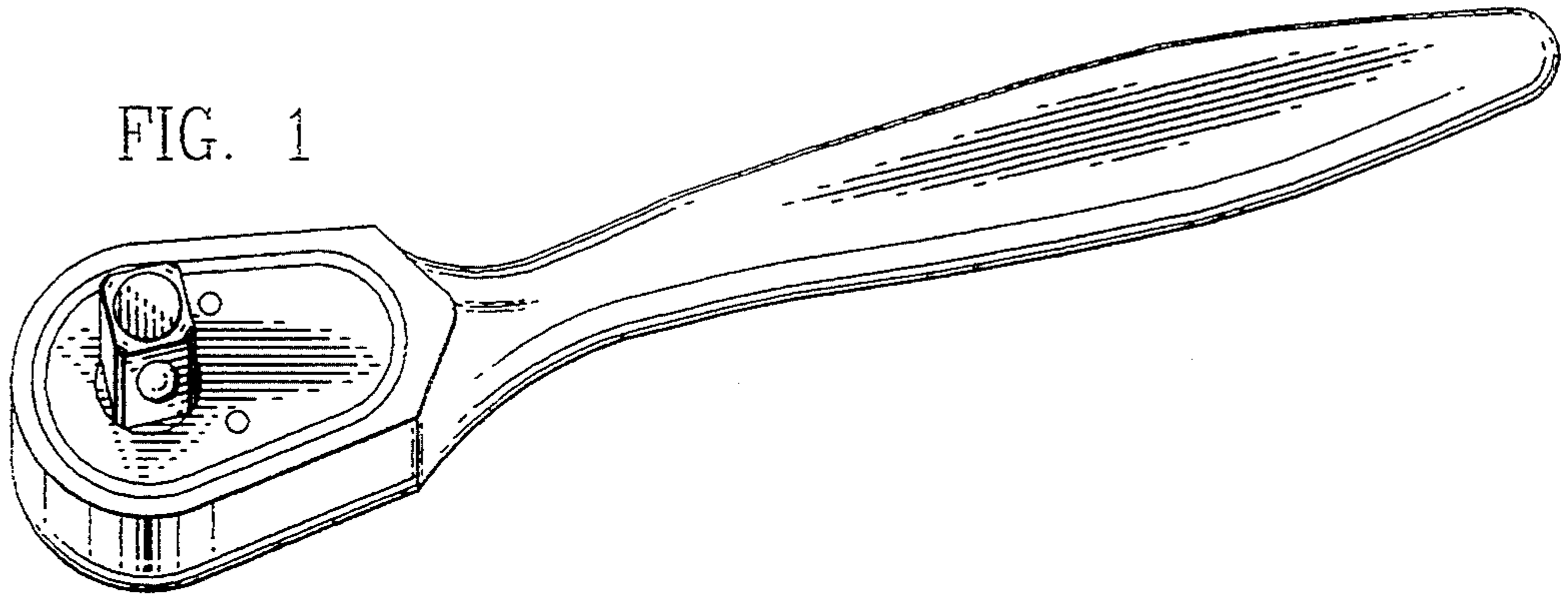


FIG. 2

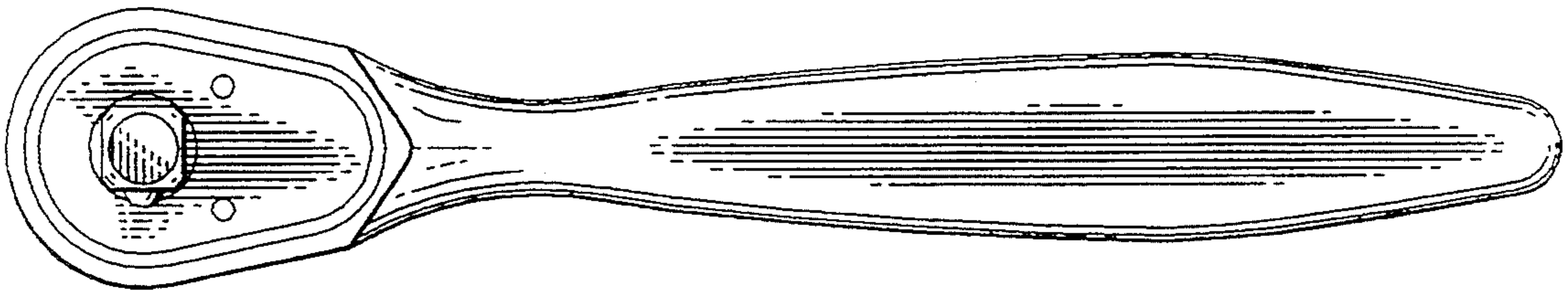


FIG. 3

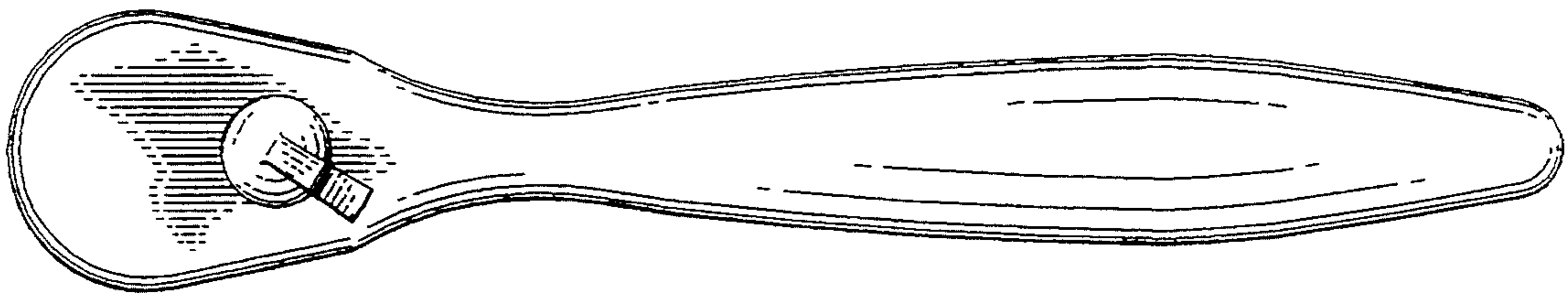


FIG. 4




FIG. 5

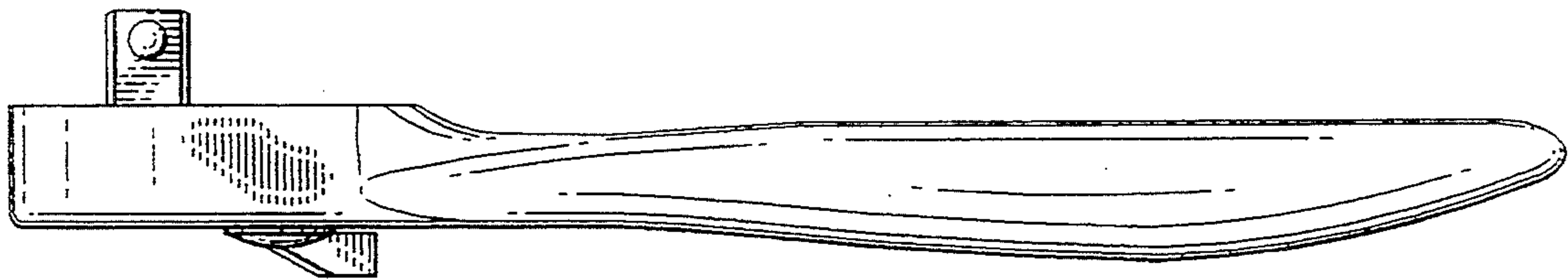


FIG. 6

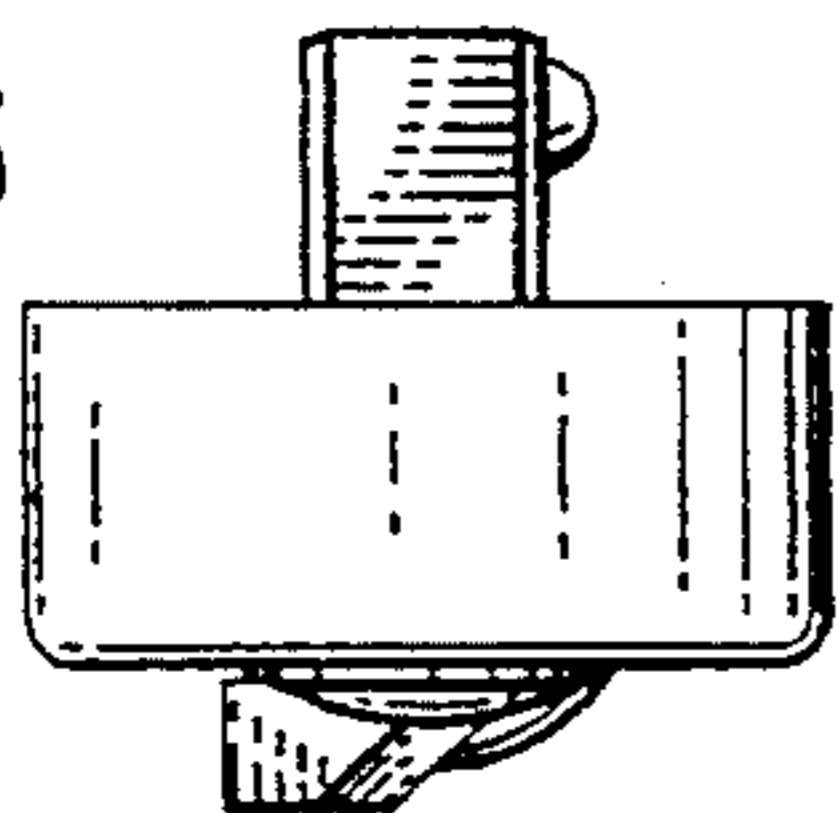


FIG. 7

