



US00D361469S

United States Patent [19]

[11] Patent Number: **Des. 361,469**

Young

[45] Date of Patent: **** Aug. 22, 1995**

[54] **CUP LID**

[76] Inventor: **Brian Q. Young**, P.O. Box 862469
Terminal Annex, Los Angeles, Calif.
90086-2469

[**] Term: **14 Years**

[21] Appl. No.: **18,392**

[22] Filed: **Feb. 4, 1994**

[52] U.S. Cl. **D7/392.1; D7/510**

[58] **Field of Search** D7/507, 509, 510, 511,
D7/512, 513, 514, 523, 532, 533, 535, 536,
300.1, 531, 300.2, 392.1, 391, 534, 396.2;
D12/114; D24/197, 198; 220/705, 716, 717,
719; 215/1 A; 224/32 R; 280/228.4; D9/447,
445, 301, 503, 337, 500, 502, 446, 543, 435, 454

[56] **References Cited**

U.S. PATENT DOCUMENTS

D. 160,491 10/1950 Goldman D7/447 X
D. 165,778 1/1952 Olsen D7/510
D. 209,483 12/1967 Frank D9/454
D. 259,231 5/1981 Kozlow, Sr. D24/197 X

D. 260,735 9/1985 Heath D9/447
D. 279,782 7/1985 Jagger D7/534 X
D. 288,647 3/1987 Durand D7/531
D. 310,567 9/1990 Fitzpatrick D24/197
D. 323,462 1/1992 Beck D9/447
D. 345,673 4/1994 Dark D7/392.1
D. 346,932 5/1994 Cautereers et al. D7/534 X

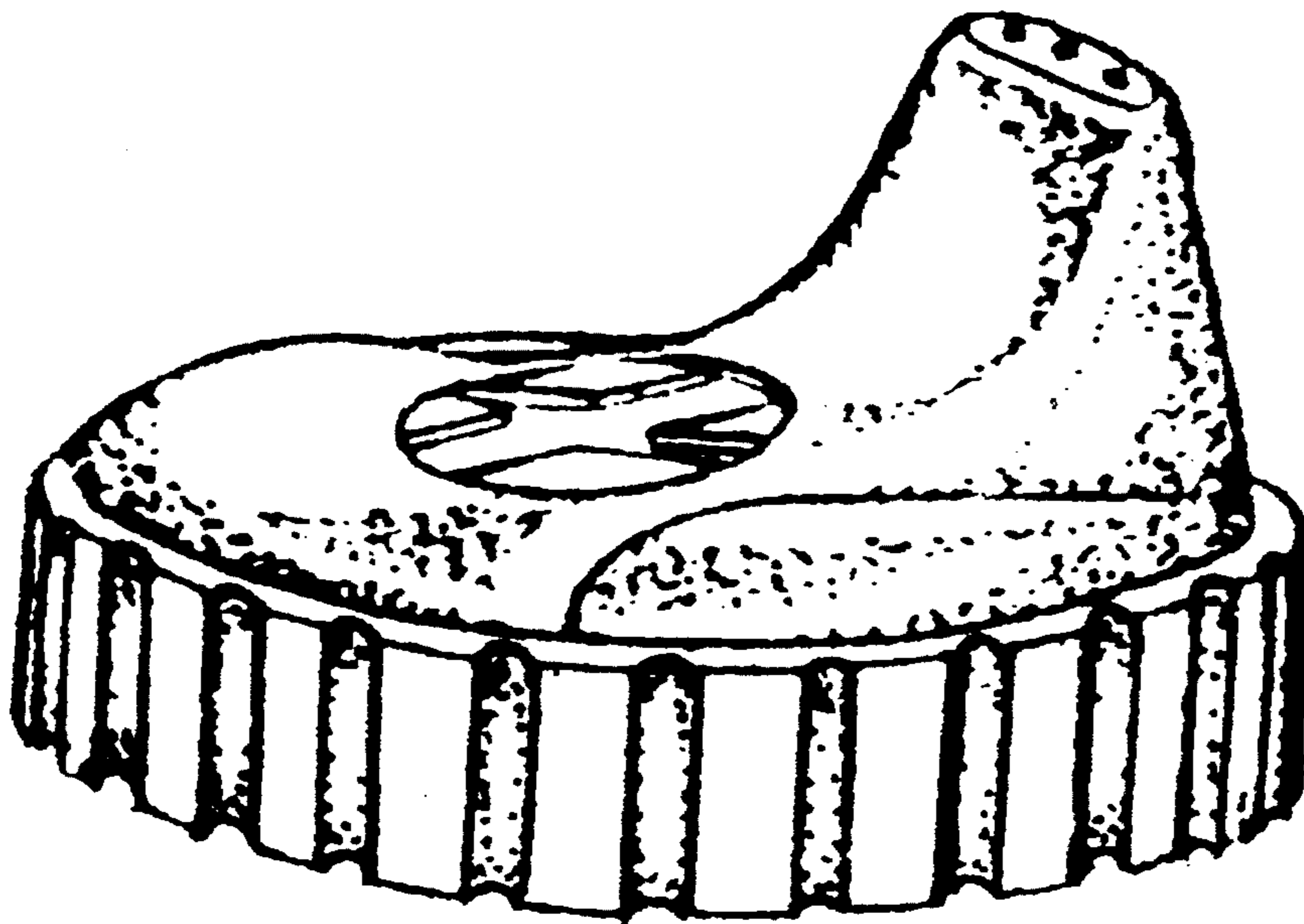
Primary Examiner—Alan P. Douglas
Assistant Examiner—M. N. Pandozzi

[57] CLAIM

The ornamental design for a cup lid, as shown and described.

DESCRIPTION

FIG. 1 is a rear elevational view of a cup lid showing my new design;
FIG. 2 is a right side elevational view, the left side elevational view being a mirror image thereof;
FIG. 3 is a front elevational view thereof;
FIG. 4 is a top plan view thereof;
FIG. 5 is a bottom plan view thereof; and,
FIG. 6 is a perspective view of the invention, showing my new design.






FIG. 1

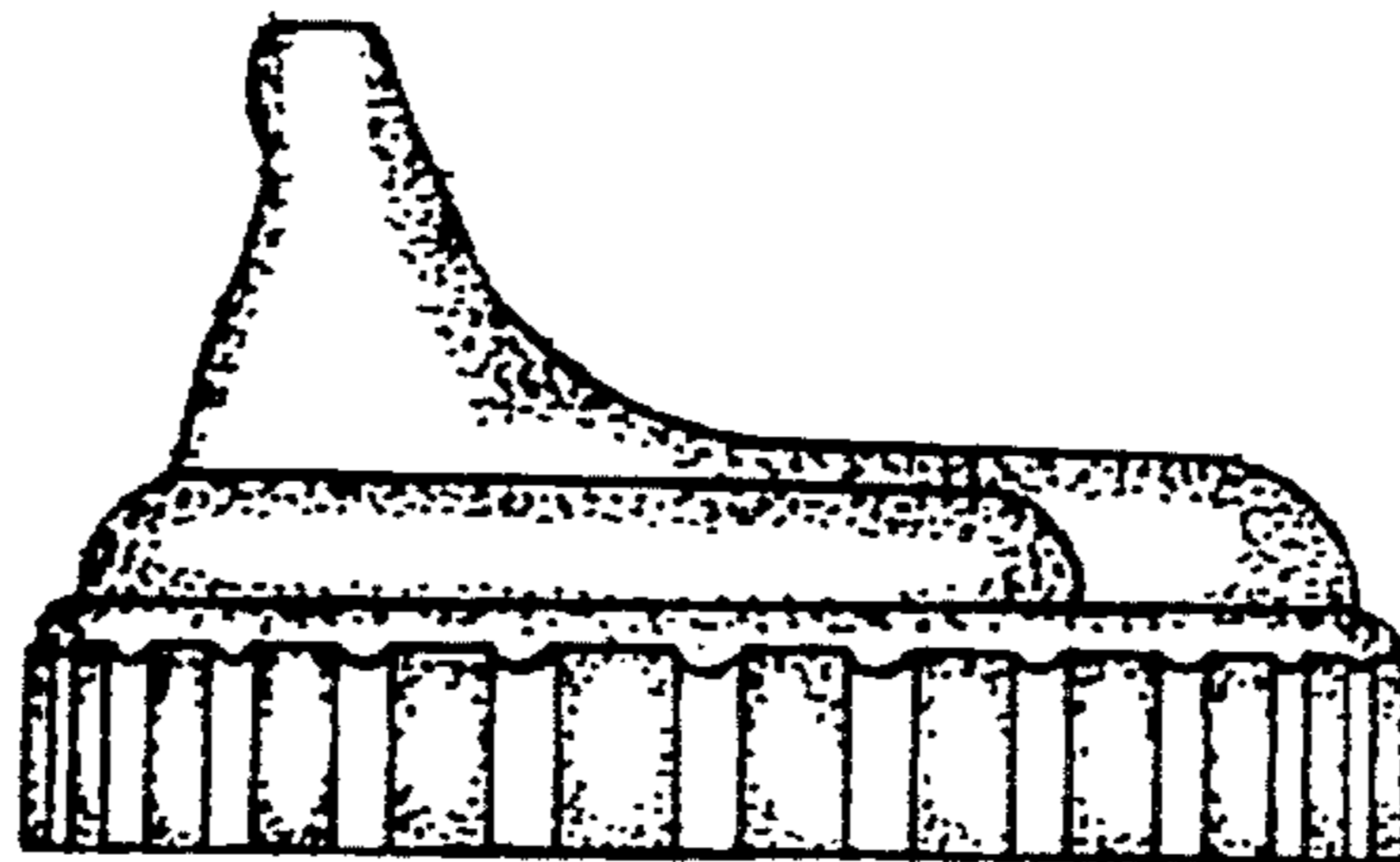


FIG. 2




FIG. 3

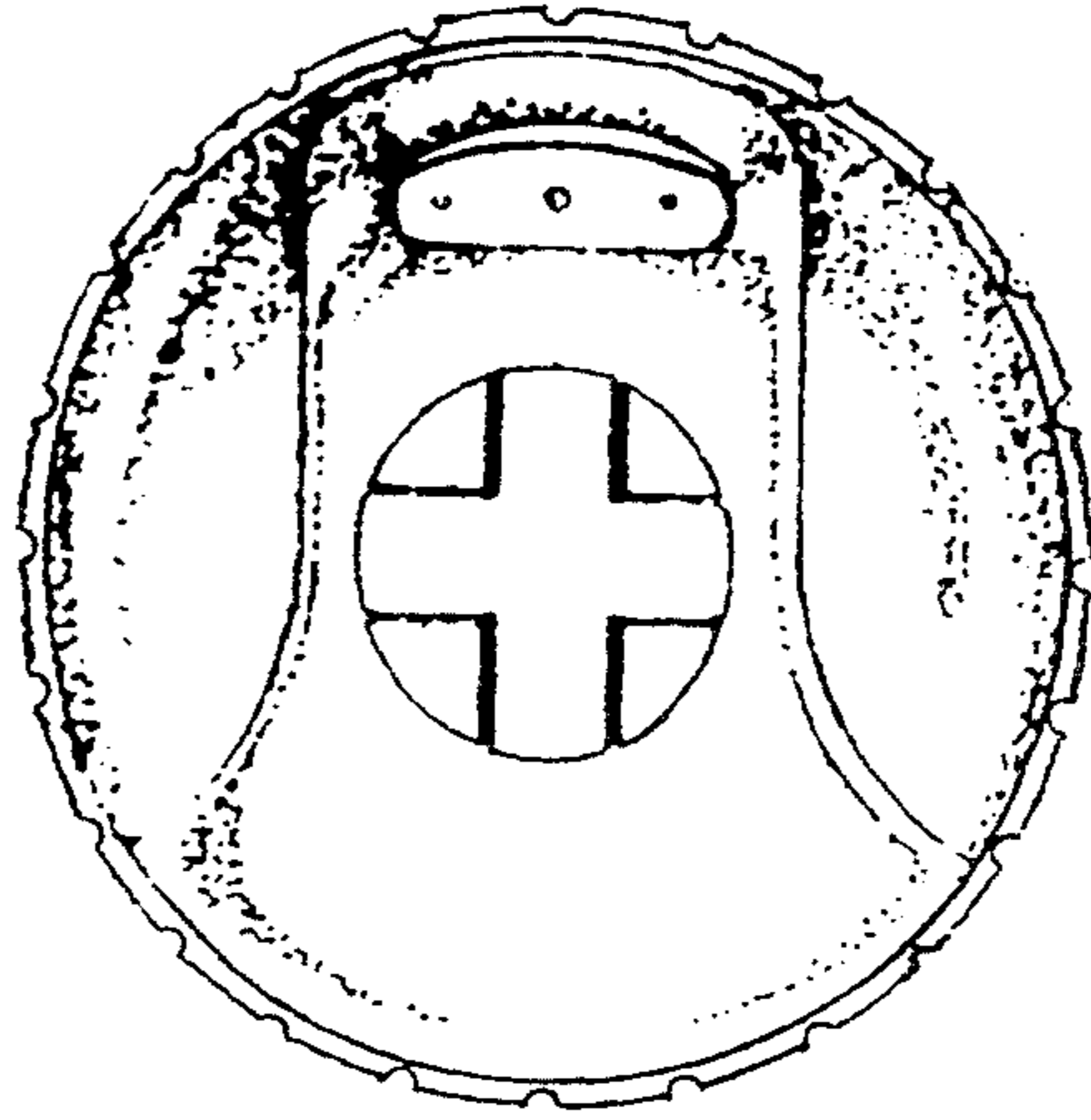


FIG. 4

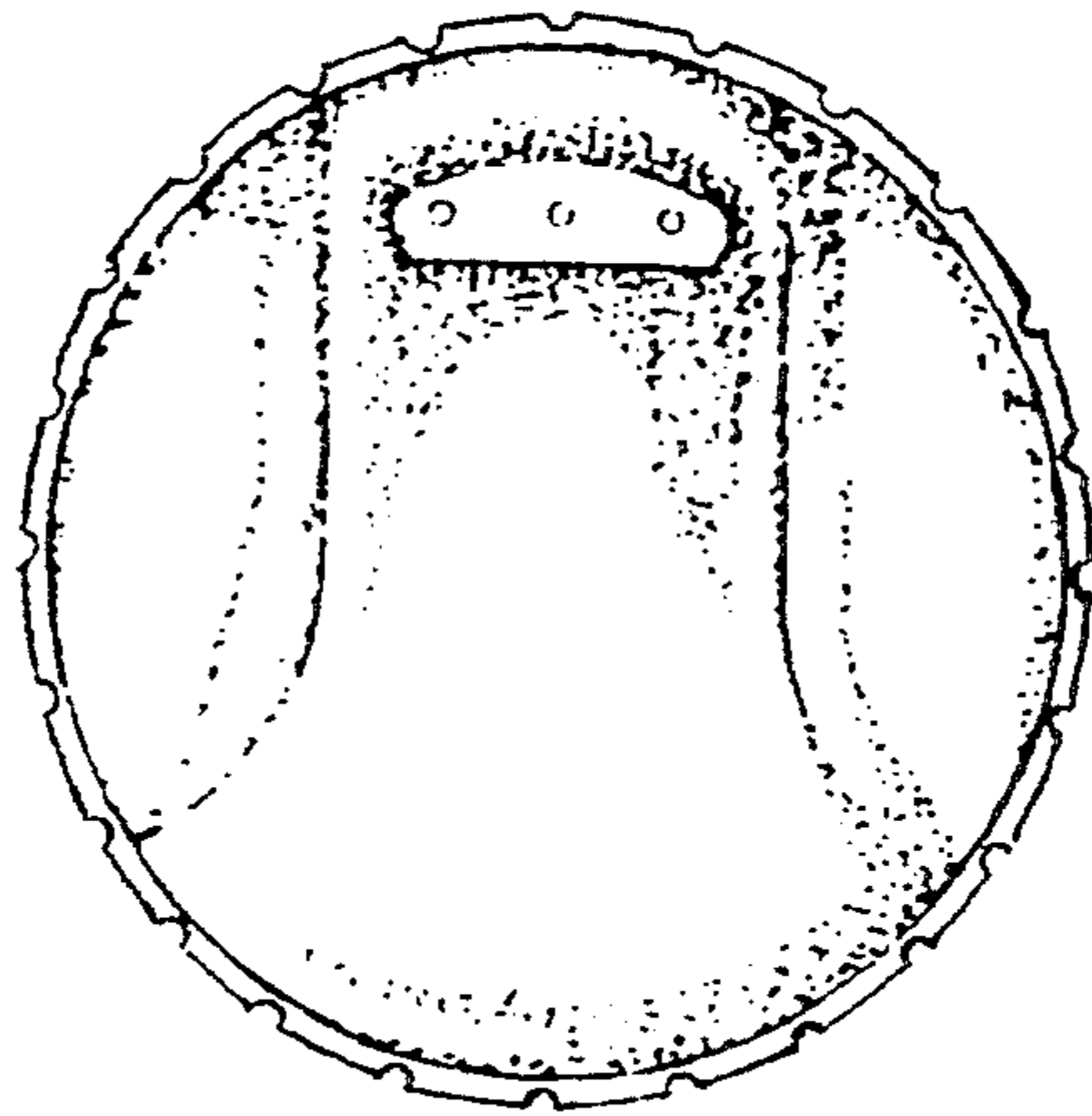


FIG. 5




FIG. 6