



US00D361460S

United States Patent [19]
Warshawsky

[11] **Patent Number: Des. 361,460**
[45] **Date of Patent: ** Aug. 22, 1995**

[54] **TOWEL BAR**

[75] Inventor: **Jerome Warshawsky**, Hewlett Harbor, N.Y.

[73] Assignee: **I. W. Industries, Inc.**, Melville, N.Y.

[**] Term: **14 Years**

[21] Appl. No.: **27,868**

[22] Filed: **Aug. 31, 1994**

[52] U.S. Cl. **D6/549**

[58] Field of Search **D6/546-550;**
D8/300, 315-320; 211/16, 86-87, 123; 16/110
R, 111 R

[56] **References Cited**

U.S. PATENT DOCUMENTS

D. 222,778	12/1971	Clayton	D6/549
D. 259,753	7/1981	Fleischmann et al.	D6/549
D. 299,111	12/1988	Jans	D8/316
D. 301,200	5/1989	Jans	D8/316 X
D. 312,763	12/1990	Tremonti	D8/316
2,052,606	9/1936	Comstock	211/16

Primary Examiner—Brian N. Vinson
Attorney, Agent, or Firm—Alfred M. Walker

[57] **CLAIM**

The ornamental design for a towel bar, as shown and described.

DESCRIPTION

FIG. 1 is a front and bottom perspective view of a towel bar showing a first embodiment of my claimed design; FIG. 2 is a top plan view thereof, the bottom being a mirror image of that shown;

FIG. 3 is a left side elevational view thereof, the right side being a mirror image of that shown;

FIG. 4 is a front and bottom perspective view of a towel bar showing a second embodiment of my new design; FIG. 5 is a top plan view thereof, the bottom being a mirror image and the left side being identical to that shown in FIG. 3;

FIG. 6 is a front and bottom perspective view of a towel bar showing a third embodiment of my new design;

FIG. 7 is a top plan view thereof, the bottom being a mirror image and the left side being identical to that shown in FIG. 3;

FIG. 8 is a front and bottom perspective view of a towel bar showing a fourth embodiment of my new design; and,

FIG. 9 is a top plan view thereof, the bottom being a mirror image and the left side being identical to that shown in FIG. 3.

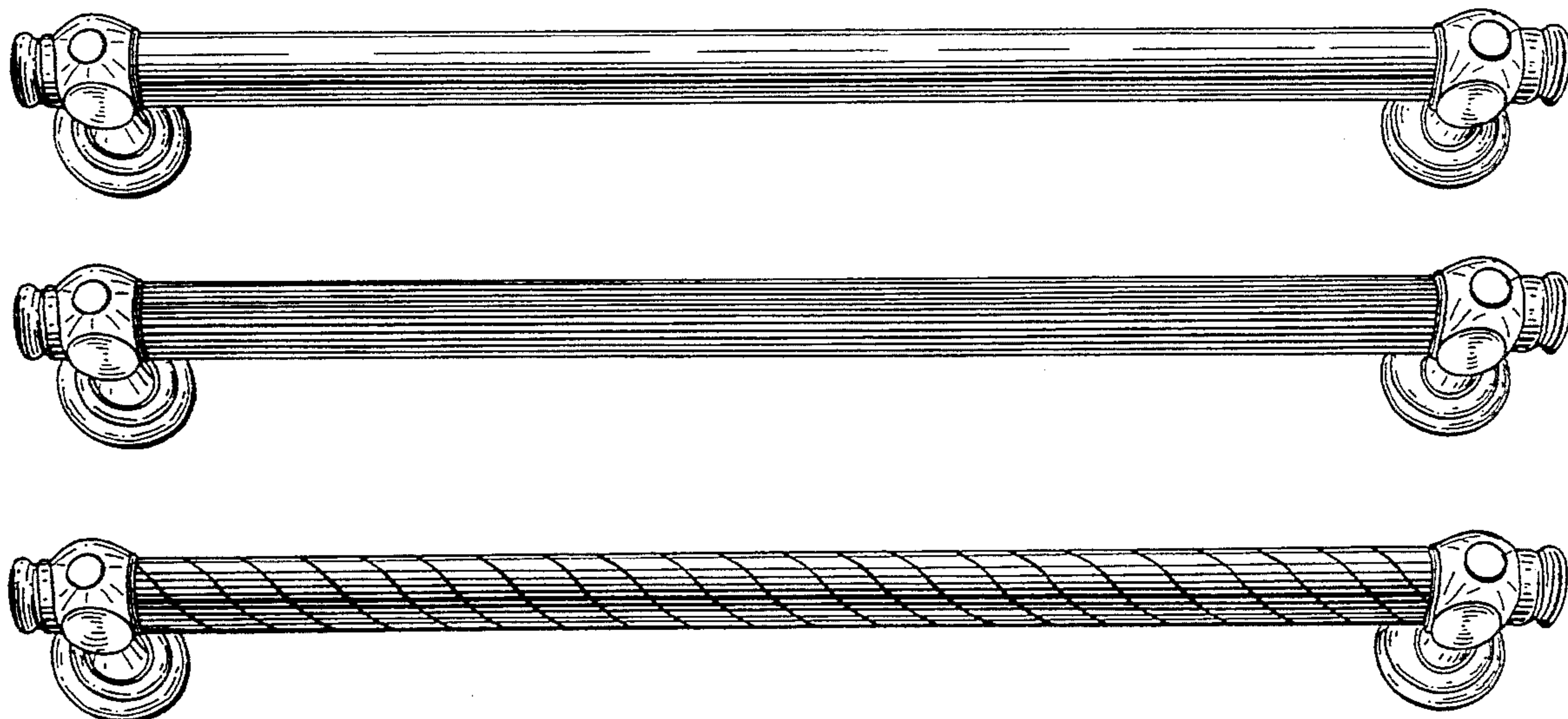




FIG. 1




FIG. 2

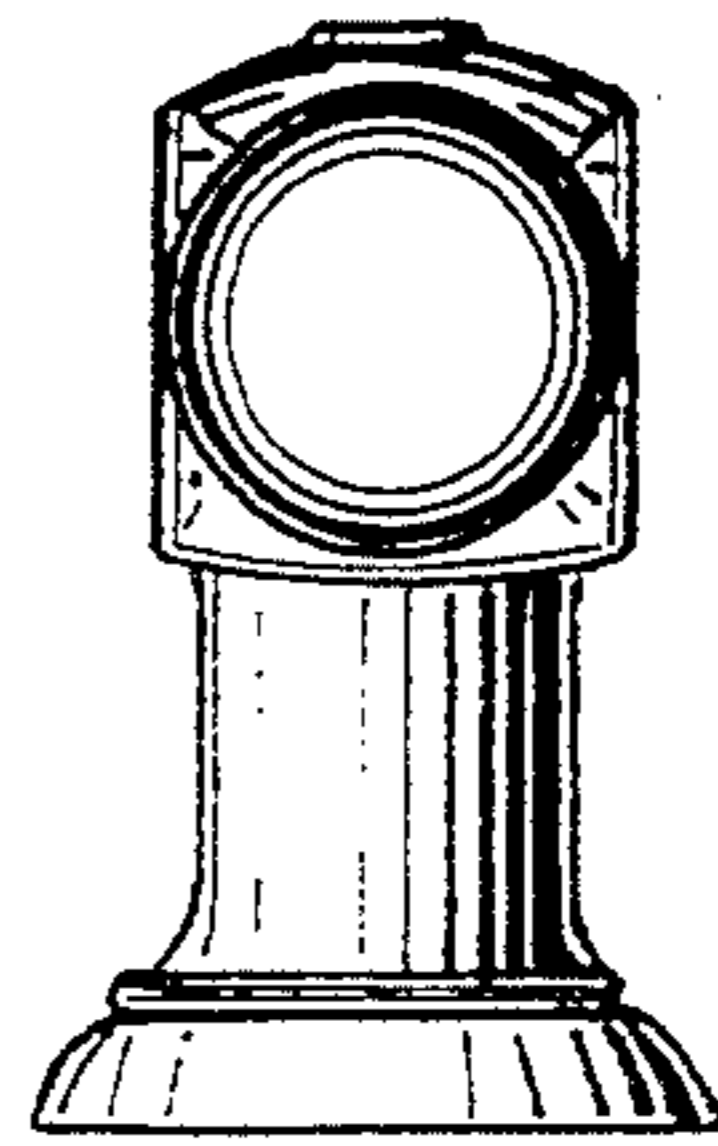


FIG. 3




Fig. 4


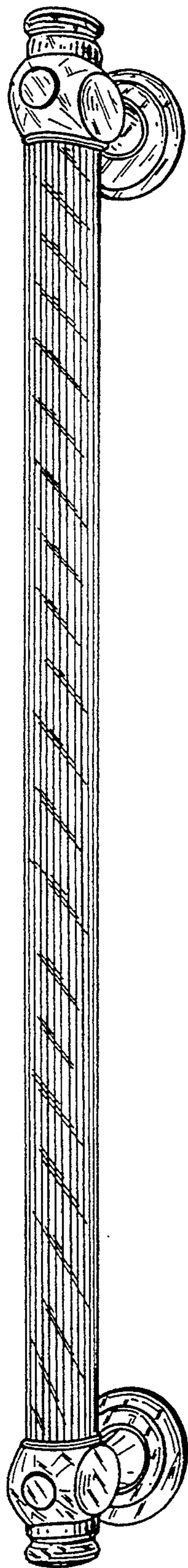
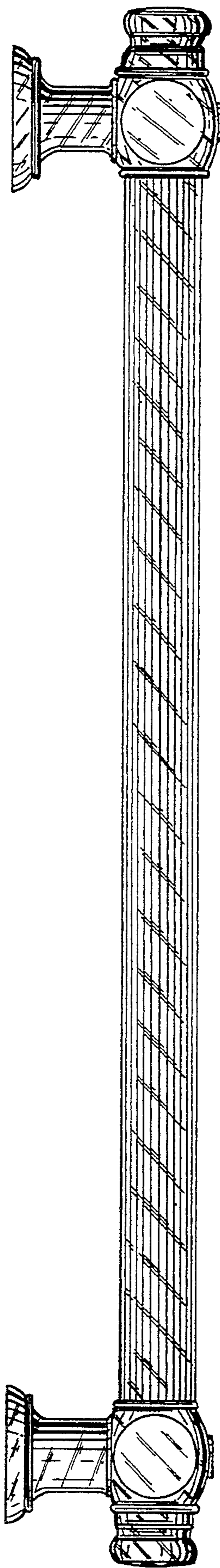


Fig. 5



9



7

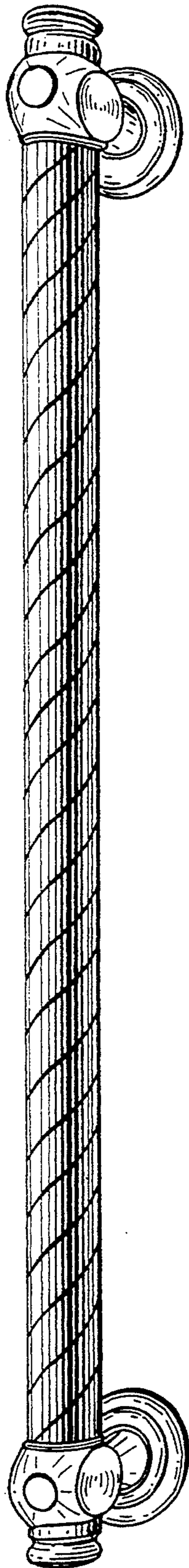


FIG. 8

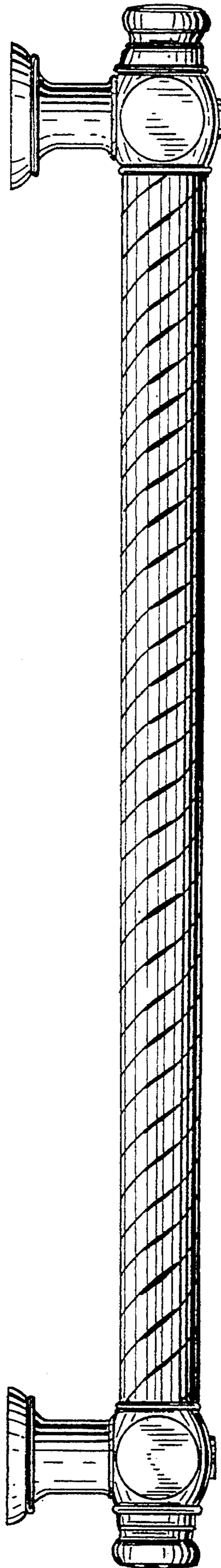


FIG. 9