



US00D361456S

United States Patent [19]

Brunner et al.

[11] Patent Number: Des. 361,456

[45] Date of Patent: ** Aug. 22, 1995

[54] DRESSNG TABLE

D. 333,220 2/1993 Brunner et al. .

[75] Inventors: **Merlin A. Brunner**, Appleton;
Harvey J. Draheim, Wetauwega,
both of Wis.

[73] Assignee: **Simmons Juvenile Products
Company, Inc.**, New London, Wis.

[**] Term: **14 Years**

[21] Appl. No.: **8,053**

[22] Filed: **May 6, 1993**

[52] U.S. Cl. **D6/479; D6/390;
D6/395**

[58] Field of Search **D6/396, 449, 477-479,
D6/382, 384, 390, 391, 395; 108/27, 59, 161;
5/93.1, 93.2, 100, 425**

[56] **References Cited**

U.S. PATENT DOCUMENTS

- D. 225,601 12/1972 Pierson et al. D6/391
- D. 269,229 6/1983 Brunner et al. D6/384
- D. 270,973 10/1983 Brunner et al. D6/478
- D. 331,848 12/1992 Brunner et al. .

OTHER PUBLICATIONS

Simmons Juvenile Products Company, Inc. Catalog
1988, pp. 13, 18, 23 and dressing table on cover.
Best Catalog, Sep. 1990, p. 390, items 5 & 7.
Interiors Magazine, Dec. 1974, p. 52, "Spindles".

Primary Examiner—Alan P. Douglas
Assistant Examiner—Cathron B. Matta
Attorney, Agent, or Firm—Hoffmann & Baron

[57] CLAIM

The ornamental design of a dressing table, as shown and described.

DESCRIPTION

FIG. 1 is a top perspective view of a dressing table showing our new design;
FIG. 2 is a top plan view thereof;
FIG. 3 is a front elevation view thereof;
FIG. 4 is a side elevation view thereof, the opposite side being a mirror image thereof;
FIG. 5 is a rear elevation view thereof; and,
FIG. 6 is a bottom plan view thereof.




FIG-1




FIG-2




FIG-3

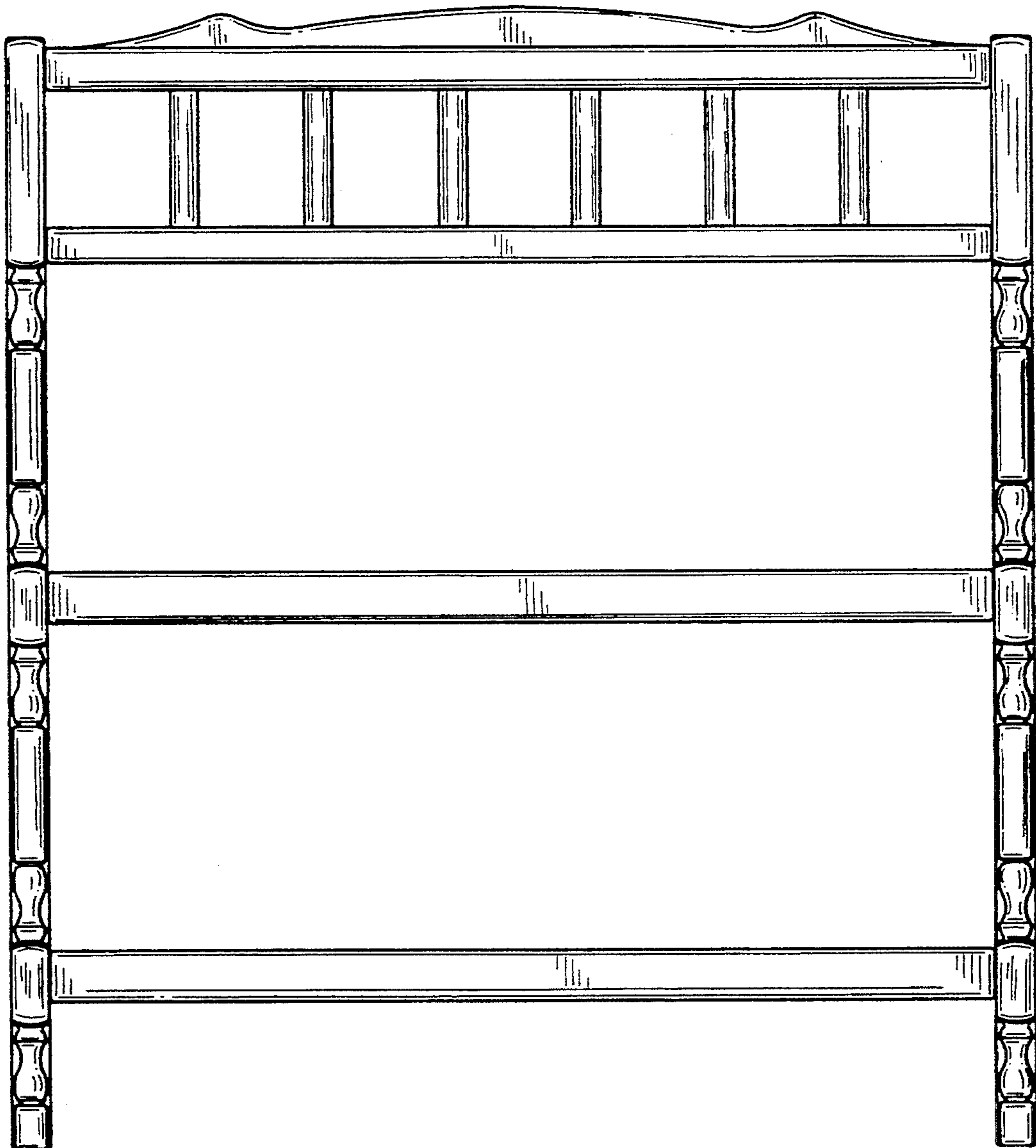


FIG-4

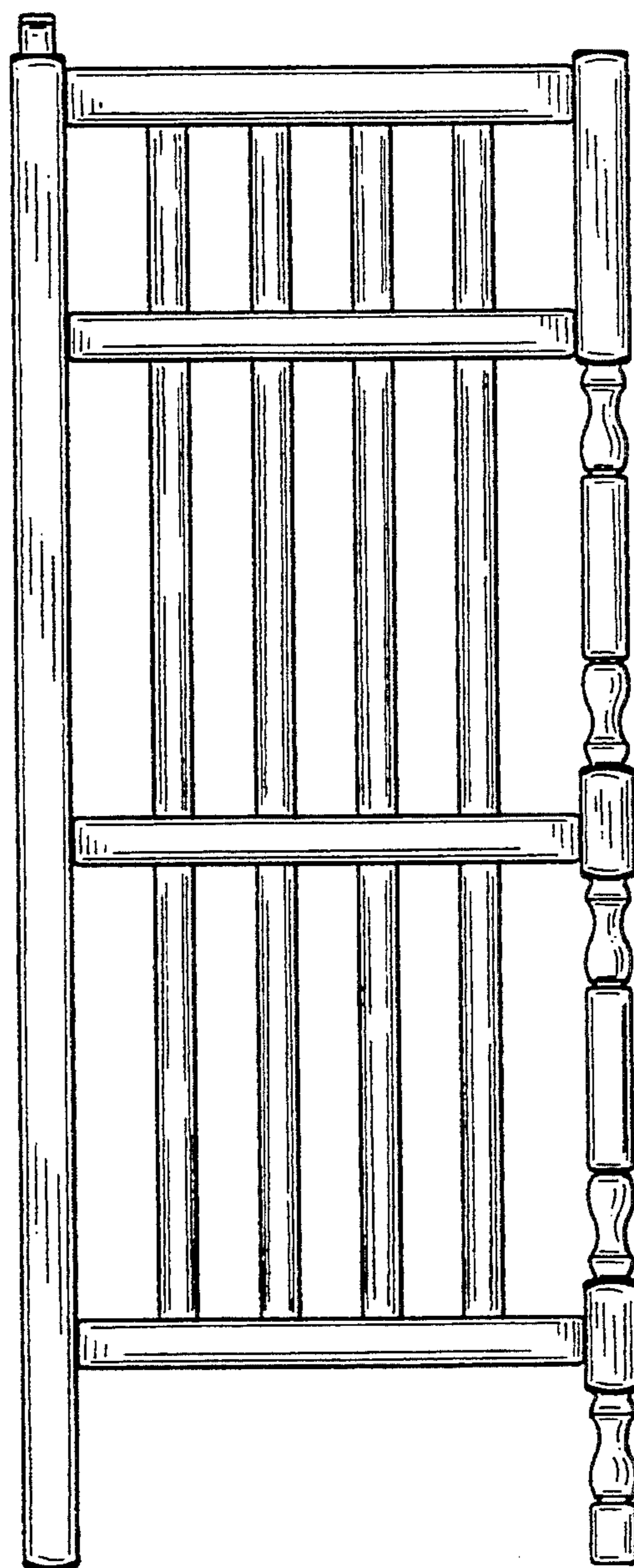


FIG-5

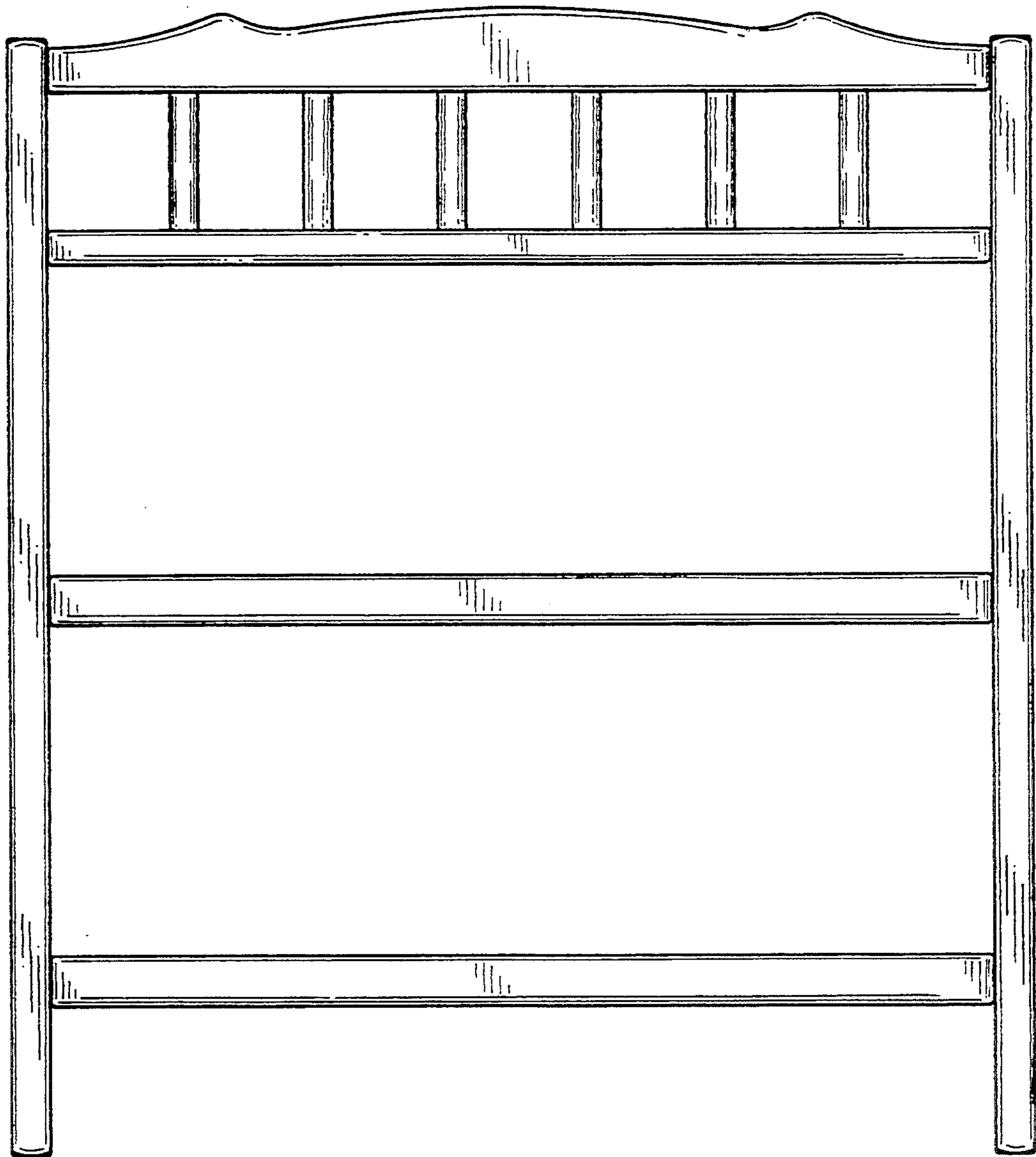


FIG-6

