



US00D361454S

United States Patent [19]

[11] Patent Number: **Des. 361,454**

Compton et al.

[45] Date of Patent: **** Aug. 22, 1995**

[54] DISPLAY STAND

[75] Inventors: **William Compton**, Odessa; **Mark T. Anderson**, Tampa, both of Fla.

[73] Assignee: **Tropical Sportswear International Corporation**, Tampa, Fla.

[**] Term: **14 Years**

[21] Appl. No.: **12,029**

[22] Filed: **Aug. 20, 1993**

[52] U.S. Cl. **D6/474**

[58] Field of Search **D6/396, 405, 407, 449, D6/473-474, 477-479, 436; 108/1, 59, 92, 161, 166, 186, 192; 211/90, 186-188**

[56] References Cited

U.S. PATENT DOCUMENTS

D. 139,708	12/1944	Lapin	D6/474 X
D. 179,434	12/1956	Wycoski	D6/436
D. 182,609	4/1958	Marschak	D6/473
2,798,617	7/1957	Schreiber	D6/473 X
3,139,192	6/1964	Maguire	D6/474 X
4,151,803	5/1979	Ferrera et al.	D6/474 X

FOREIGN PATENT DOCUMENTS

36813	4/1967	Finland	108/59
834737	3/1952	Germany	211/187

OTHER PUBLICATIONS

"Gaylord Catalog", 1993, p. 386, item kt-3012 (Reading Rack).

"Schoner Wohnen", Jan. 1991, p. 27, Shelving unit at lower left.

Primary Examiner—Alan P. Douglas

Assistant Examiner—Cathron B. Matta

Attorney, Agent, or Firm—Kimmel, Crowell & Weaver

[57] CLAIM

The ornamental design for a display stand, as shown and described.

DESCRIPTION

FIG. 1 is a perspective view of a display stand, showing the front and right side of our new design;


FIG. 2 is a front elevation thereof;

FIG. 3 is a top plan view thereof;

FIG. 4 is a right side elevation thereof, the left side being symmetrical;

FIG. 5 is a bottom plan view thereof; and,

FIG. 6 is a rear elevation thereof.



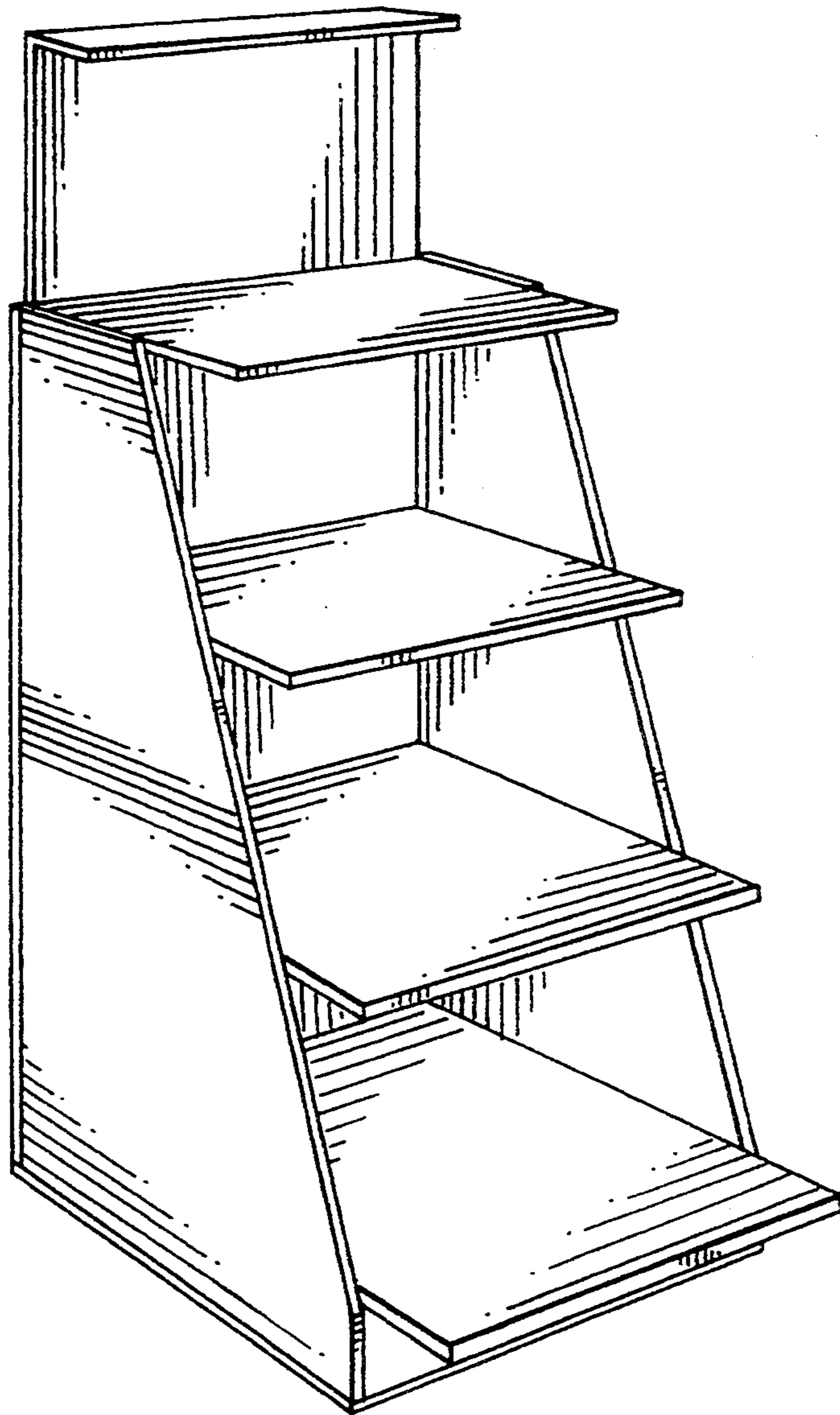


FIG. 1

FIG. 2

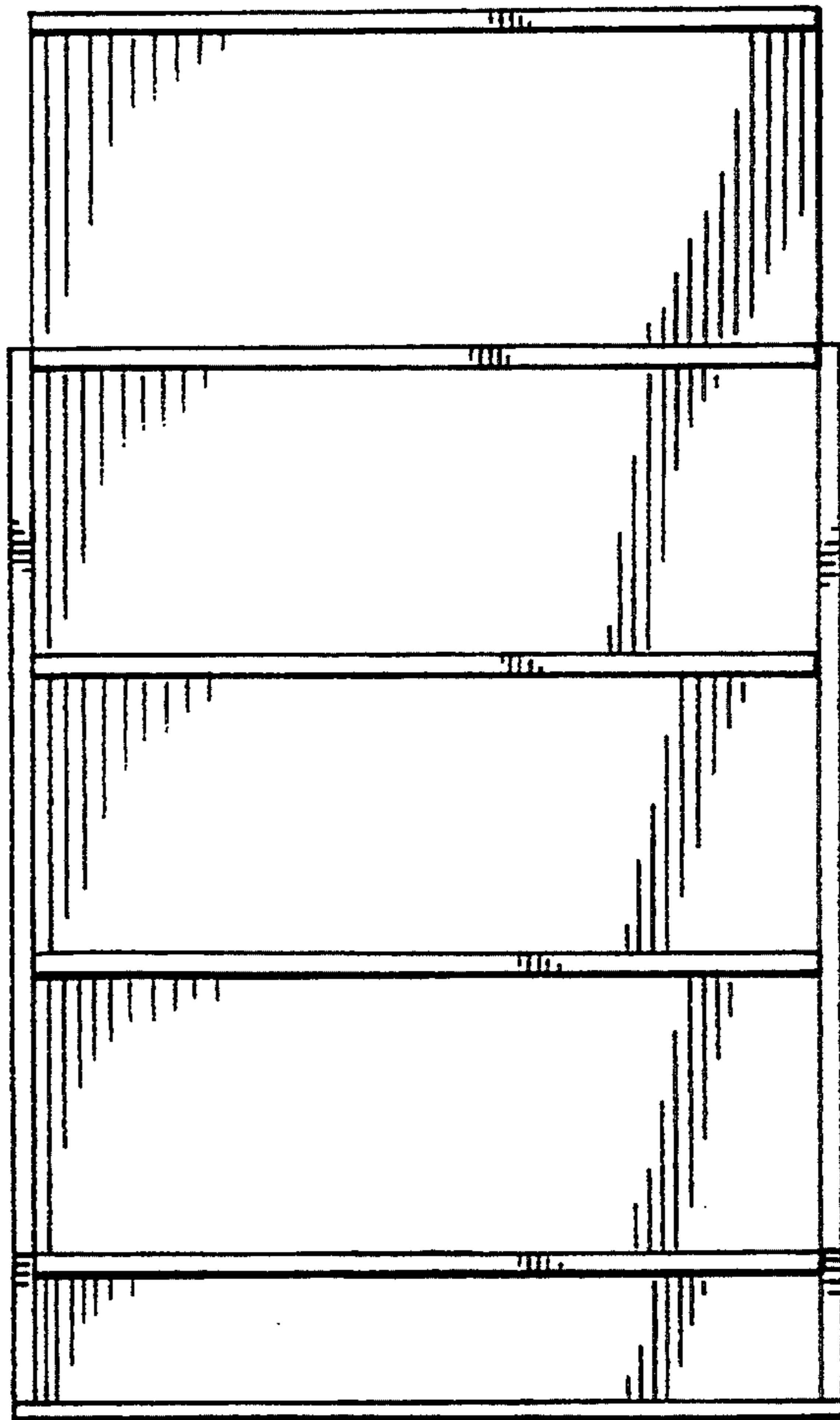


FIG. 3

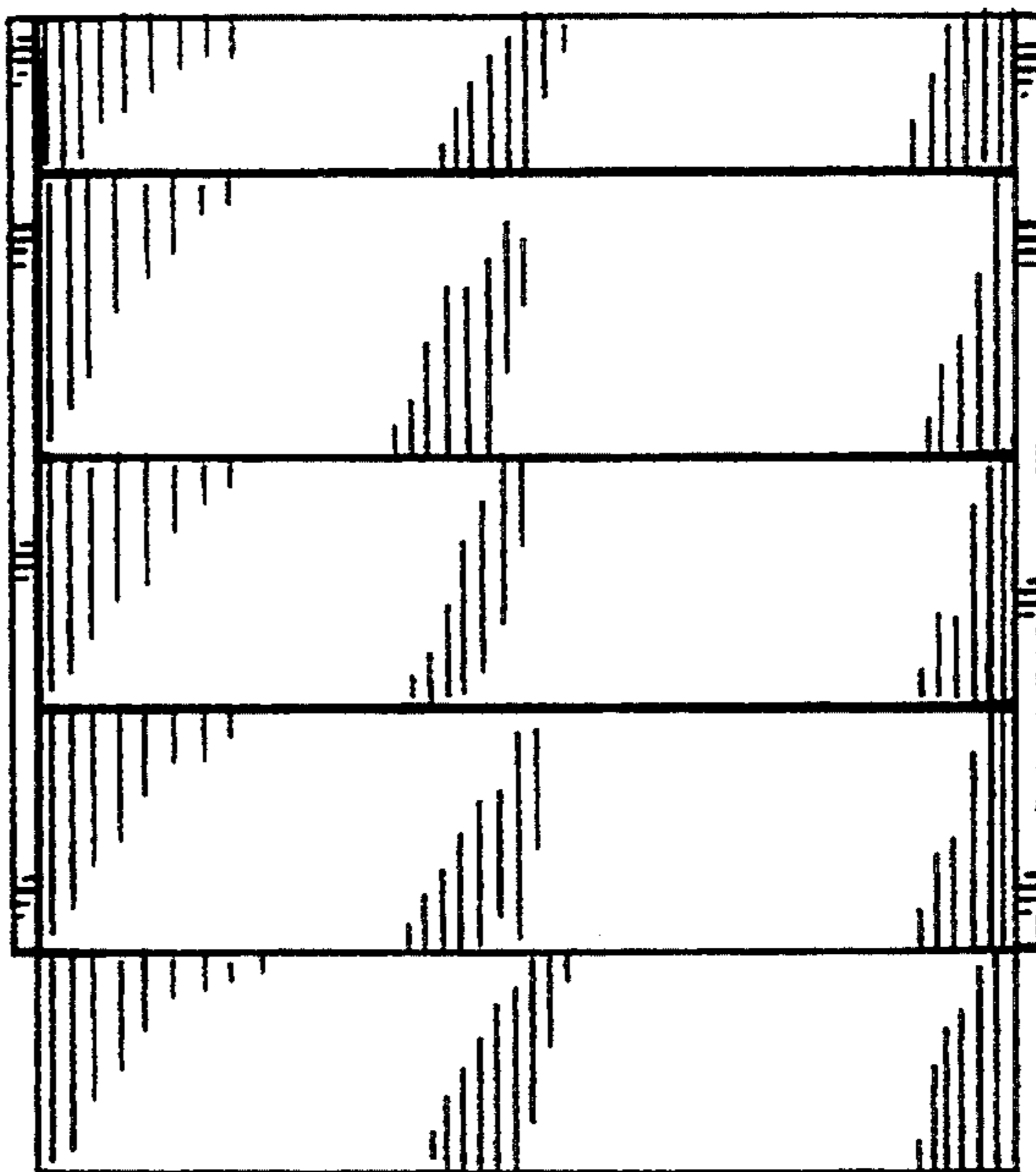


FIG. 4

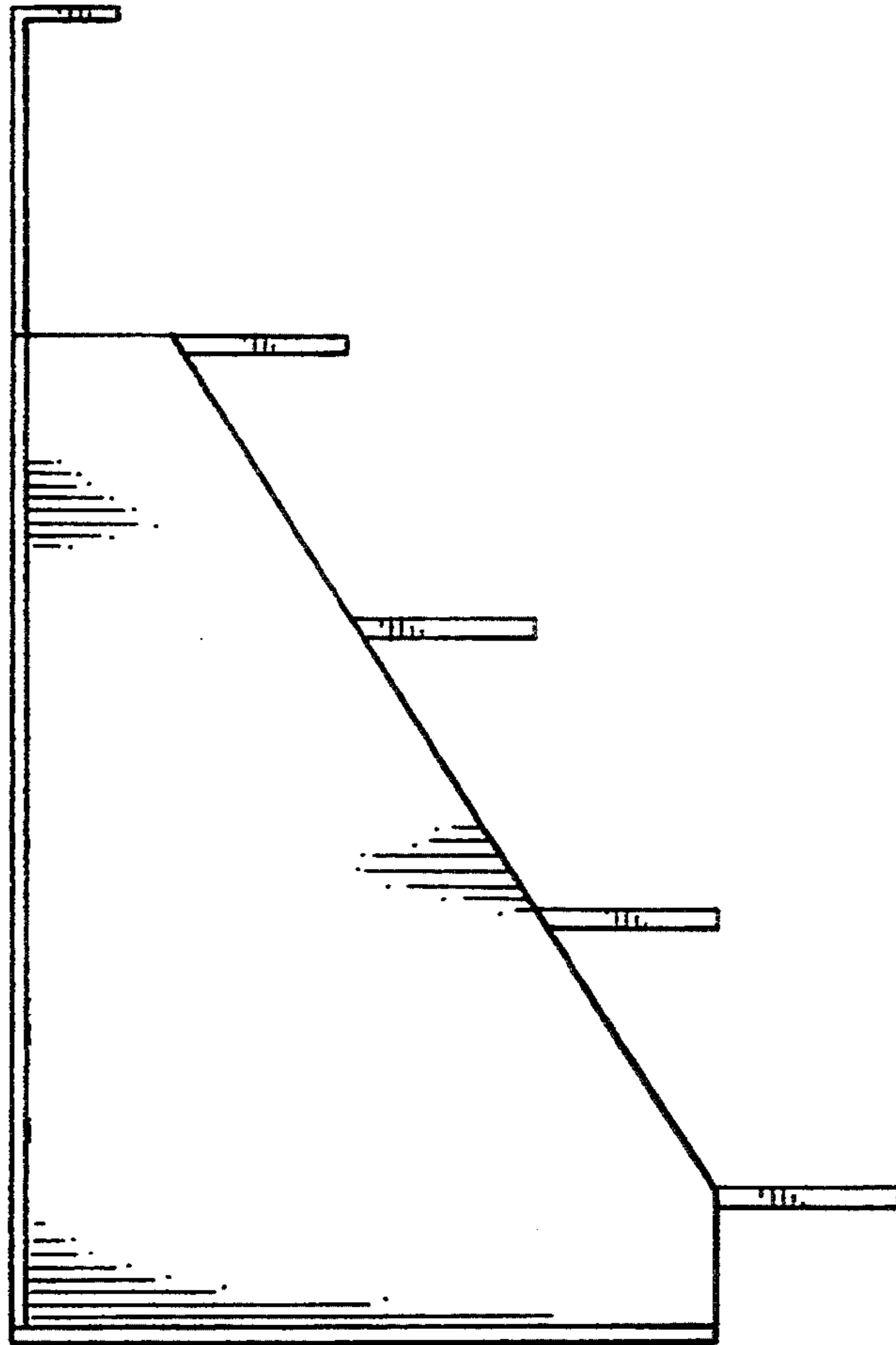


FIG. 5




FIG. 6

