



US00D361433S

United States Patent [19]

[11] Patent Number: **Des. 361,433**

Yang

[45] Date of Patent: **** Aug. 22, 1995**

[54] **ELECTRIC TOOTHBRUSH**

[76] Inventor: **C. S. Yang**, 6Fl., No. 41, Lane 228 Ho Ping East Road, Sec. 3, Taipei, Taiwan

[**] Term: **14 Years**

[21] Appl. No.: **21,143**

[22] Filed: **Apr. 11, 1994**

[52] U.S. Cl. **D4/101; D4/111**

[58] Field of Search **D4/100-101, D4/104-112, 121, 127, 134, 136, 138; D24/111, 146; 15/22.1, 22.2, 23-29, 143.1, 159.1, 160, 167.1, 167.2, 186-187, 176.1**

2,598,275 5/1952 Lakin 15/23 X
 4,079,517 3/1978 Zacharia 15/28 X
 4,619,009 10/1986 Rosenstatter 15/29

Primary Examiner—A. Hugo Word
Assistant Examiner—Lavone D. Tabor
Attorney, Agent, or Firm—Jones, Tullar & Cooper

[57] CLAIM

The ornamental design for an electric toothbrush, as shown and described.

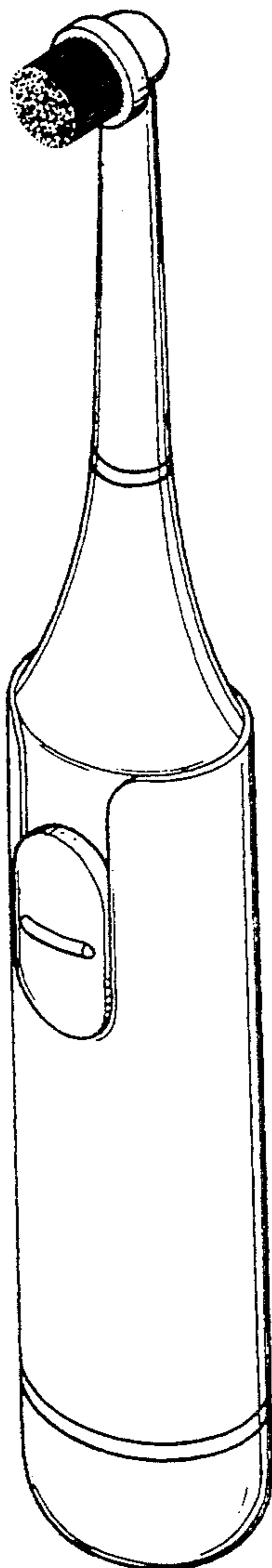
DESCRIPTION

FIG. 1 is a perspective view of an electric toothbrush showing our new design;
 FIG. 2 is a front elevational view of the design;
 FIG. 3 is a rear elevational view of the design;
 FIG. 4 is a right side elevational view of the design, wherein the left side elevational view is identical;
 FIG. 5 is a top plan view of the design; and,
 FIG. 6 is a bottom plan view of the design.

[56] **References Cited**

U.S. PATENT DOCUMENTS

D. 321,285 11/1991 Hirabayashi D4/101
 D. 341,943 12/1993 Si-Hoe D4/101 X



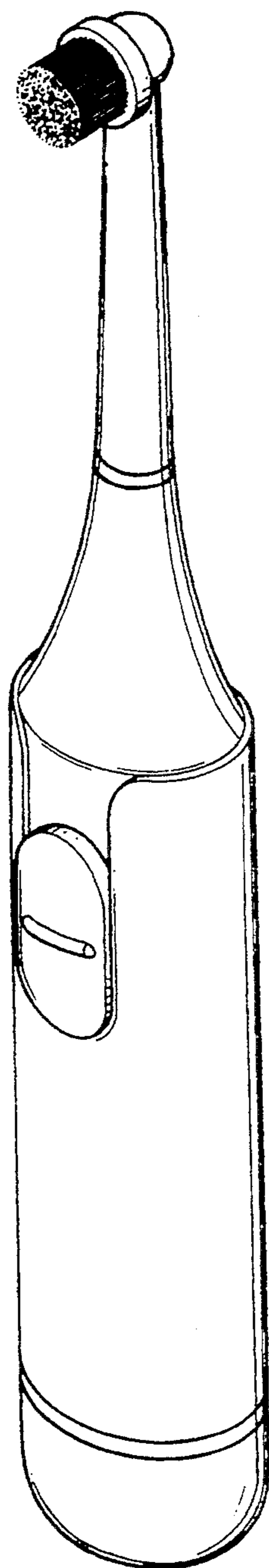


FIG. 1




FIG. 2

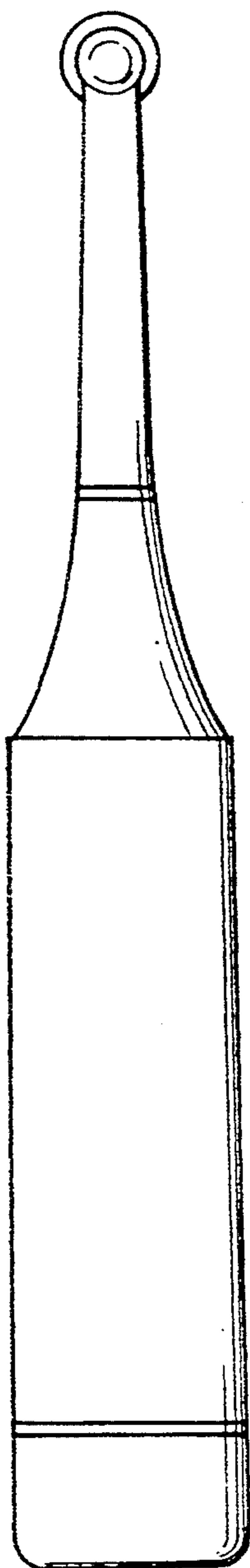


FIG. 3

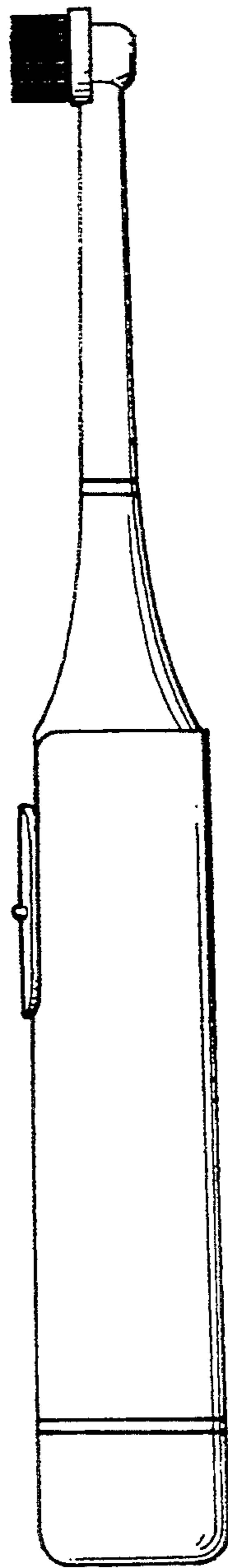


FIG. 4




FIG. 5




FIG. 6