



US00D361429S

United States Patent [19]

Mohundro

[11] Patent Number: **Des. 361,429**

[45] Date of Patent: **** Aug. 22, 1995**

[54] **JEWELRY BOX**

[76] Inventor: **James G. Mohundro**, No. 20,
Ta-Lung Road, 11F-4, Taichung,
Taiwan

[**] Term: **14 Years**

[21] Appl. No.: **24,260**

[22] Filed: **Jun. 10, 1994**

[52] U.S. Cl. **D3/294; D3/903;**
D3/270

[58] Field of Search D3/903, 270, 272, 271,
D3/273, 274, 341; D9/415, 420, 423; 206/501,
508, 518

[56] **References Cited**

U.S. PATENT DOCUMENTS

D. 64,406	4/1924	Karpeles	D3/903
D. 65,341	7/1924	Karpeles	D3/903
D. 65,342	7/1924	Karpeles	D3/270
D. 146,808	5/1947	Restifo	D3/270
D. 148,156	12/1947	Fisher	D3/270
D. 217,542	5/1970	Wernick et al.	D3/903

D. 217,852	6/1970	Wernick et al.	D3/270
D. 292,175	10/1987	Wolf	D9/420

OTHER PUBLICATIONS

Service Merchandise Catalog, 1993-1994, pp. 182-183,
Jewelry Boxes.

Primary Examiner—Theodore M. Shooman


Assistant Examiner—Philip Hyder

[57] **CLAIM**

The ornamental design for a jewelry box, as shown and
described.

DESCRIPTION

FIG. 1 is a perspective view of the jewelry box, showing my new design;
FIG. 2 is a front elevational view thereof;
FIG. 3 is a rear elevational view thereof;
FIG. 4 is a side elevational view thereof, the opposite side being a mirror image;
FIG. 5 is a top plan view thereof;
FIG. 6 is a bottom plan view thereof; and,
FIG. 7 is a perspective view thereof, shown in an open position.






Fig. 1




Fig. 2




Fig. 3



Fig. 4




Fig. 5

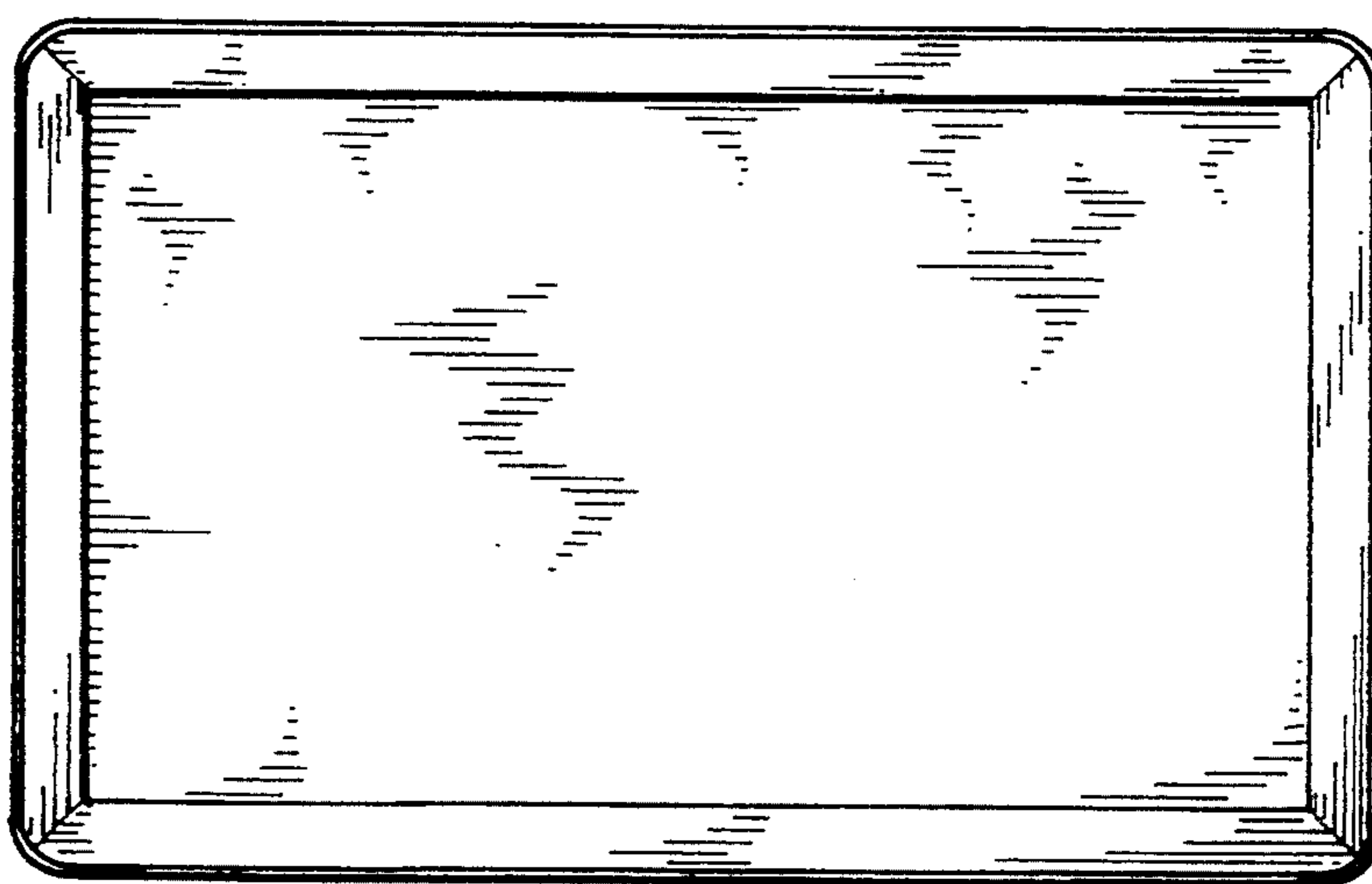


Fig. 6

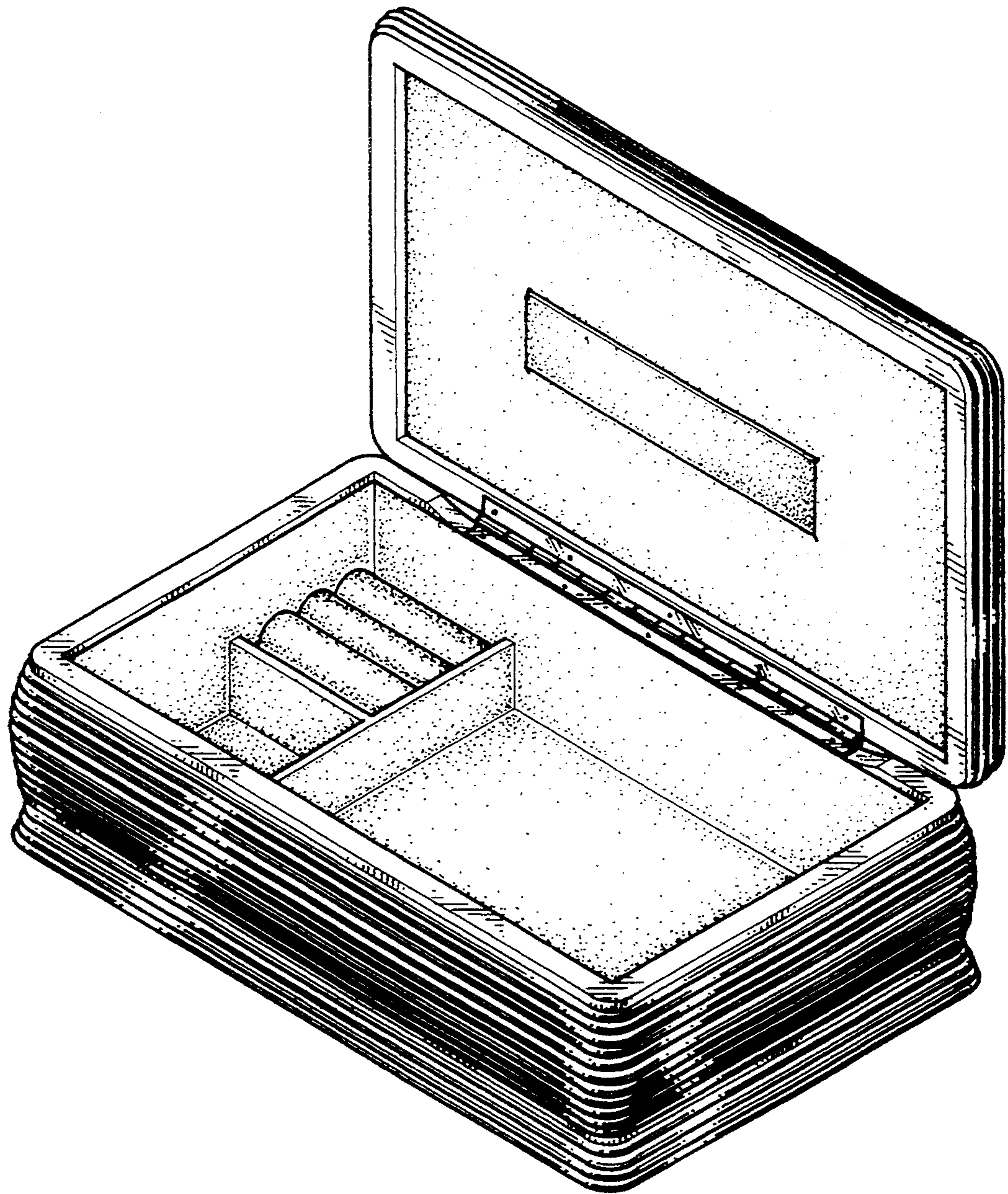


Fig. 7