



US00D361405S

# United States Patent [19]

[11] Patent Number: **Des. 361,405**

**Tipp**

[45] Date of Patent: **\*\* Aug. 15, 1995**

[54] **COMBINED DENTAL PICK AND SHEATH**

[57] **CLAIM**

[76] Inventor: **Raymond P. Tipp**, P.O. Box 3778,  
Missoula, Mont. 59806

The ornamental design for a combined dental pick and sheath, as shown and described.

[\*\*] Term: **14 Years**

**DESCRIPTION**

[21] Appl. No.: **23,343**

[22] Filed: **May 23, 1994**

[52] U.S. Cl. .... **D28/64**

[58] Field of Search ..... D28/64; 132/321-329

FIG. 1 is a side view in elevation of the sheath portion of the dental pick;

FIG. 2 is a side view in elevation of the handle and probe portion of the dental pick;

FIG. 3 is a top plan view of the FIG. 2 handle and probe portion;

FIG. 4 is an end view of the probe end of the FIG. 2 handle and probe portion;

FIG. 5 is an end view of the opening into the FIG. 1 sheath portion;

FIG. 6 is a perspective view of the dental pick; and,

FIG. 7 is a perspective view of the dental pick being held in a user's hand preparatory to its use.

[56] **References Cited**

### U.S. PATENT DOCUMENTS

D. 345,629	3/1994	Tipp	.....	D28/64
D. 350,415	9/1994	Wagner	.....	D28/64
2,510,194	6/1950	Thomas	.....	132/328
4,326,548	4/1982	Wagner	.....	132/328

*Primary Examiner*—Kay H. Chin




FIG. 1




FIG. 2

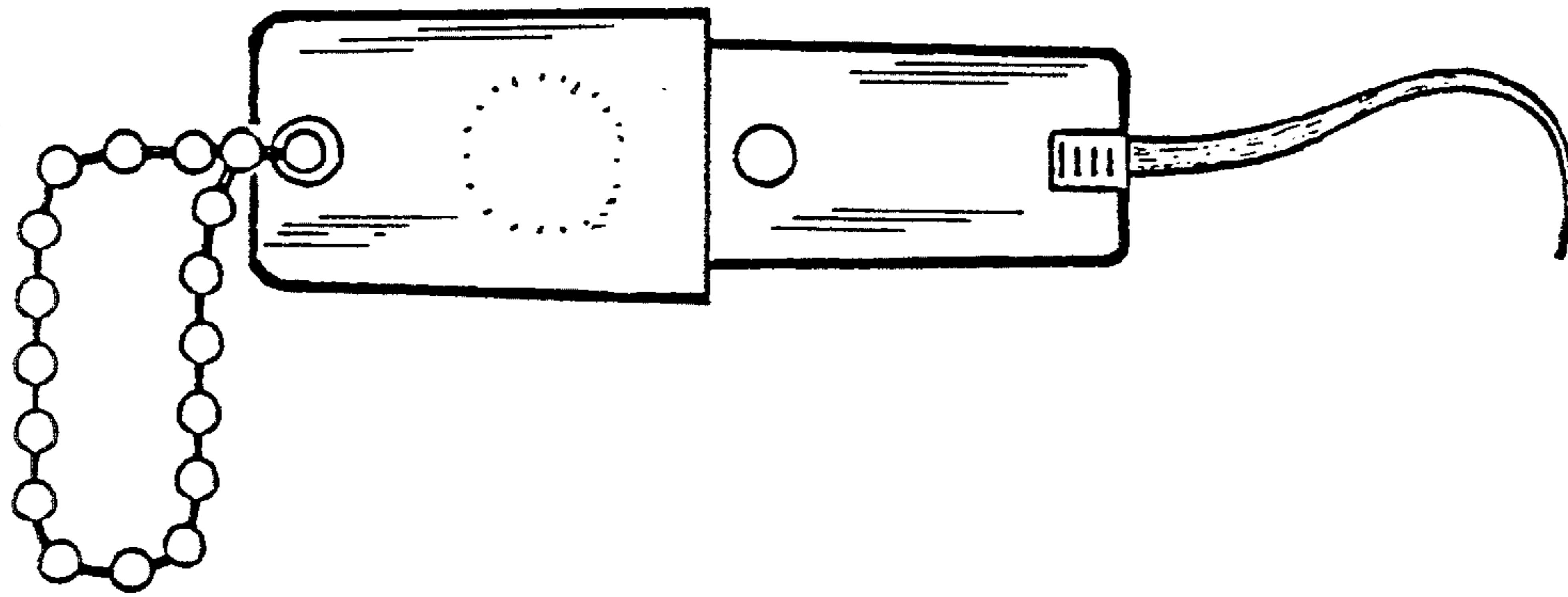


FIG. 3

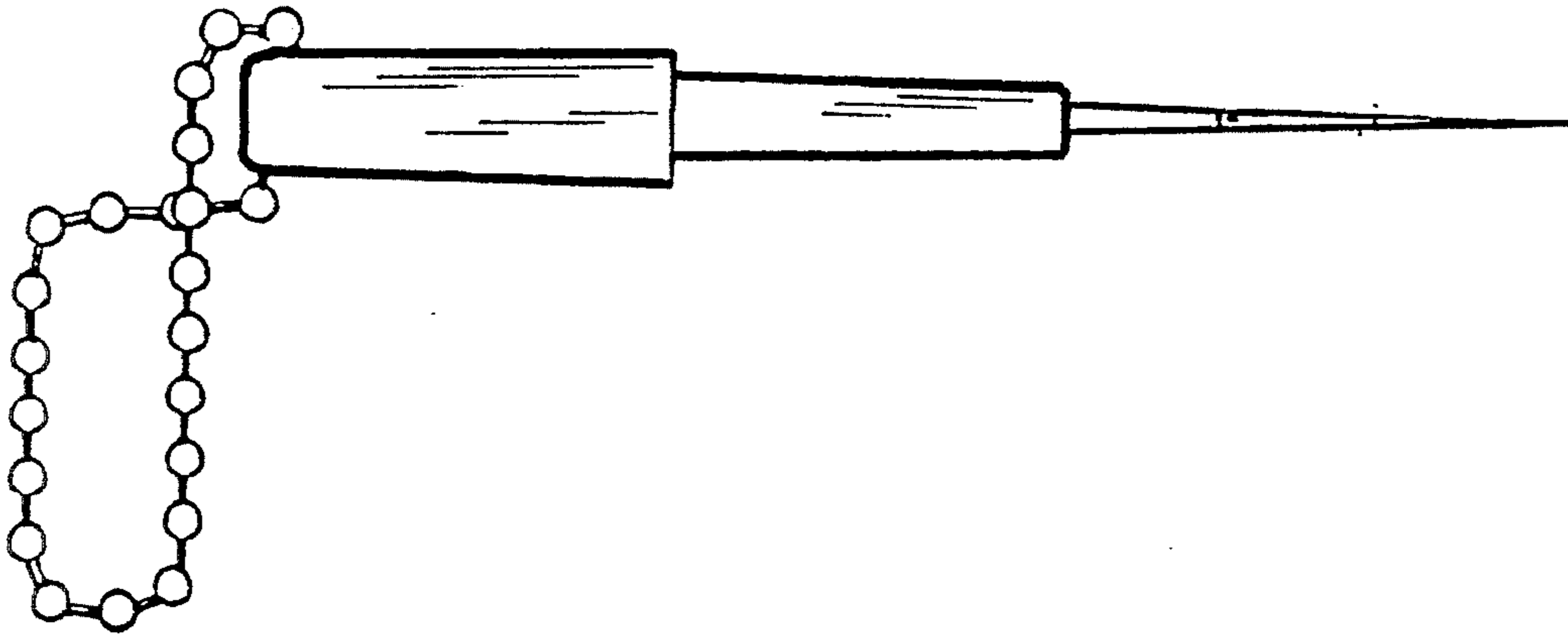


FIG. 4




FIG. 5




FIG. 6

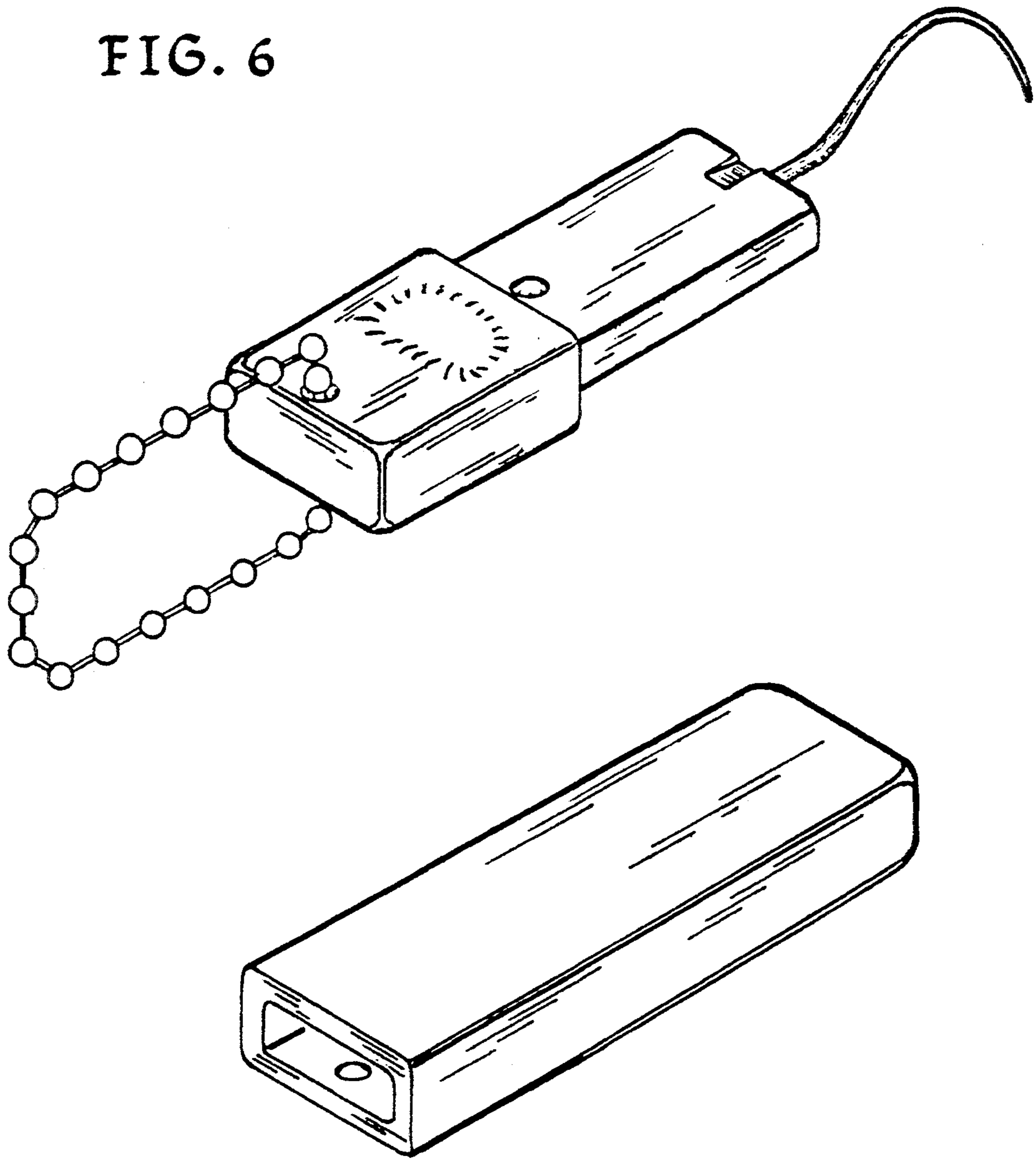


FIG. 7

