



US00D361378S

United States Patent [19]

[11] Patent Number: **Des. 361,378**

Mitchell

[45] Date of Patent: **** Aug. 15, 1995**

[54] **DECORATIVE GRILLE FOR A VENT**

[75] Inventor: **Micheal Mitchell, Cary, Ill.**

[73] Assignee: **Woodwinds Metal & Hardware Inc., Crystal Lake, Ill.**

[**] Term: **14 Years**

[21] Appl. No.: **21,146**

[22] Filed: **Apr. 11, 1994**

[52] U.S. Cl. **D23/393; D23/388**

[58] Field of Search **D23/388, 393; 454/284, 454/289, 330, 331; D25/152, 153, 156, 53; 52/663**

[56] **References Cited**

U.S. PATENT DOCUMENTS

- D. 195,763 7/1963 Levy D25/53
- D. 328,344 7/1992 Heidtke D23/388
- D. 338,060 8/1993 Solie D23/388

Primary Examiner—Lisa P. Lichtenstein
Attorney, Agent, or Firm—Gerald S. Geren

[57] **CLAIM**

The ornamental design for a decorative grille for a vent, as shown and described.

DESCRIPTION

FIG. 1 is a perspective view showing the grille design; FIG. 2 is a plan view of the grille; FIG. 3 is a front elevation view; and, FIG. 4 is a right side elevational view.

The bottom view of the grille is substantially the same as the plan view of FIG. 2; the rear elevational view is substantially the same as the front elevational view of FIG. 3; and the left side view is substantially the same as the right side view shown in FIG. 1.

The broken line showing in FIGS. 1, 3 and 4 is for illustrative purposes only and forms no part of the claimed design.




Fig. 1




Fig. 2





Fig. 3




Fig. 4