



US00D361346S

United States Patent [19]

[11] Patent Number: **Des. 361,346**

Johnson

[45] Date of Patent: **** Aug. 15, 1995**

[54] **WRITING INSTRUMENT**

[76] Inventor: **Gary D. Johnson**, 151 Hudson St.,
New York, N.Y. 10013

[**] Term: **14 Years**

[21] Appl. No.: **24,591**

[22] Filed: **Jun. 16, 1994**

[52] U.S. Cl. **D19/50; D19/48;**
D19/49; D19/56

[58] Field of Search **D19/35, 36, 41-49,**
D19/50-51, 81-85; 401/99, 100, 101, 104, 209,
6, 7, 88

[56] **References Cited**

U.S. PATENT DOCUMENTS

- D. 19,277 8/1889 Todd, Jr. D19/50
- D. 138,825 9/1944 Waldinger D19/50
- D. 141,858 7/1945 Ullman D19/50 X
- D. 143,050 11/1945 Waldinger D19/50

- D. 170,539 10/1953 Lovejoy D19/50
- D. 177,370 4/1956 Ensign D19/49
- D. 283,901 5/1986 Horntrich D19/56 X
- 5,228,794 7/1993 Hochstetler 401/88 X

Primary Examiner—Martie Thompson
Attorney, Agent, or Firm—Frishauf, Holtz, Goodman &
Woodward

[57] **CLAIM**

The ornamental design for a writing instrument, as shown.

DESCRIPTION

FIG. 1 is a left, front perspective view of a writing instrument showing my new design;
FIG. 2 is a top plan view thereof;
FIG. 3 is a front elevational view thereof;
FIG. 4 is a right side elevational view thereof;
FIG. 5 is a left side elevational view thereof;
FIG. 6 is a bottom plan view thereof; and,
FIG. 7 is a rear elevational view thereof.

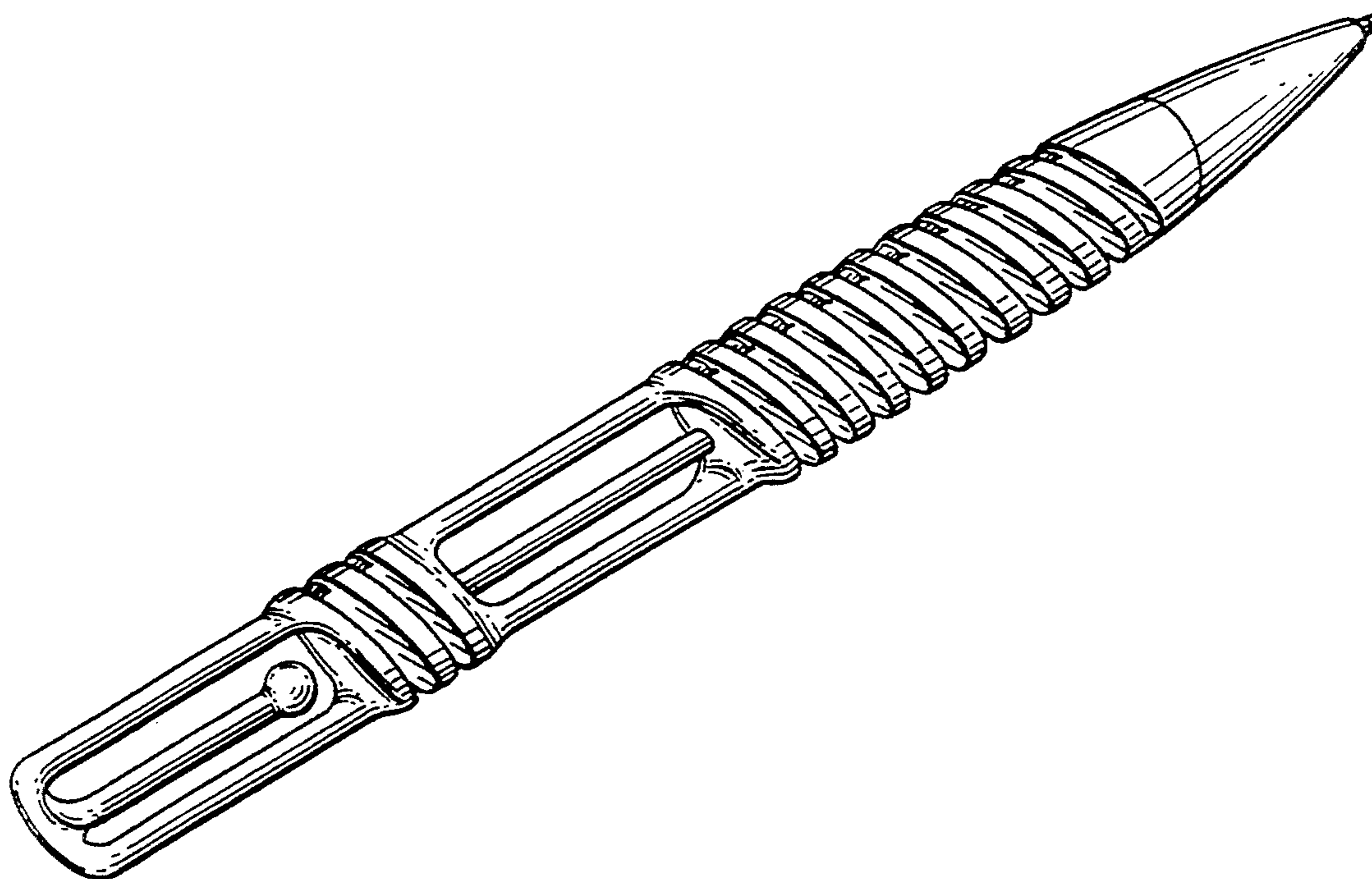


FIG. 1

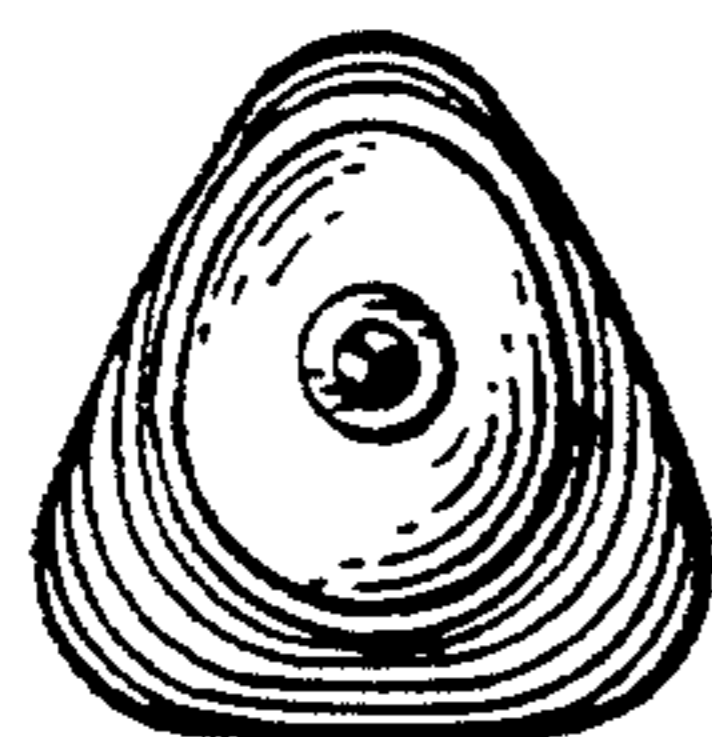
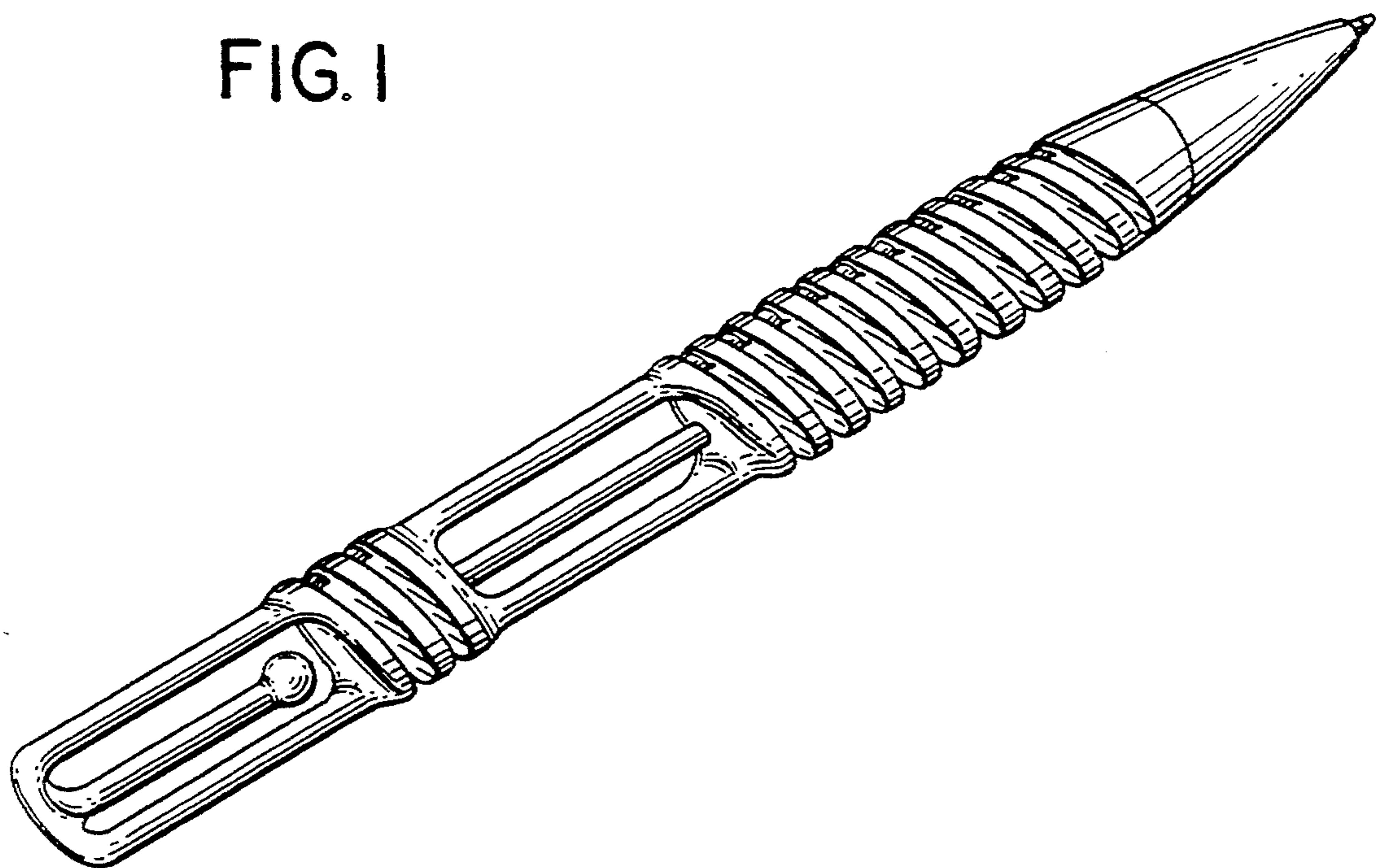


FIG. 4

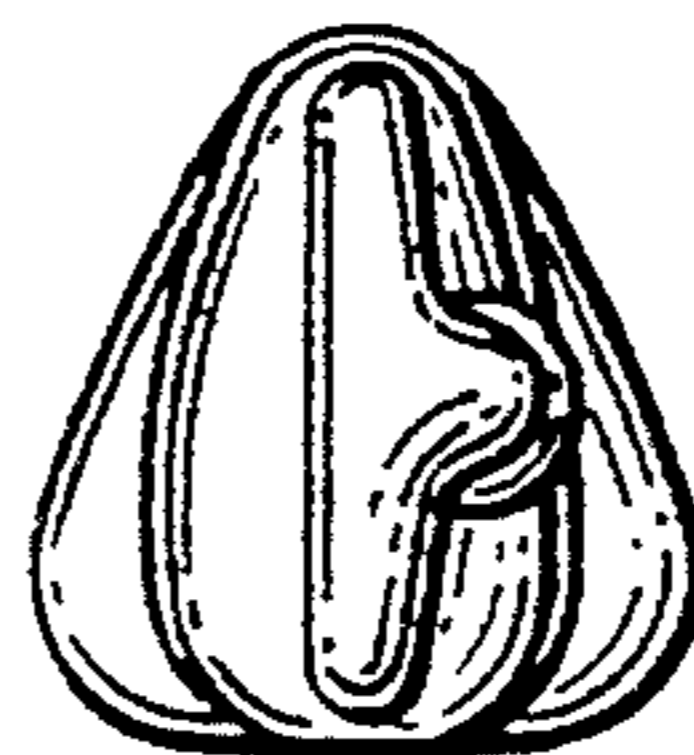


FIG. 5




FIG. 2

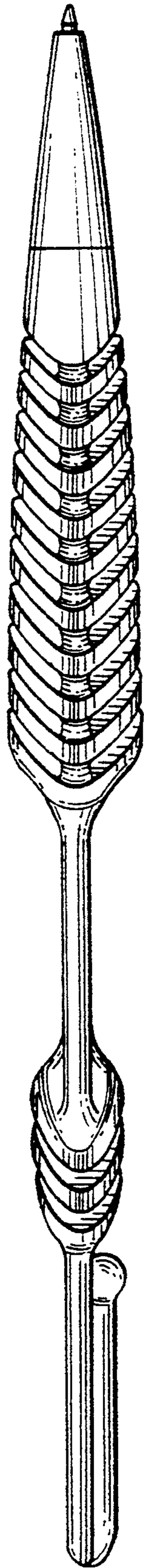


FIG. 3

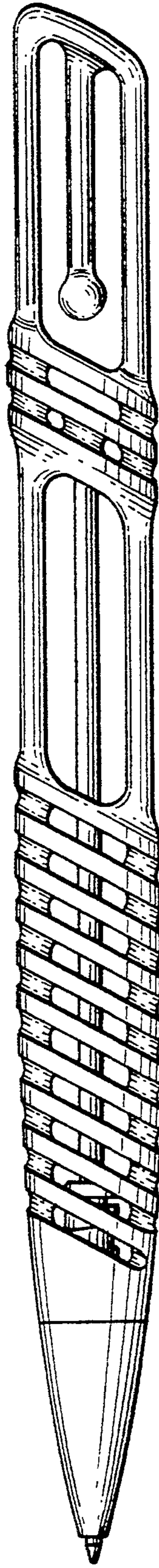


FIG. 6

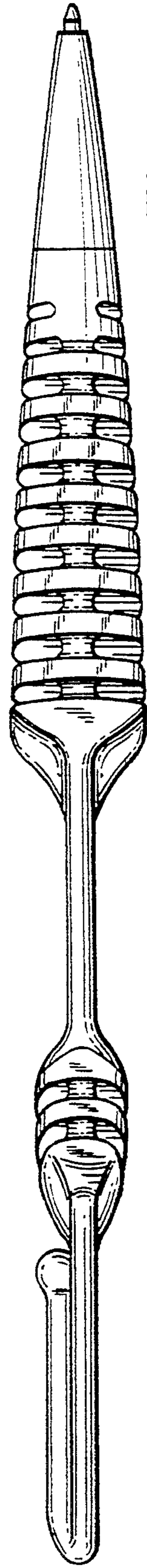


FIG. 7