



US00D361345S

United States Patent [19]

[11] Patent Number: **Des. 361,345**

Chen

[45] Date of Patent: **** Aug. 15, 1995**

[54] **WRITING INSTRUMENT**

[76] Inventor: **Barnabas C. Chen**, 1856 Via Entrada, Roland Heights, Calif. 91768

[**] Term: **14 Years**

[21] Appl. No.: **19,833**

[22] Filed: **Mar. 11, 1994**

[52] U.S. Cl. **D19/49; D19/41; D19/47**

[58] Field of Search **D19/35, 36, 41-51, D19/54-58, 81-85; 401/6, 7, 88, 91**

[56] **References Cited**

U.S. PATENT DOCUMENTS

D. 41,375	5/1911	Grate	D19/45
D. 181,861	1/1958	Lamb	D19/45
D. 202,395	9/1965	Lamb	D19/45
D. 252,757	8/1979	Sublette	D19/42
D. 299,470	1/1989	Möck	D19/43
D. 307,601	5/1990	Poisson et al.	D19/43
D. 313,624	1/1991	Ferjan	D19/49 X
D. 342,088	12/1993	Sonntag et al.	D19/48

D. 342,090	12/1993	Anavil et al.	D19/49
4,592,109	6/1986	Borea et al.	401/6 X
5,228,794	7/1993	Hochstetler	.	

FOREIGN PATENT DOCUMENTS

2143780	2/1985	United Kingdom	401/6
---------	--------	----------------	-------	-------

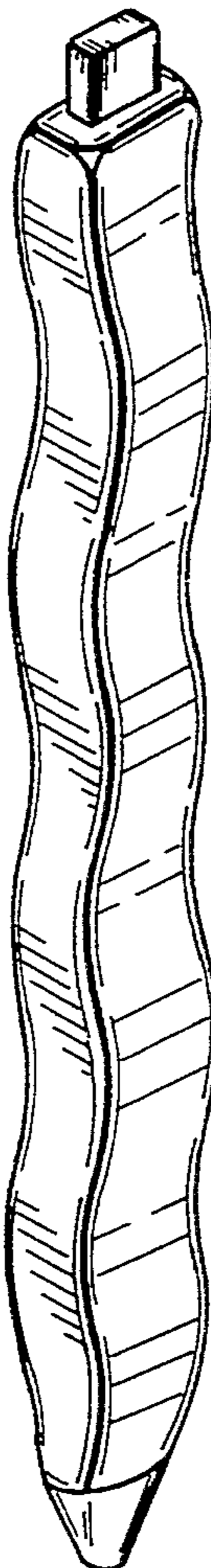
Primary Examiner—Martie Thompson
Attorney, Agent, or Firm—Richard L. Myers

[57] **CLAIM**

The ornamental design for a writing instrument, as shown and described.

DESCRIPTION

FIG. 1 is a top, side and back perspective view of an embodiment of the present invention;
FIG. 2 is a side view of the pen embodied in FIG. 1;
FIG. 3 is a front view of the pen in the FIG. 1 embodiment;
FIG. 4 is a bottom view of the pen illustrated in FIG. 1; and,
FIG. 5 is a top, side, back perspective view of a second embodiment of the concept of the present invention.



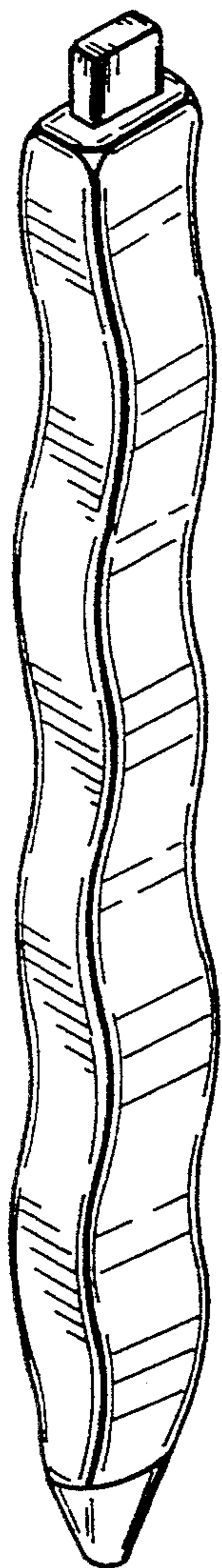


Fig. 1



Fig. 2

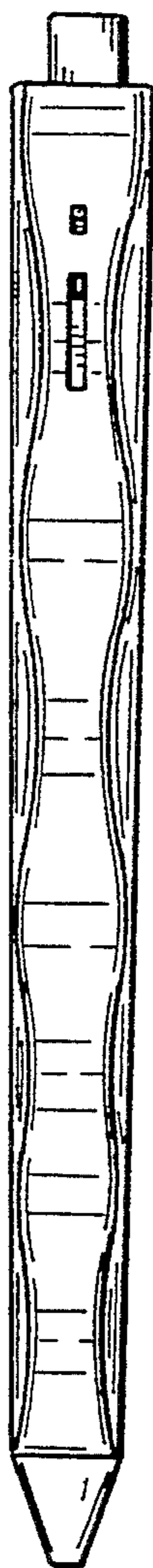


Fig. 3

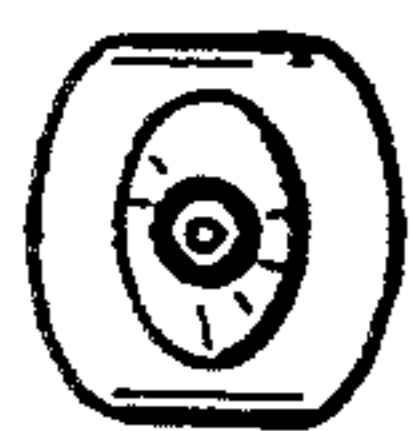


Fig. 4

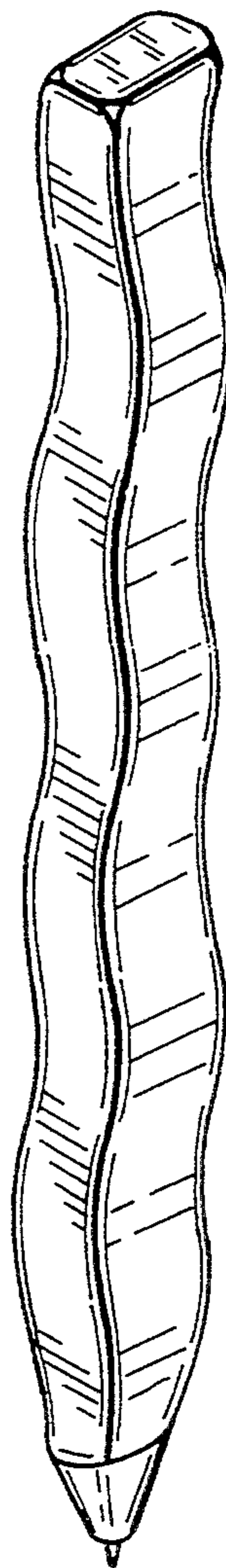


Fig. 5