



US00D361344S

United States Patent [19]

[11] Patent Number: **Des. 361,344**

Cugley

[45] Date of Patent: **** Aug. 15, 1995**

[54] **OAR-SHAPED PEN**

[76] Inventor: **John H. Cugley**, "Woodlands",
Chilling Street, Tyes Cross
Sharpthorne, Nr. East Grinstead,
West Sussex RH19 4JE, United
Kingdom

[**] Term: **14 Years**

[21] Appl. No.: **25,166**

[22] Filed: **Jun. 28, 1994**

[52] U.S. Cl. **D19/42; D19/46;**
D19/51; D12/215

[58] Field of Search D19/35, 36, 41-51,
D19/54-58, 81-85; 401/6, 7, 52, 88, 195;
D12/215; 416/70, 74; 440/101, 102, 104

[56] **References Cited**

U.S. PATENT DOCUMENTS

- D. 12,303 6/1881 Simpson D19/42
- D. 21,538 5/1892 Crawford D19/48
- D. 217,840 6/1970 Nichols D12/215

- D. 217,939 6/1970 Nichols D12/215
- D. 252,520 7/1979 Ijiri D19/46
- D. 319,466 8/1991 Summers D19/42
- D. 335,274 5/1993 Beckerer, Jr. D12/215
- D. 343,608 1/1994 Nazara D12/215
- D. 352,962 11/1994 Zier D19/82
- 888,520 5/1908 Merriman et al. 440/102
- 4,061,106 12/1977 Ware 440/101
- 4,623,314 11/1986 Waugh 440/104

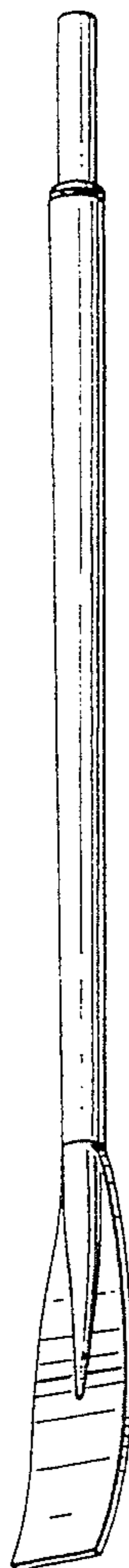
Primary Examiner—Martie Thompson
Attorney, Agent, or Firm—Bacon & Thomas

[57] **CLAIM**

The ornamental design for an oar-shaped pen, as shown and described.

DESCRIPTION

FIG. 1 is a right front perspective view of an oar-shaped pen showing my new design;
FIG. 2 is a left side view of the oar-shaped pen of FIG. 1, the right side view being a mirror image thereof;
FIG. 3 is a right rear perspective view; and,
FIG. 4 is a front elevational view thereof.






FIG. 1

FIG. 2

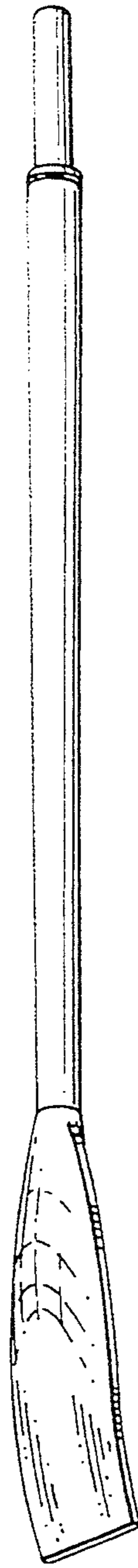
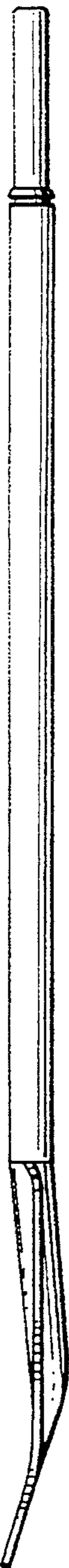


FIG. 3

FIG. 4

