



US00D361327S

United States Patent [19]

[11] Patent Number: **Des. 361,327**

Yang

[45] Date of Patent: **** Aug. 15, 1995**

[54] **COMPUTER MAINFRAME FRONT PANEL**

- D. 338,662 8/1993 Sharp D14/115
- D. 340,044 10/1993 Chu D14/115
- D. 349,108 7/1994 Chang et al. D14/115
- D. 350,739 9/1994 Chu D14/115

[76] Inventor: **Jason Yang**, No. 30, Jen Hsieh Lane, Ma Hsing Village, Hsiu Shui Hsiang, Changhwa Hsien, Taiwan

Primary Examiner—Freda S. Nunn
Attorney, Agent, or Firm—Bacon & Thomas

[**] Term: **14 Years**

[21] Appl. No.: **22,507**

[57] **CLAIM**

[22] Filed: **May 6, 1994**

The ornamental design for computer mainframe front panel, as shown and described.

[52] U.S. Cl. **D14/115**

[58] Field of Search D14/100, 102, 107-109, D14/115, 257, 258; D13/162, 184, 199; 312/223.2; 358/249, 254; 361/600, 622, 724-728

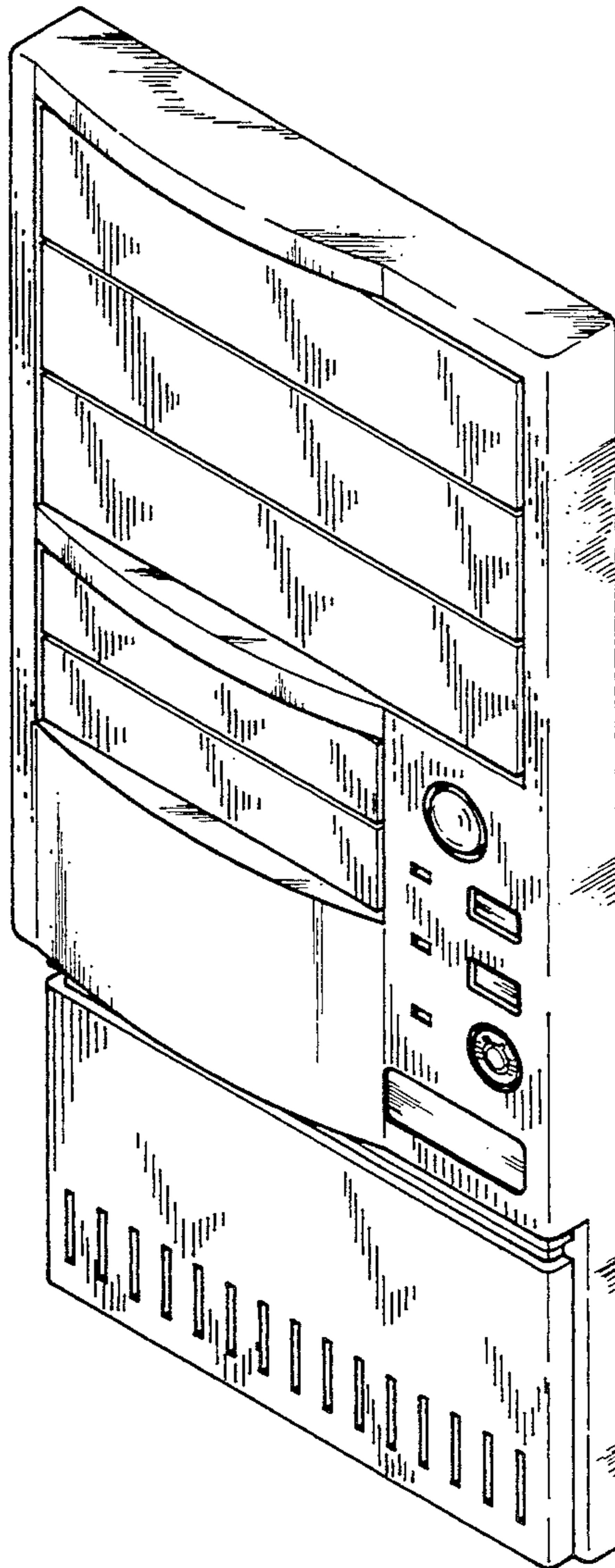
DESCRIPTION

FIG. 1 is a perspective view of computer mainframe front panel showing my new design thereof; FIG. 2 is a front elevational view thereof; FIG. 3 is a rear elevational view thereof; FIG. 4 is a left side elevational view and the right side elevational view being the mirror image thereof; FIG. 5 is a top plan view thereof; and, FIG. 6 is a bottom plan view thereof.

[56] **References Cited**

U.S. PATENT DOCUMENTS

- D. 315,149 3/1991 Welch D14/115
- D. 335,659 5/1993 Sharp D14/115






Fig. 1

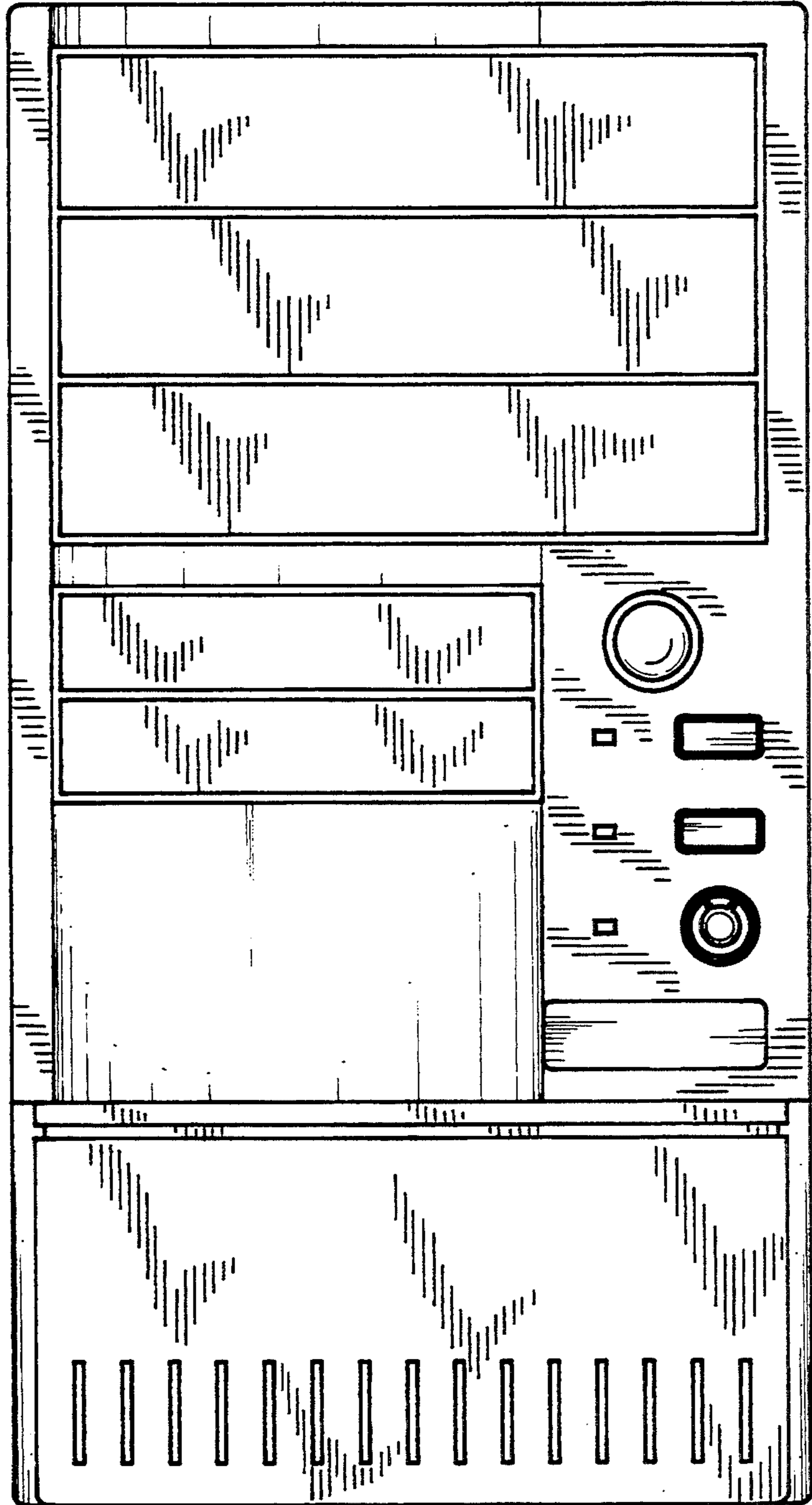


Fig.2

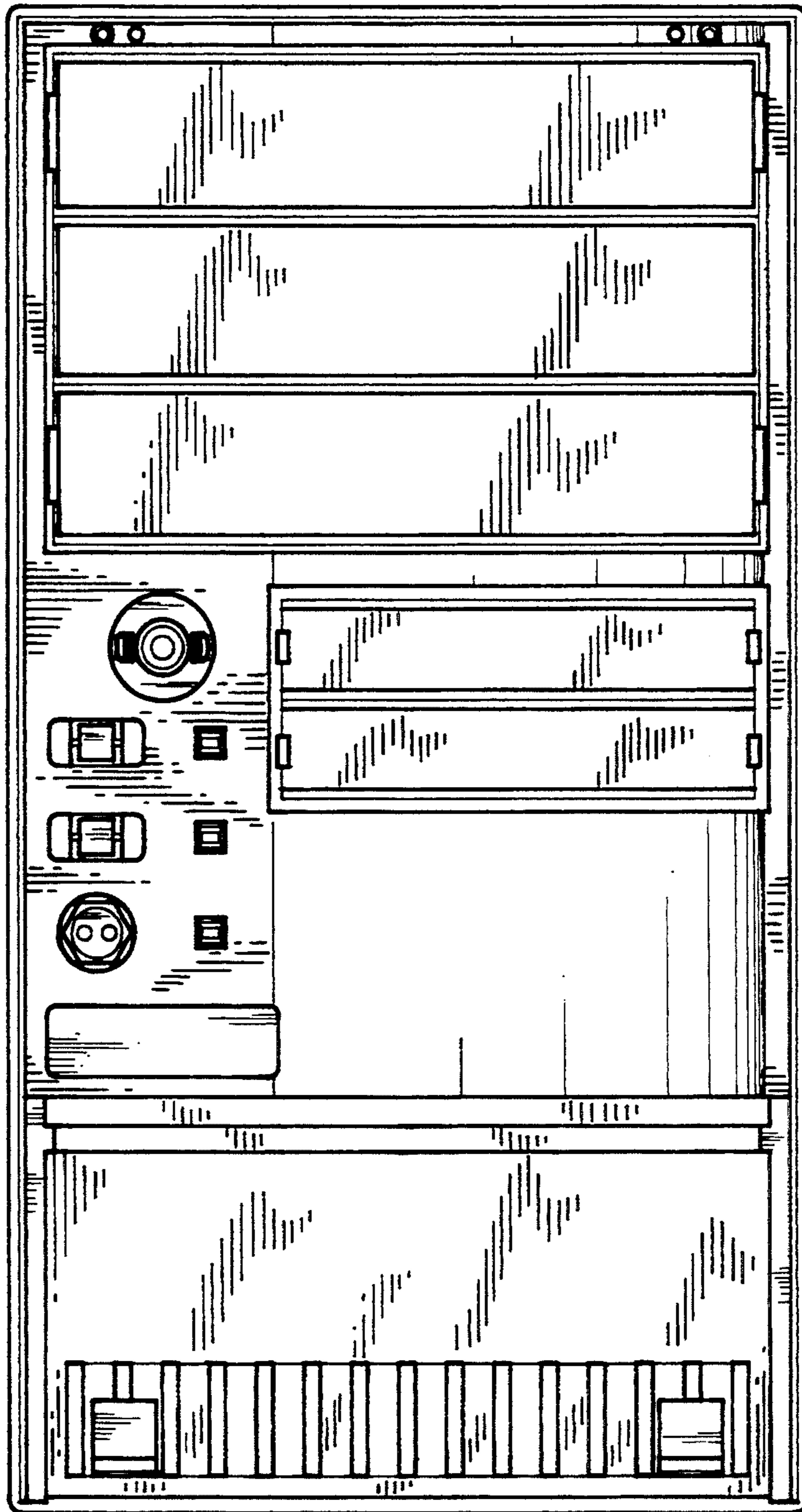


Fig. 3

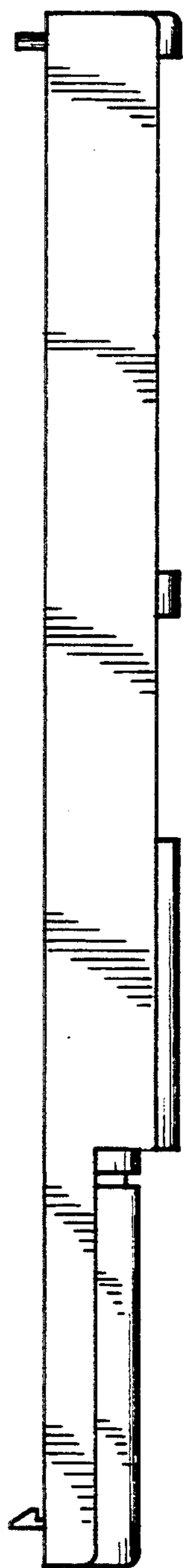


Fig.4



Fig.5

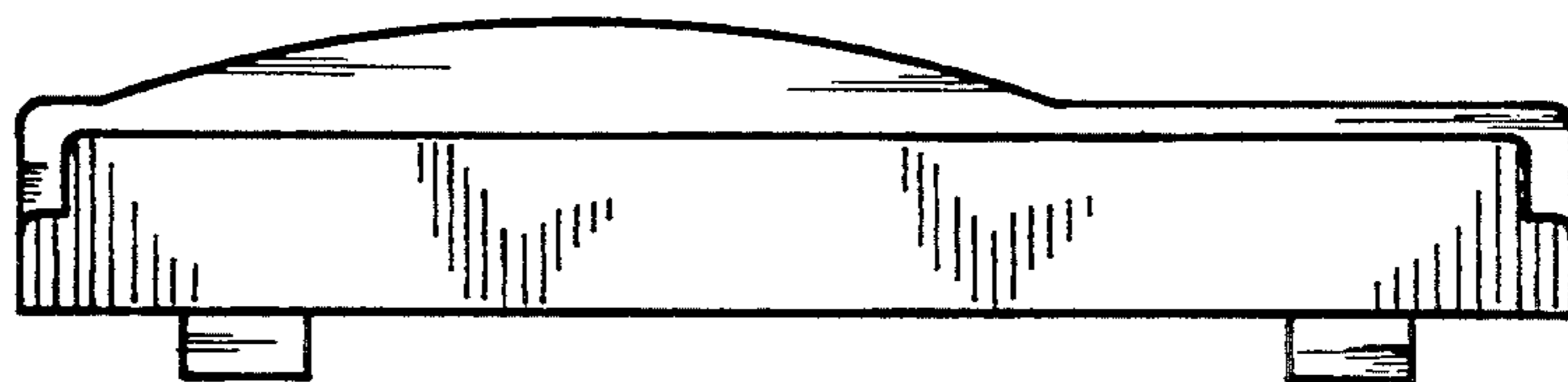


Fig.6