



US00D361306S

# United States Patent [19]

[11] Patent Number: **Des. 361,306**

**Shryock**

[45] Date of Patent: **\*\* Aug. 15, 1995**

[54] **FLOWER POT COVER**

[75] Inventor: **Jon S. Shryock, Bethany, Okla.**

[73] Assignee: **Highland Supply Corporation, Highland, Ill.**

[\*\*] Term: **14 Years**

[21] Appl. No.: **9,389**

[22] Filed: **Jun. 9, 1993**

[52] U.S. Cl. .... **D11/164; D9/431; D11/143**

[58] Field of Search ..... **D11/143, 149, 152-156, D11/164, 89-90; 47/66, 72; 206/423; 229/1.5 R, 1.5 B, 4.5, 922, 930, 87.01108, 108.1, 109, 110; 428/27, 35.1, 24, 542.6; D9/346, 428-431; D7/540, 584, 586, 587, 354; D27/102, 133; D26/128-136; D19/96**

[56] **References Cited**

**U.S. PATENT DOCUMENTS**

D. 40,473	1/1910	Sanford	.....	D26/134
D. 124,739	1/1941	Dreitzer	.....	D27/133
D. 214,132	5/1969	Niemoller	.....	D9/431 X
D. 246,742	12/1977	Baker	.....	D26/129
D. 292,182	10/1987	Weder et al.	.....	D11/164
D. 292,562	11/1987	Weder et al.	.....	D11/164
D. 293,224	12/1987	Weder et al.	.....	D11/164
D. 293,775	1/1988	Weder et al.	.....	D11/164
D. 315,881	4/1991	Weder	.....	D11/164
D. 316,061	4/1991	Weder	.....	D11/164
D. 317,583	6/1991	Weder et al.	.....	D11/164
D. 318,030	7/1991	Weder et al.	.....	D11/164
D. 326,830	6/1992	Vaughn	.....	D11/143
D. 327,234	6/1992	Vaughn	.....	D11/143

D. 336,041	6/1993	Zama	.....	D9/431 X
D. 340,882	11/1993	Holtkamp, Jr.	.....	D11/164
D. 348,416	7/1994	Harvey	.....	D11/143 X
D. 348,634	7/1994	Weder et al.	.....	D11/143 X
1,101,589	6/1914	Turnbull	.....	229/1.5 B
2,355,559	8/1944	Renner	.....	229/8
3,032,254	5/1962	Wilson	.....	229/108 X
4,678,095	7/1987	Barnett et al.	.....	229/110 X
5,127,817	7/1992	Weder et al.	.....	425/383

**OTHER PUBLICATIONS**

Exhibit A-Speed Cover ® Brochure-The Simple Solution . . . , ©1989.

Jewelers' Circular Keystone, Jul. 1963, p. 76, crystal vase at bottom right.

*Primary Examiner*—Jeffrey Asch  
*Attorney, Agent, or Firm*—Dunlap & Coddling

[57] **CLAIM**

The ornamental design for a flower pot cover, as shown and described.

**DESCRIPTION**

FIG. 1 is a perspective view of my new flower pot cover design;

FIG. 2 is a side elevational view thereof;

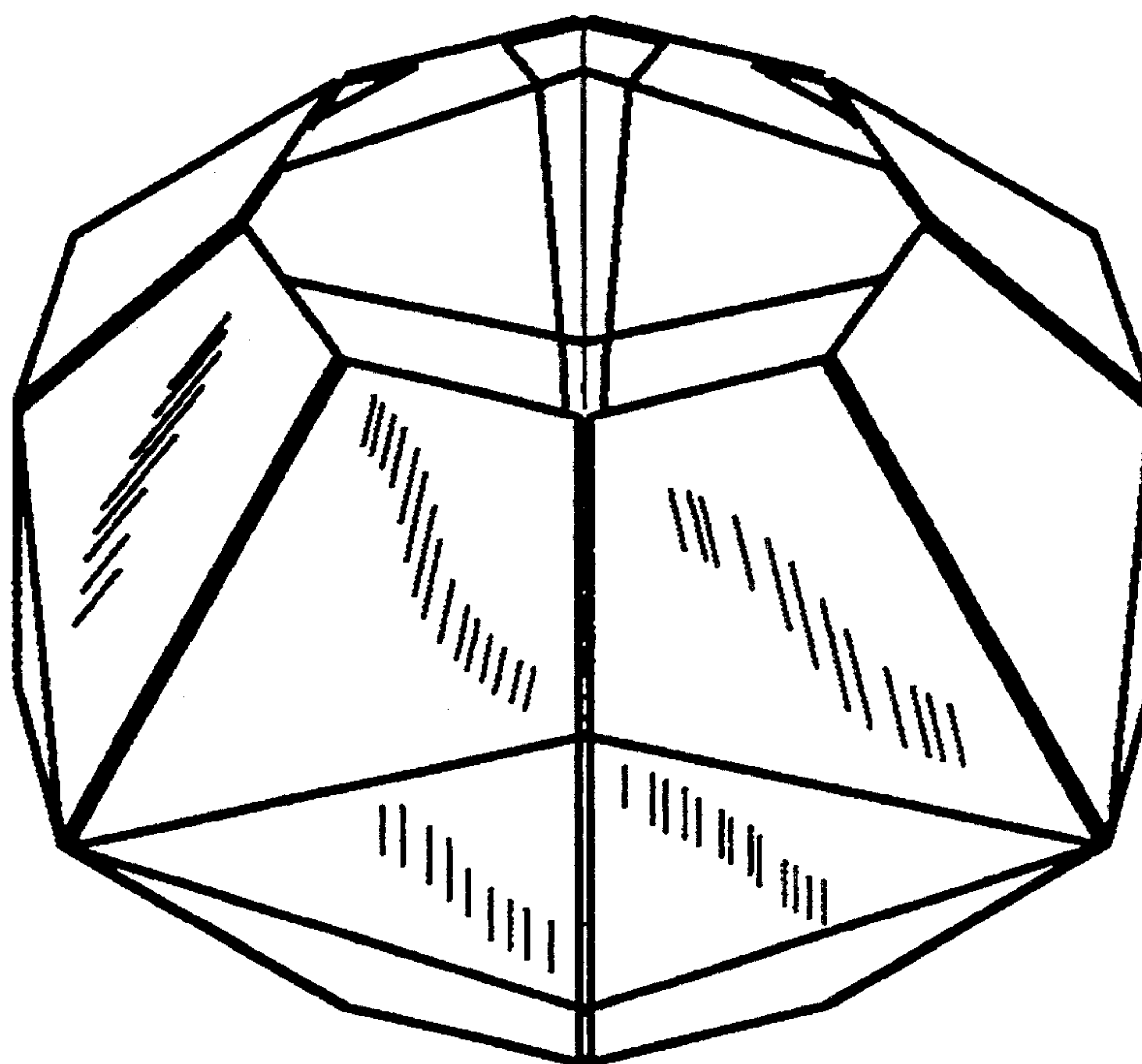
FIG. 3 is a top plan view thereof;

FIG. 4 is a bottom plan view thereof;

FIG. 5 is a side elevational view of a second embodiment of the design of FIG. 1, the only difference being the height; and,

FIG. 6 is a side elevational view of a third embodiment of the design of FIG. 1, the only difference being the height.

The flower pot cover has no substantial thickness.



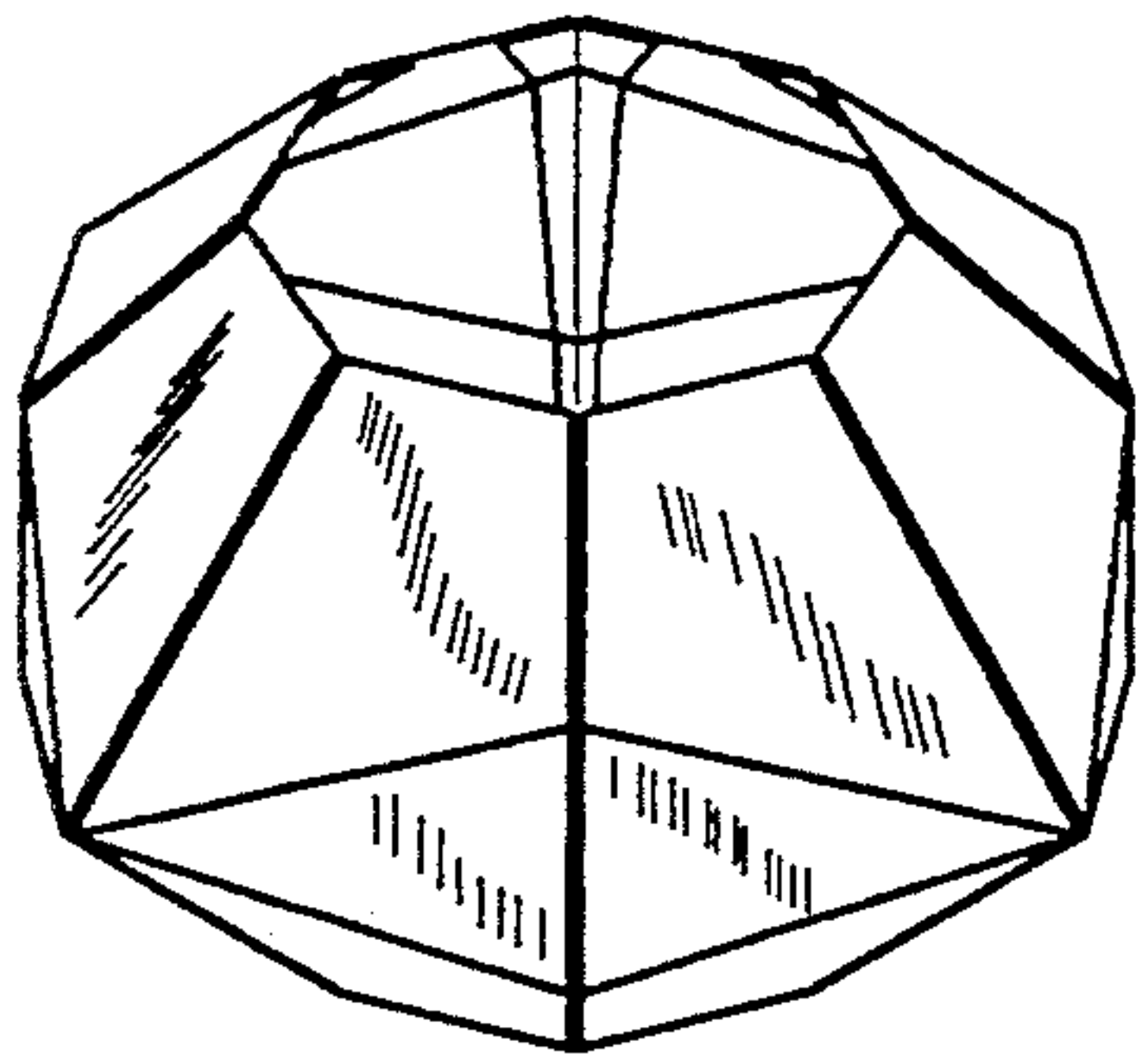


FIG. 1

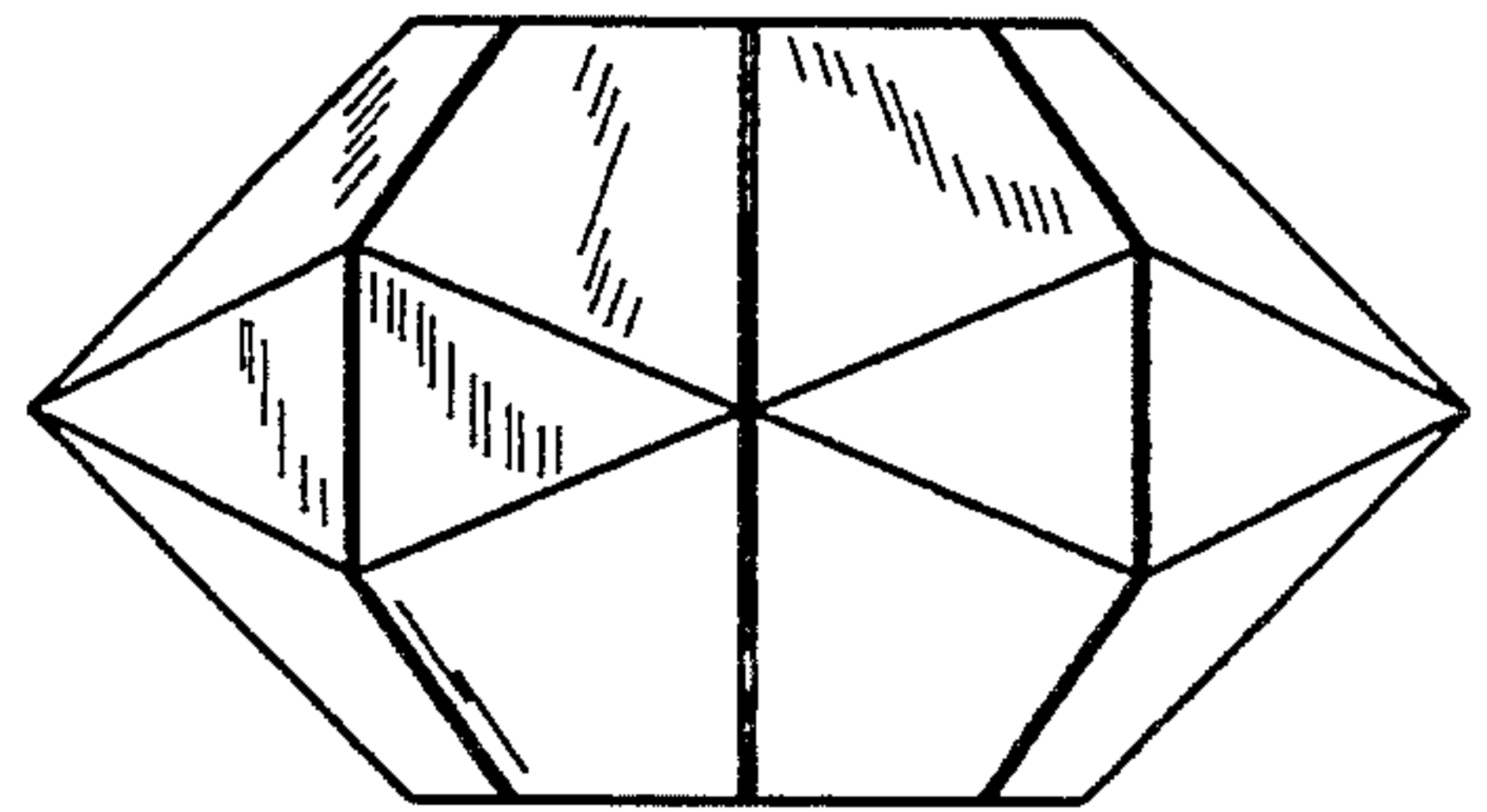


FIG. 2

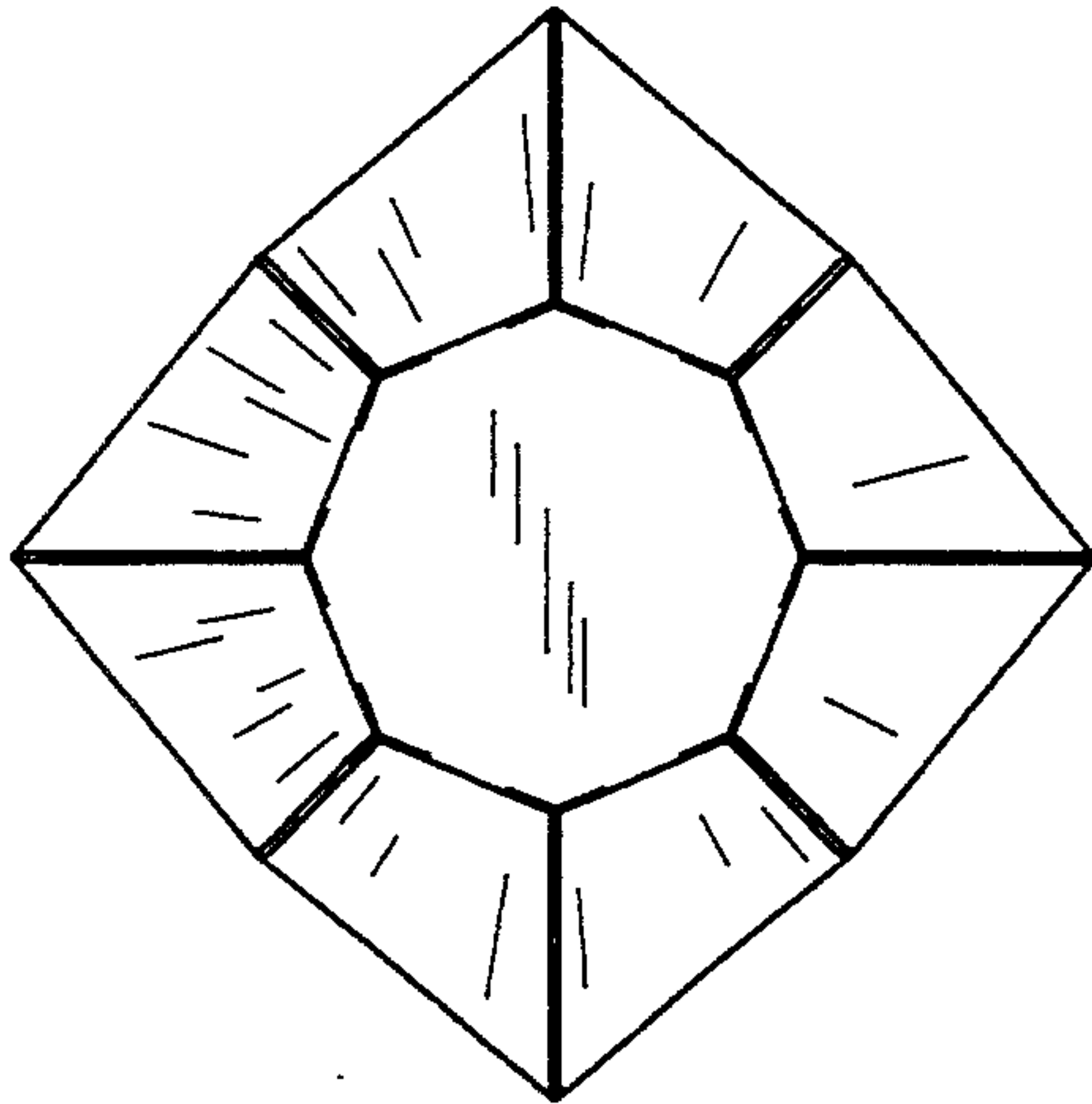


FIG. 3

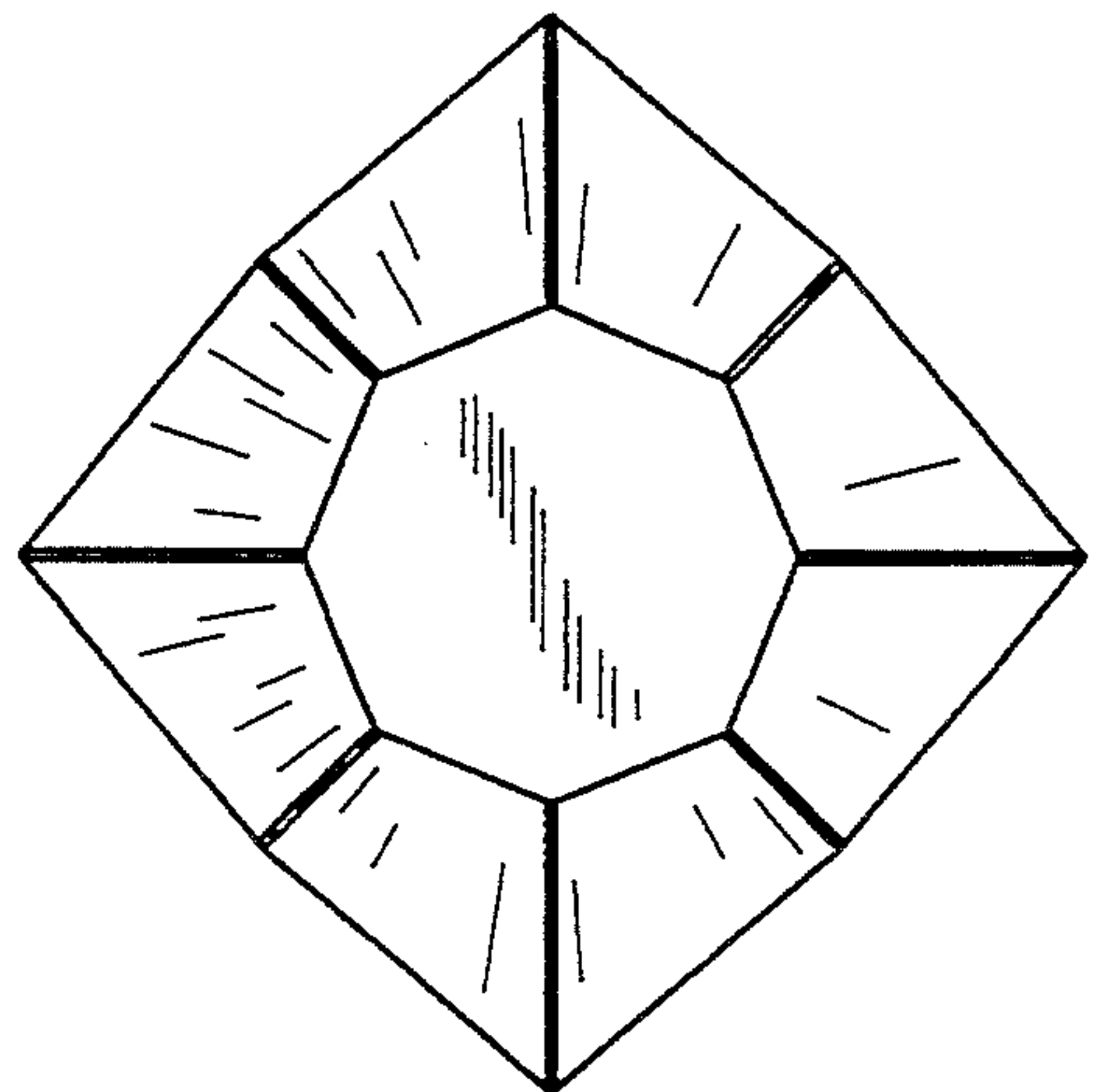


FIG. 4

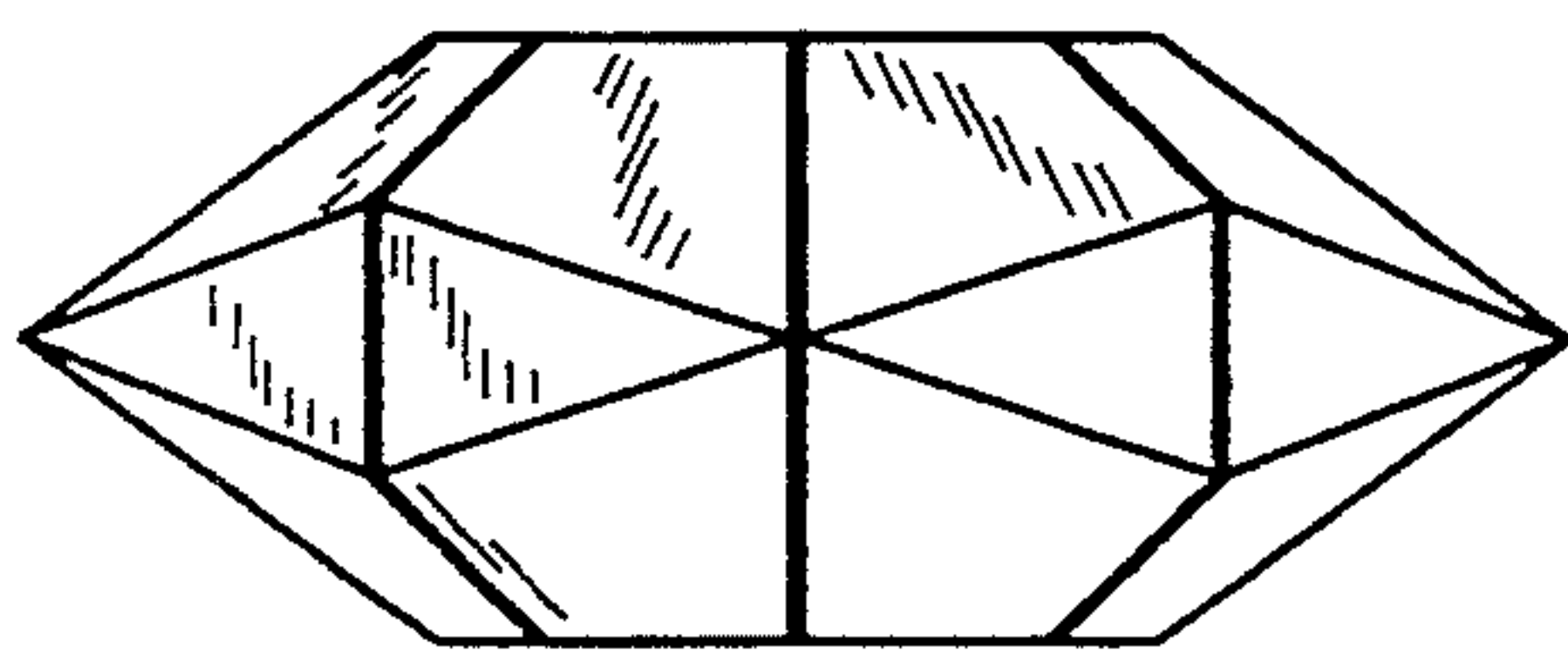


FIG. 5

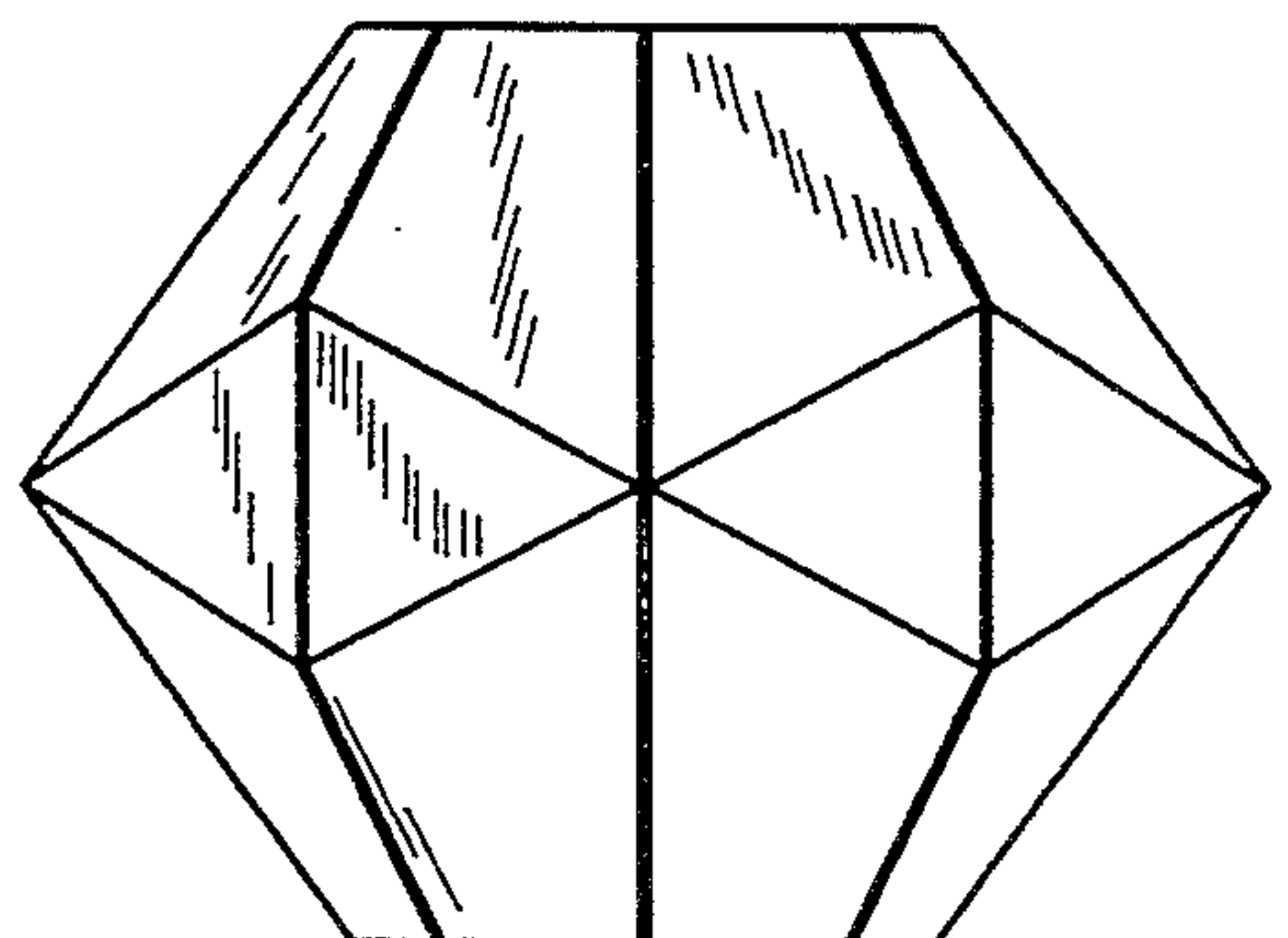


FIG. 6