



US00D361284S

# United States Patent [19]

[11] Patent Number: **Des. 361,284**

**Nakai**

[45] Date of Patent: **\*\* Aug. 15, 1995**

[54] WRIST WATCH

[75] Inventor: **Toshio Nakai, Ome, Japan**

[73] Assignee: **Casio Computer Co., Ltd., Tokyo, Japan**

[\*\*] Term: **14 Years**

[21] Appl. No.: **20,988**

[22] Filed: **Apr. 6, 1994**

[52] U.S. Cl. .... **D10/38; D10/30**

[58] Field of Search ..... **D10/1-40, D10/122-132; 368/280-282, 276-277, 285, 239-242, 82-84**

D. 349,246	8/1994	Nakai	.....	D10/38
D. 349,248	8/1994	Yamamoto	.....	D10/30 X
D. 349,461	8/1994	Morishima	.....	D10/30 X
D. 351,350	10/1994	Morishima	.....	D10/30 X
D. 354,242	1/1995	Hanagata	.....	D10/31 X

*Primary Examiner*—Nelson C. Holtje  
*Attorney, Agent, or Firm*—Frishauf, Holtz, Goodman, Langer & Chick

## [57] CLAIM

The ornamental design for a wrist watch, as shown.

## DESCRIPTION

FIG. 1 is a front elevational view of a wrist watch showing our new design;  
FIG. 2 is a right side elevational view thereof;  
FIG. 3 is a left side elevational view thereof;  
FIG. 4 is a top plan view thereof;  
FIG. 5 is a bottom plan view thereof;  
FIG. 6 is a rear elevational view thereof; and,  
FIG. 7 is a perspective view thereof.

## [56] References Cited

### U.S. PATENT DOCUMENTS

D. 327,441	6/1992	Yamamoto	.....	D10/30 X
D. 339,749	9/1993	Ishizaka	.....	D10/38
D. 339,750	9/1993	Nakai	.....	D10/30 X
D. 346,974	5/1994	Houlihan	.....	D10/38



FIG. 4

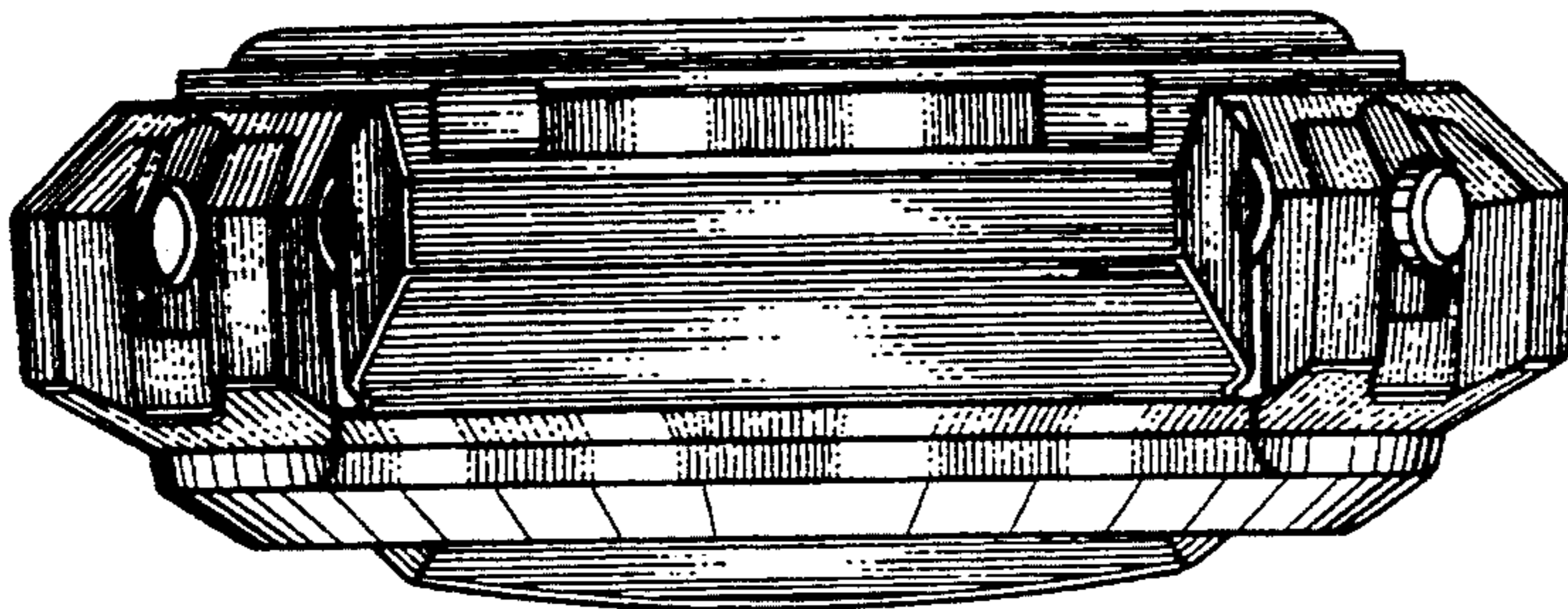


FIG. 2

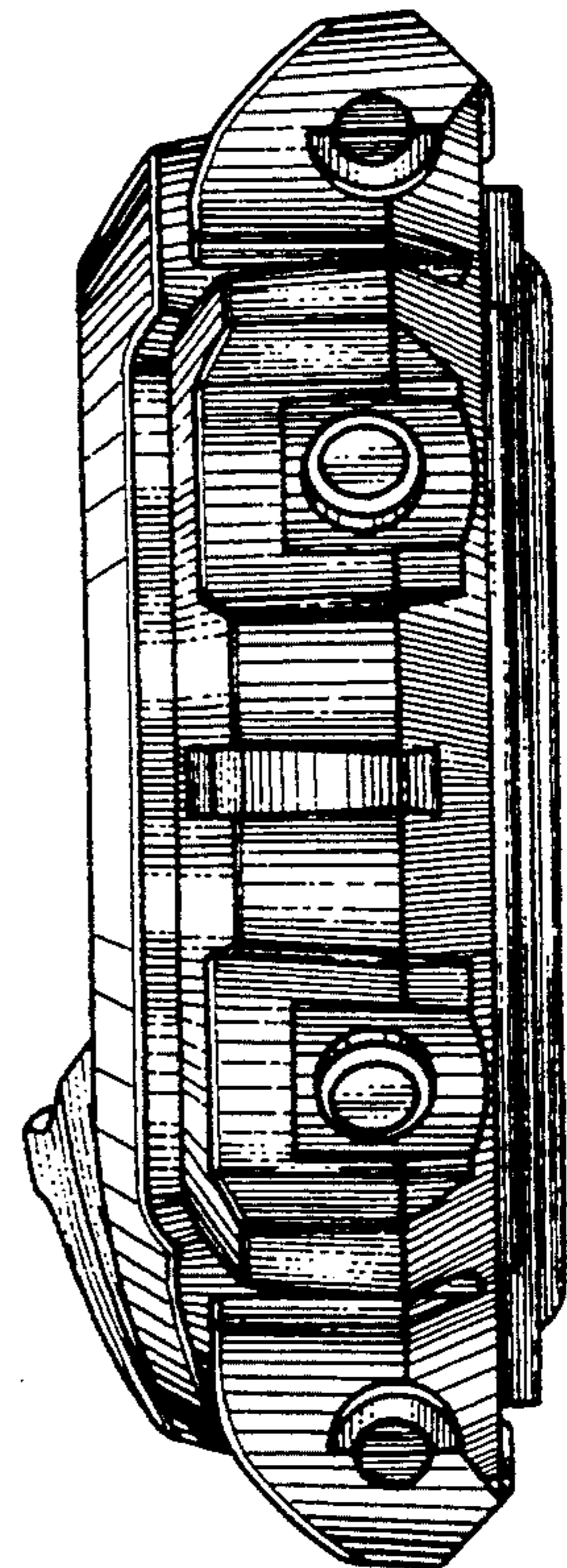


FIG. 1



FIG. 3

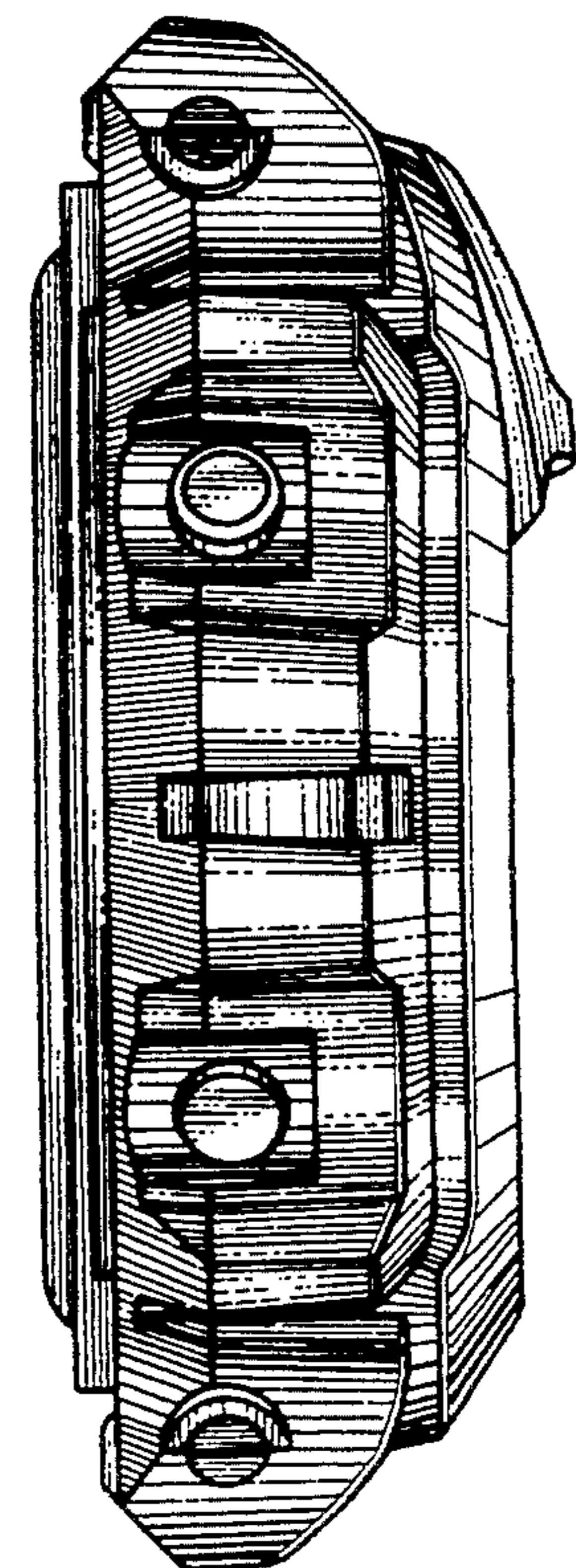


FIG. 5




FIG. 6

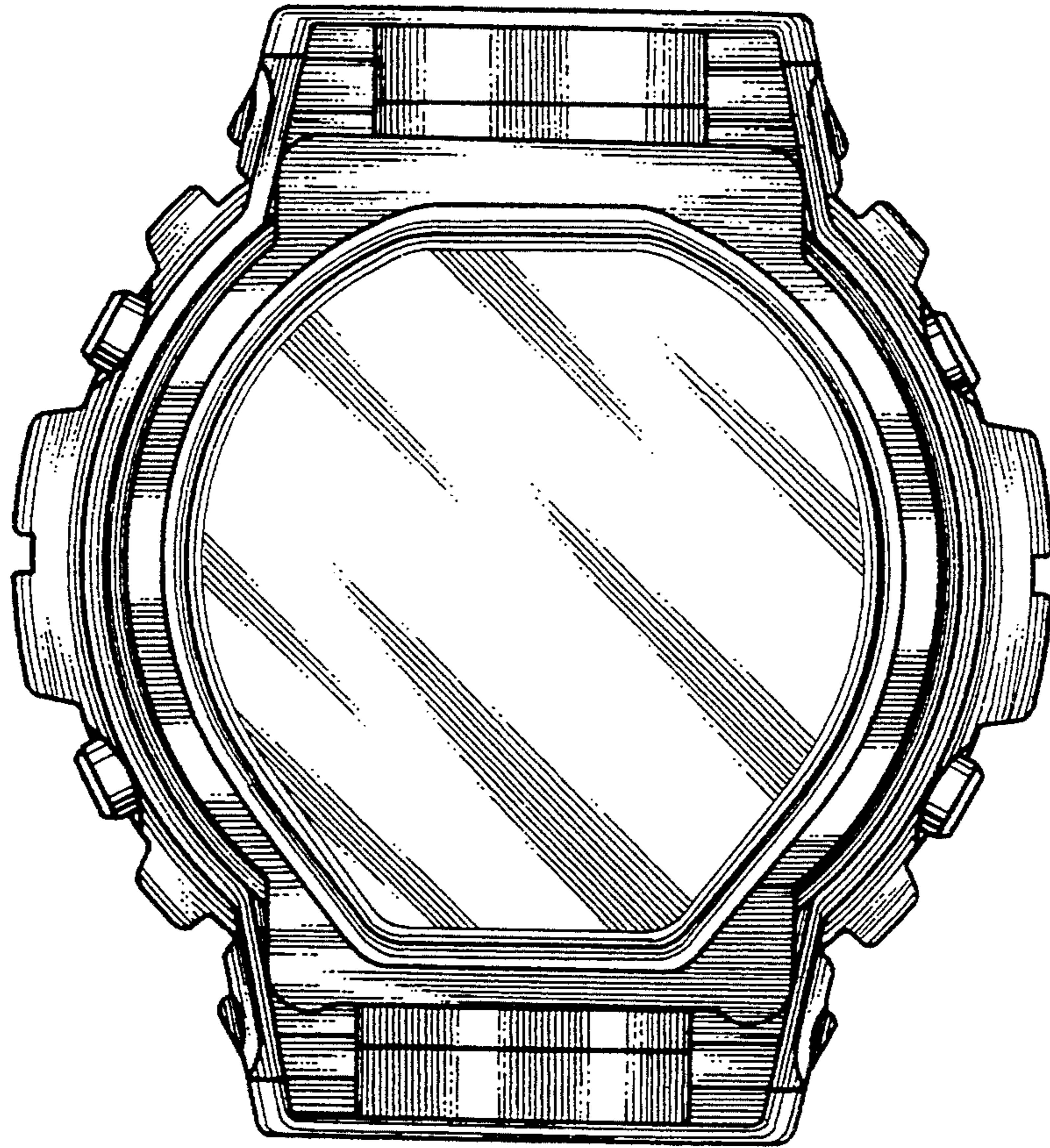


FIG. 7

