



US00D361279S

United States Patent [19]

[11] Patent Number: **Des. 361,279**

Burgener

[45] Date of Patent: **** Aug. 15, 1995**

[54] **COMBINED WRISTWATCH AND COMPASS**

5,050,138 9/1991 Yamada 368/10
5,138,590 8/1992 Masuda 368/10

[75] Inventor: **Eddy Burgener, Moutier, Switzerland**

FOREIGN PATENT DOCUMENTS

[73] Assignee: **Vuarnet Watches SA, Collonge-Bellerive, Switzerland**

585929 10/1974 Switzerland 368/10

[**] Term: **14 Years**

Primary Examiner—Nelson C. Holtje
Attorney, Agent, or Firm—McGlew and Tuttle

[21] Appl. No.: **903,539**

[57] CLAIM

[22] Filed: **Jun. 22, 1992**

The ornamental design for a combined wristwatch and compass, as shown and described.

[30] Foreign Application Priority Data

DESCRIPTION

Dec. 24, 1991 [XH] Hague Agreement DM/021538

[52] U.S. Cl. **D10/31**

[58] Field of Search D10/1-40,
D10/122-132; D18/2, 7; 368/10, 276-277,
280-282, 285, 107-121

FIG. 1 is a top view of my combined wristwatch and compass;

FIG. 2 is a bottom view of the design of FIG. 1;

FIG. 3 is a front end view of the design of FIG. 1;

FIG. 4 is a rear end view of the design of FIG. 1;

FIG. 5 is a right side view of the design of FIG. 1;

FIG. 6 is a left side view of the design of FIG. 1;

FIG. 7 is a perspective view of the design of FIG. 1;


FIG. 8 is a perspective view of FIG. 1 wherein the compass dial on the lower portion is understood to be a continuing of the showing visible; and,

FIG. 9 is a right side view of FIG. 8.

[56] References Cited

U.S. PATENT DOCUMENTS

D. 288,668 3/1987 Flury D10/31
D. 329,818 9/1992 Lam D10/30 X
D. 339,299 9/1993 Kawashima D18/2 X
3,928,960 12/1975 Reese D18/2 X






Fig. 1




Fig. 2

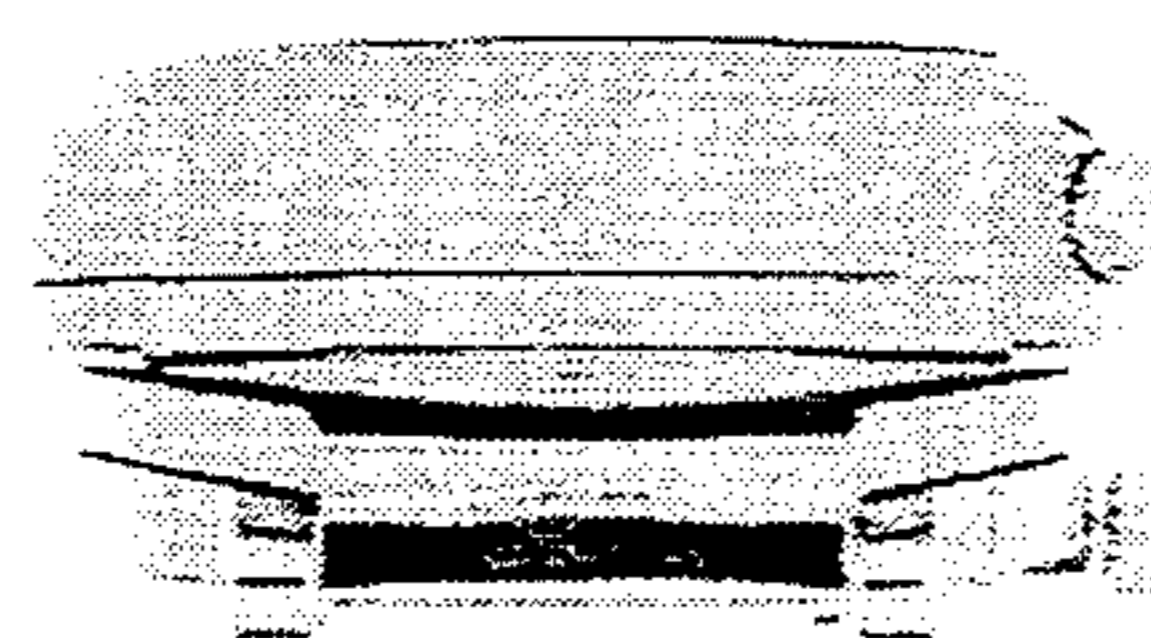


Fig. 3




Fig. 4

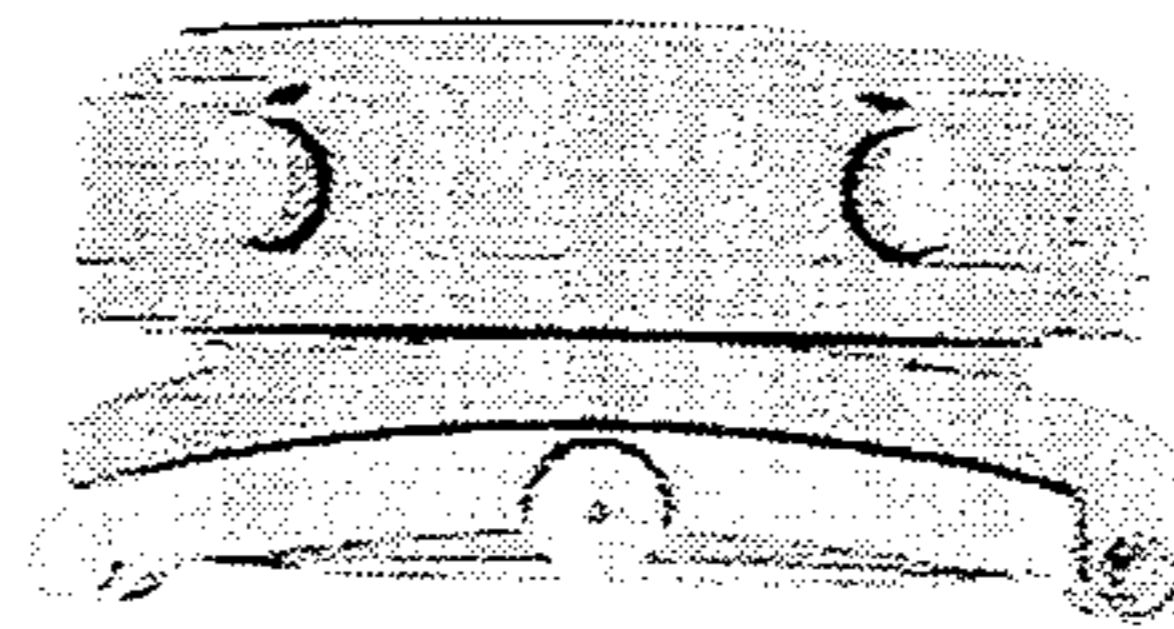


Fig. 5

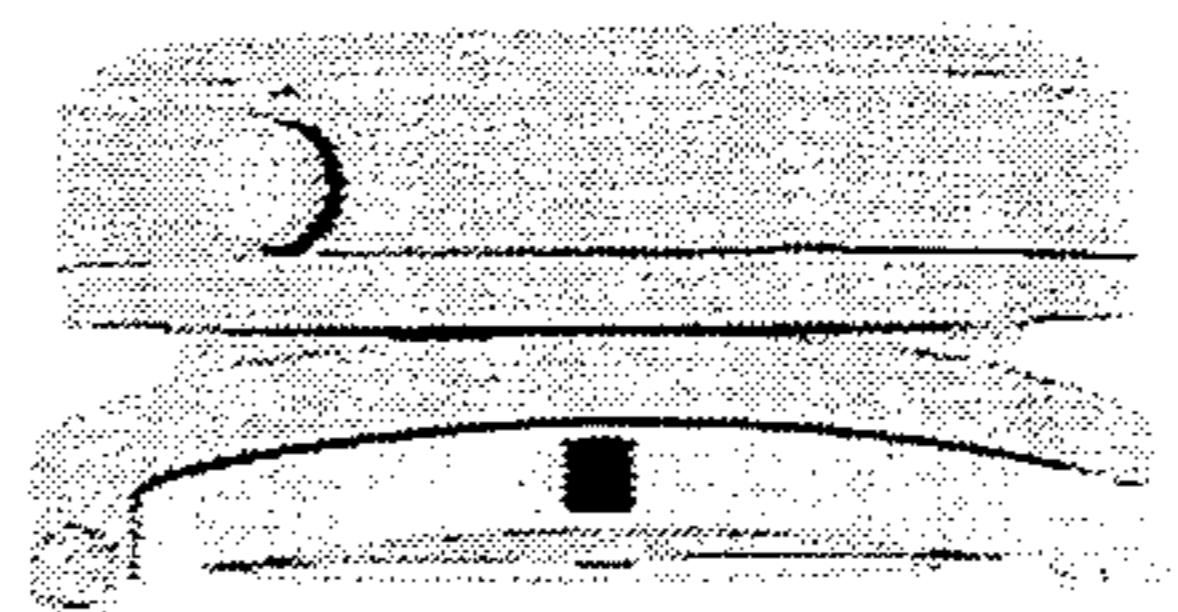


Fig. 6




Fig. 7




Fig. 8




Fig. 9