



US00D361278S

**United States Patent** [19]  
**Riley**

[11] **Patent Number: Des. 361,278**

[45] **Date of Patent: \*\* Aug. 15, 1995**

[54] **WRISTWATCH CASE**

[75] **Inventor: Judith R. Riley, Goshen, Conn.**

[73] **Assignee: Timex Corporation, Middlebury, Conn.**

[\*\*] **Term: 14 Years**

[21] **Appl. No.: 32,472**

[22] **Filed: Dec. 19, 1994**

[52] **U.S. Cl. .... D10/30; D10/38**

[58] **Field of Search .... D10/1-40,  
D10/122-132; 368/280-282, 276-277, 285,  
239-242, 82-84**

[56] **References Cited**

**U.S. PATENT DOCUMENTS**

- D. 316,228 4/1991 Frommherz ..... D10/38 X
- D. 317,265 6/1991 Giolla ..... D10/39
- D. 323,995 2/1992 Woomer ..... D10/39
- D. 352,470 11/1994 Besson ..... D10/39

**OTHER PUBLICATIONS**

*Hong Kong Trader*—Jun. 1979—p. 105—Watch #9 at bottom-right.

*European Jeweler (GZ.)*—Sep. 1986—p. 134—Watches at right.

*Swiss Watch & Jewelry Journal*—May 1986—p. 633—Watches at left.

*European Jeweler (G.Z.)*—Feb. 1983—p. 101—Watches at bottom-right.

*European Jeweler (G.Z.)*—May 1977—p. 41—Watches at bottom right & second from right at top.

*Primary Examiner*—Nelson C. Holtje  
*Attorney, Agent, or Firm*—William C. Crutcher

[57] **CLAIM**

The ornamental design for a wristwatch case, as shown and described.

**DESCRIPTION**

FIG. 1 is a top plan view of my improved wristwatch case;

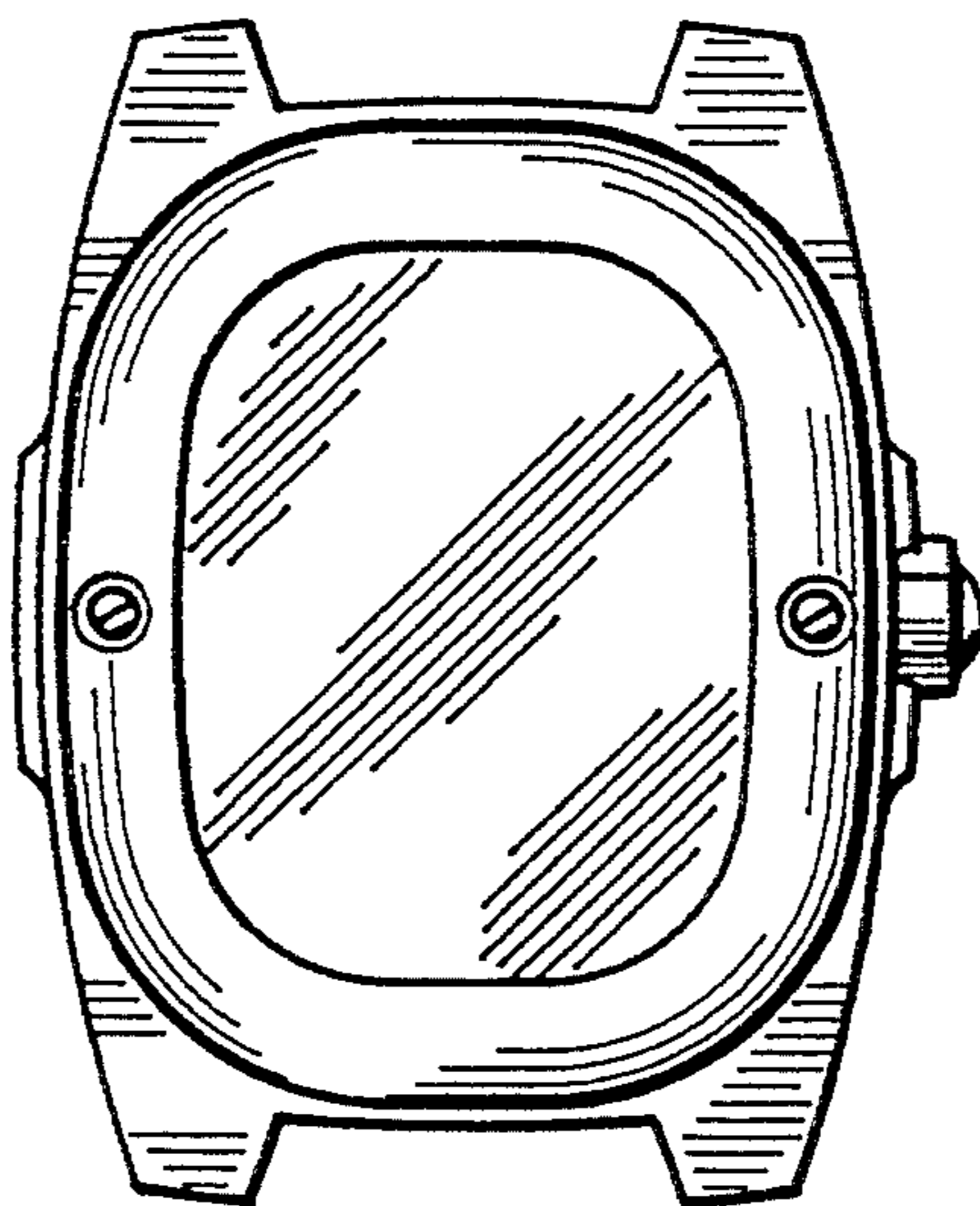
FIG. 2 is a left side elevational view;


FIG. 3 is a right side elevational view;

FIG. 4 is an inverted rear end elevational view;

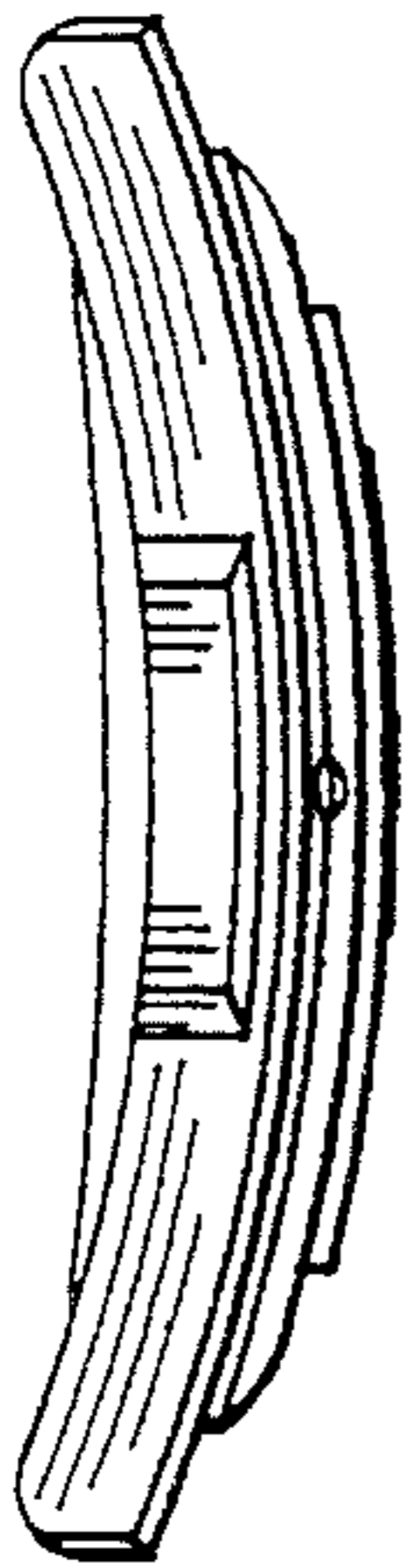
FIG. 5 is a front end elevational view; and,

FIG. 6 is a bottom plan view.

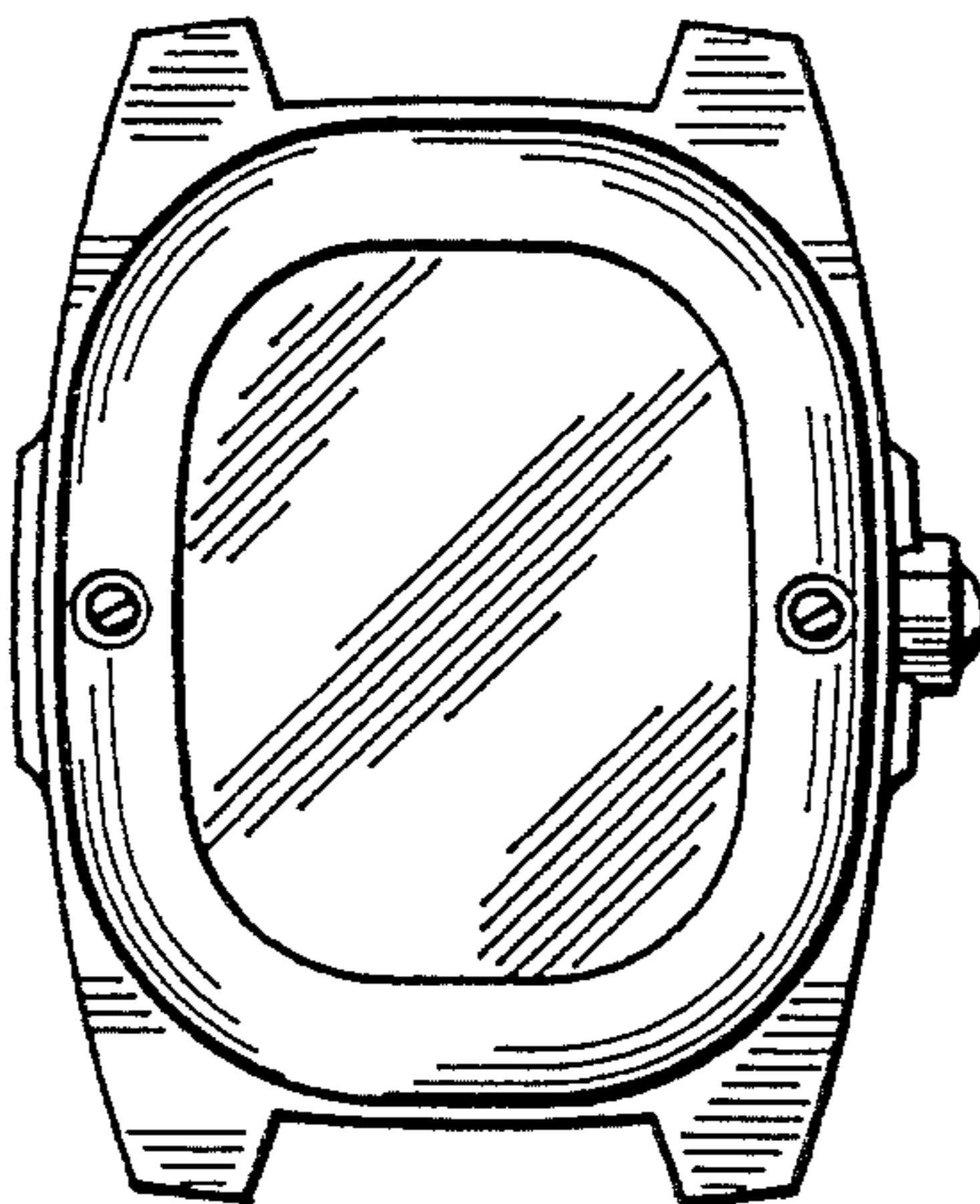




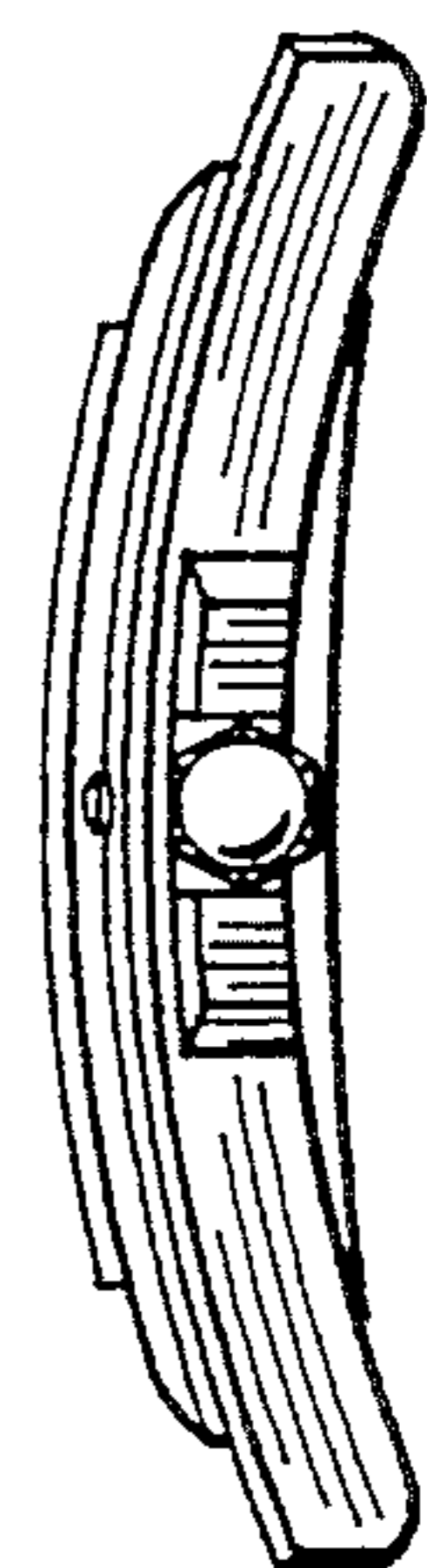
*Fig. 4*




*Fig. 2*



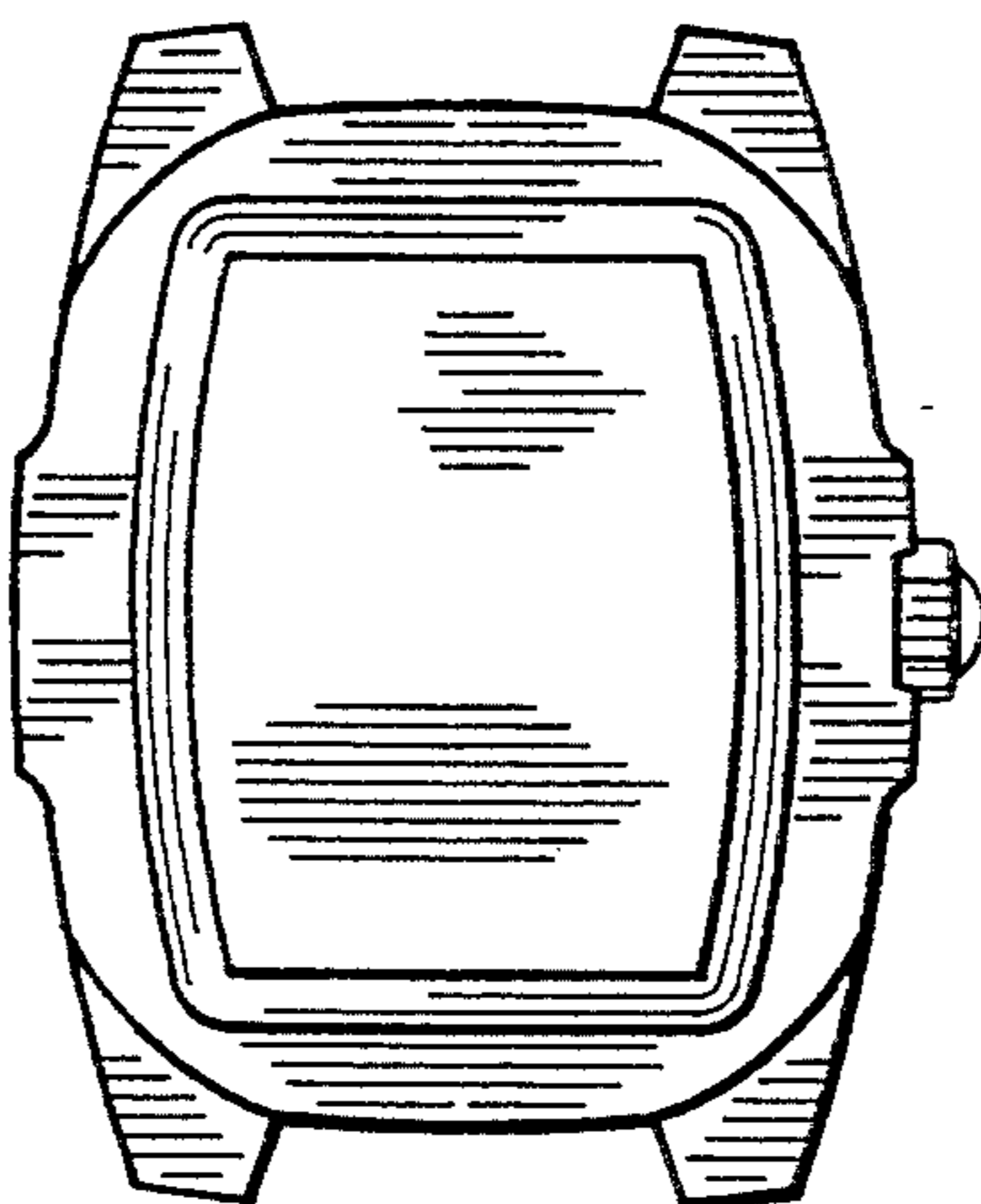
*Fig. 1*



*Fig. 3*



*Fig. 5*



*Fig. 6*