



US00D361277S

# United States Patent [19]

[11] Patent Number: **Des. 361,277**

Riley

[45] Date of Patent: **\*\* Aug. 15, 1995**

- [54] ANALOG WATCH CASE
- [75] Inventor: **Judith R. Riley**, Goshen, Conn.
- [73] Assignee: **Timex Corporation**, Middlebury, Conn.
- [\*\*] Term: **14 Years**
- [21] Appl. No.: **30,713**
- [22] Filed: **Nov. 7, 1994**
- [52] U.S. Cl. .... **D10/30**
- [58] Field of Search ..... **D10/1-40,**  
**D10/122-132; 368/280-282, 276-277, 285**

- D. 334,715 4/1993 Besson ..... D10/39
- D. 346,975 5/1994 Houlihan ..... D10/30
- D. 348,013 6/1994 Nomura ..... D10/30
- D. 352,470 11/1994 Besson ..... D10/39

*Primary Examiner*—Nelson C. Holtje  
*Attorney, Agent, or Firm*—William C. Crutcher

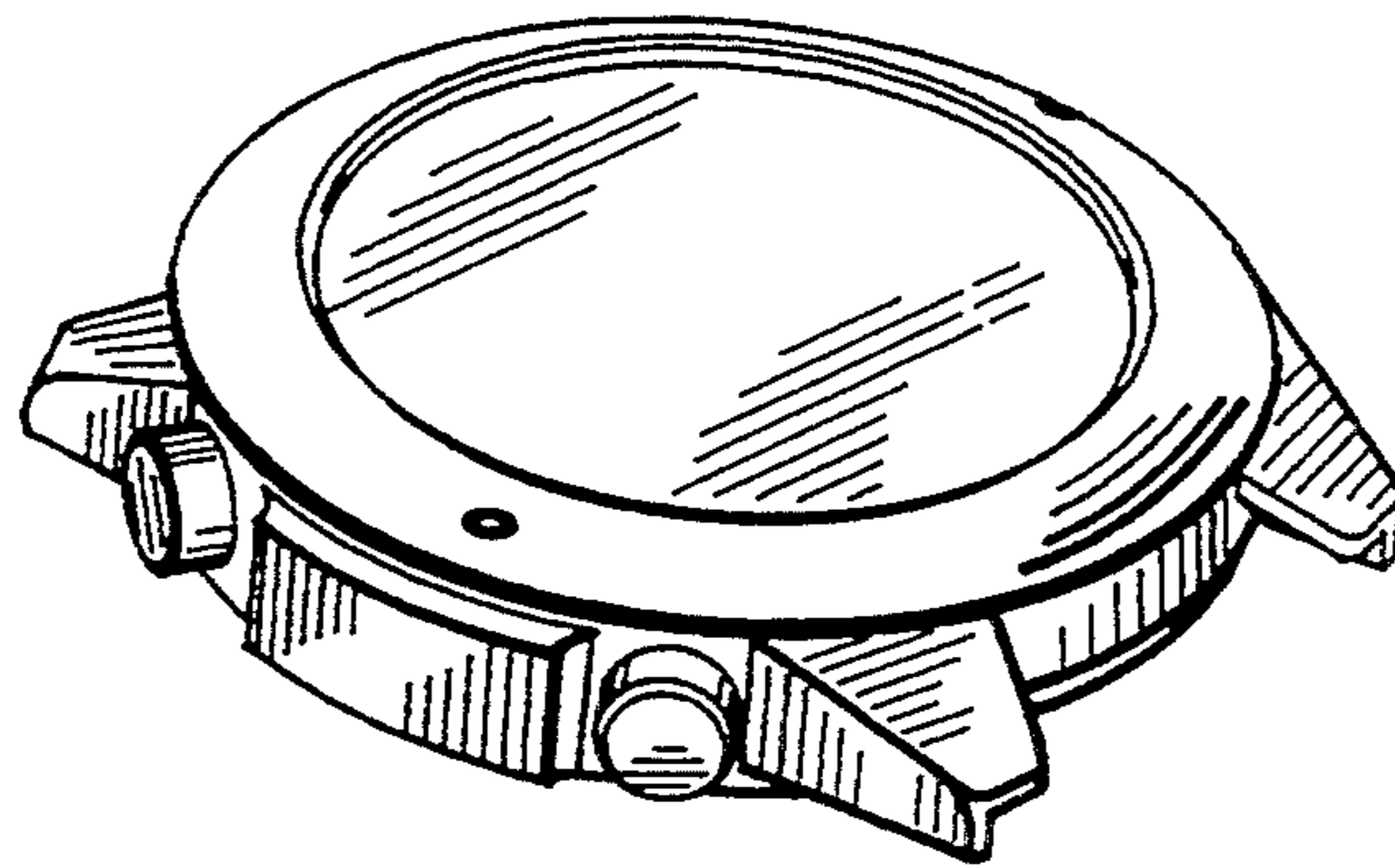
### [57] CLAIM


The ornamental design for an analog watch case, as shown and described.

### DESCRIPTION

FIG. 1 is a top plan view of my improved analog watch case;  
 FIG. 2 is a left side elevational view;  
 FIG. 3 is a right side elevational view;  
 FIG. 4 is an inverted rear end elevational view;  
 FIG. 5 is a front end elevational view;  
 FIG. 6 is a bottom plan view; and,  
 FIG. 7 is a top, front and left side perspective view.

- [56] **References Cited**
- U.S. PATENT DOCUMENTS**
- D. 316,228 4/1991 Frommherz ..... D10/38
- D. 317,265 6/1991 Giolla ..... D10/39
- D. 319,789 9/1991 Okaya ..... D10/30
- D. 323,995 2/1992 Woomer ..... D10/39






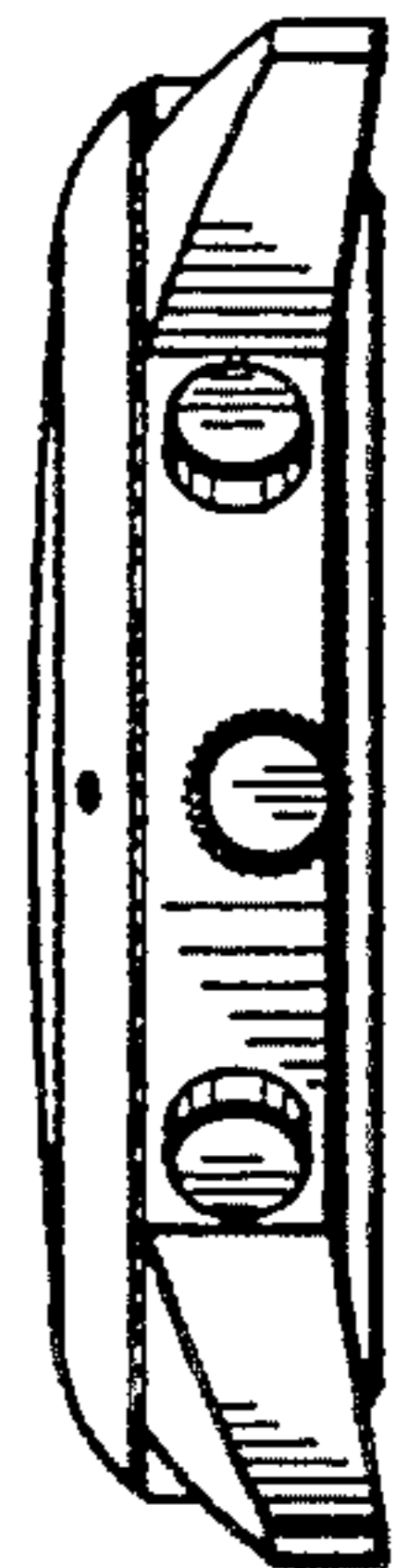
*Fig. 4*



*Fig. 2*



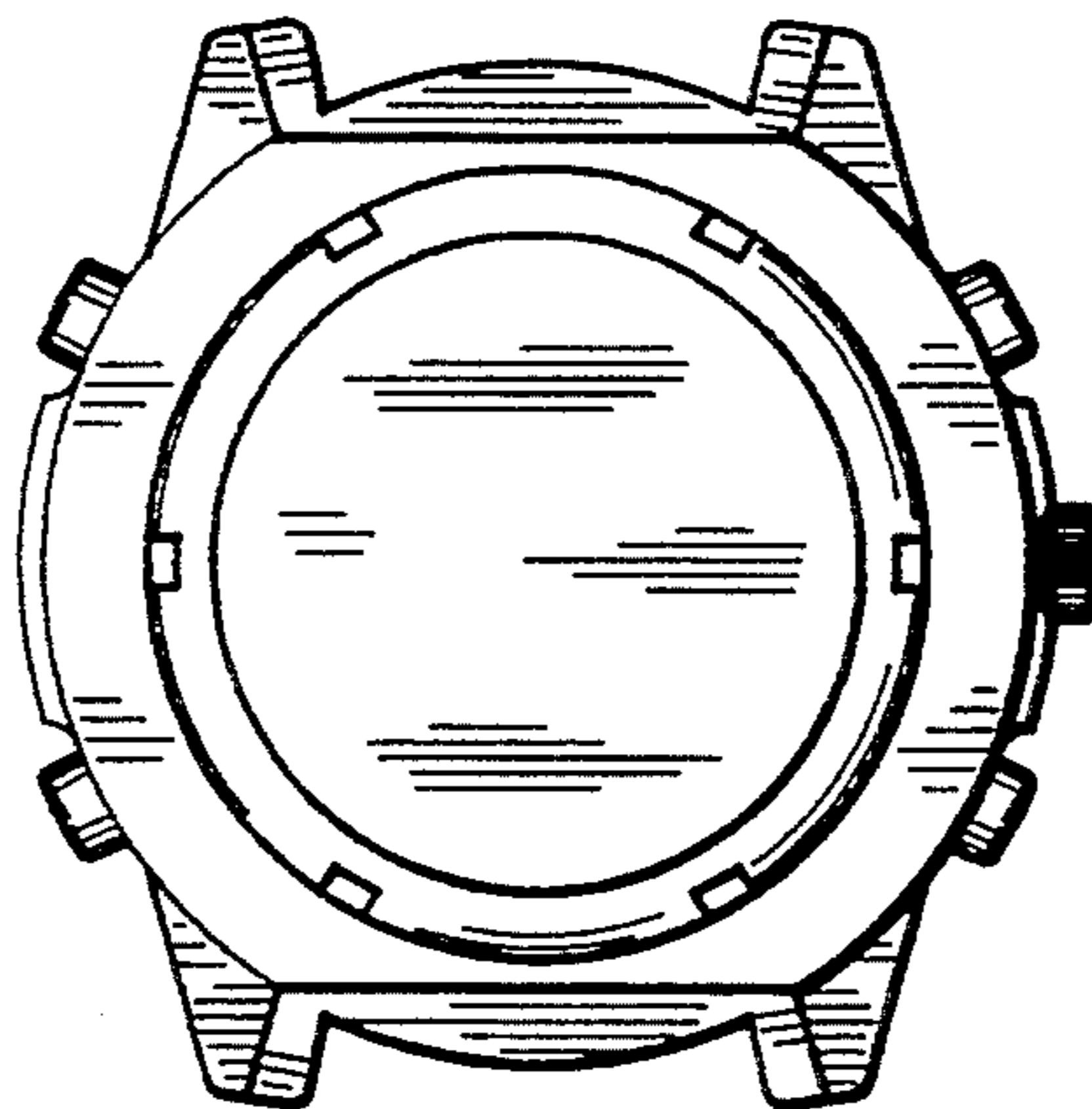
*Fig. 1*



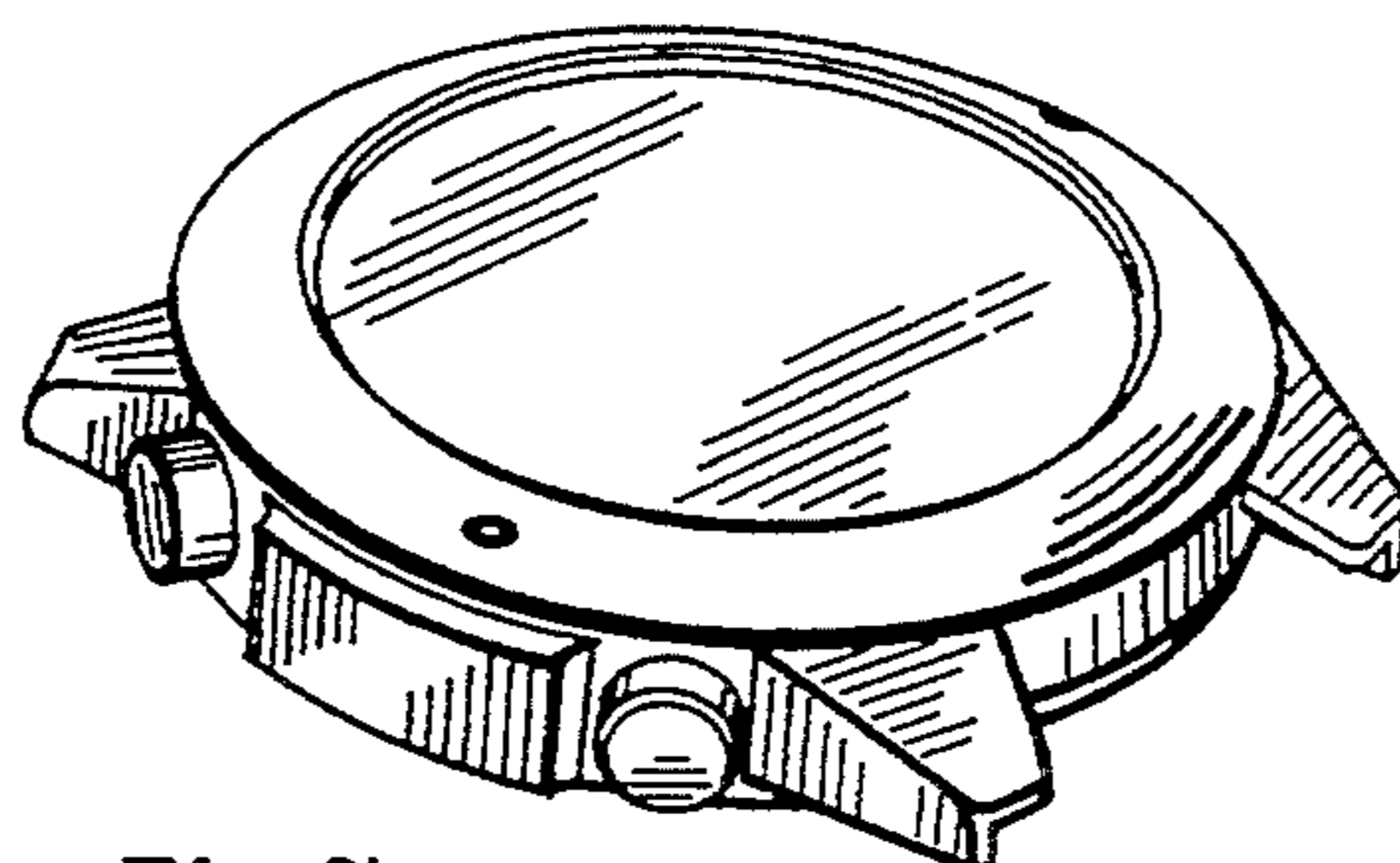
*Fig. 3*



*Fig. 5*



*Fig. 6*



*Fig. 7*