



US00D361263S

# United States Patent [19]

[11] Patent Number: **Des. 361,263**

Carmo et al.

[45] Date of Patent: **\*\* Aug. 15, 1995**

[54] **HAND GRIP FOR CARRYING ARTICLES**

3,612,595 10/1971 Updegraff ..... D9/434 X

[76] Inventors: **Robert A. Carmo**, 407 Michel Pl., Placentia, Calif. 92670; **Edward A. Contreras**, 14110 Las Puertas, La Mirada, Calif. 90638

*Primary Examiner*—Alan P. Douglas  
*Assistant Examiner*—R. Spear  
*Attorney, Agent, or Firm*—Daniel L. Dawes

[\*\*] Term: **14 Years**

[57] **CLAIM**

[21] Appl. No.: **20,045**

The ornamental design for a hand grip for carrying articles, as shown and described.

[22] Filed: **Mar. 18, 1994**

**DESCRIPTION**

[52] U.S. Cl. .... **D9/434**

[58] Field of Search ..... **D9/434, 455, 499;**  
206/147, 149; 220/759, 752; 383/6, 13, 15, 18,  
22-23; 16/114 R

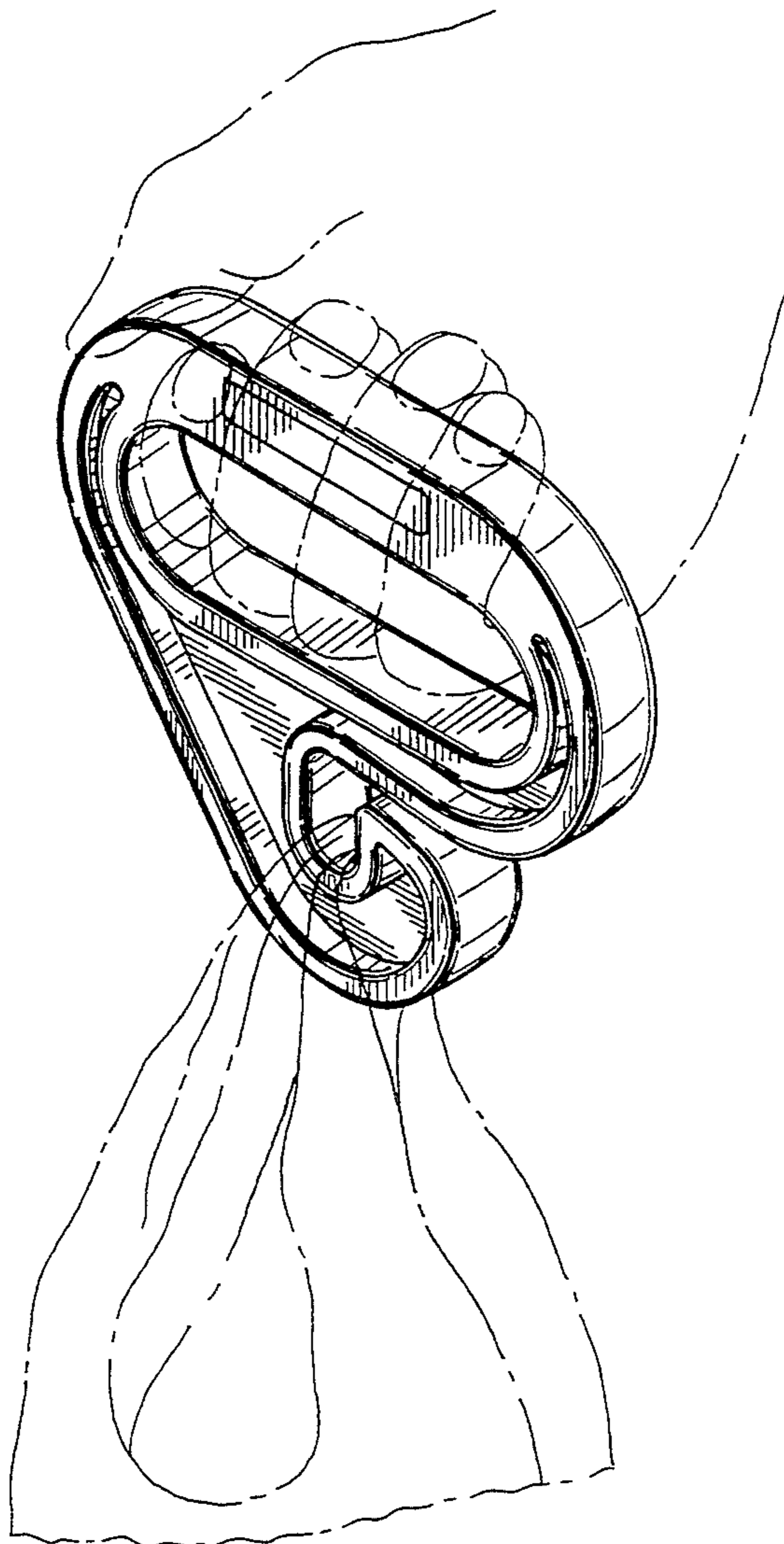
FIG. 1 is a top front right perspective view of a hand grip for carrying articles showing our new design; FIG. 2 is a front elevational view thereof; FIG. 3 is a rear elevational view thereof; FIG. 4 is a right side elevational view thereof; FIG. 5 is a left side elevational view thereof; FIG. 6 is a bottom plan view thereof; and, FIG. 7 is a top plan view thereof.

[56] **References Cited**

**U.S. PATENT DOCUMENTS**

- D. 157,859 3/1950 Glukes ..... D9/434
- D. 224,093 7/1972 Griese, Jr. .... D9/434
- D. 295,727 5/1988 Clarke ..... D9/434
- 3,520,570 7/1970 Christopher et al. .... D9/434 X

The broken line disclosure of a user's hand and a bag are for illustrative purposes only and form no part of the claimed design.



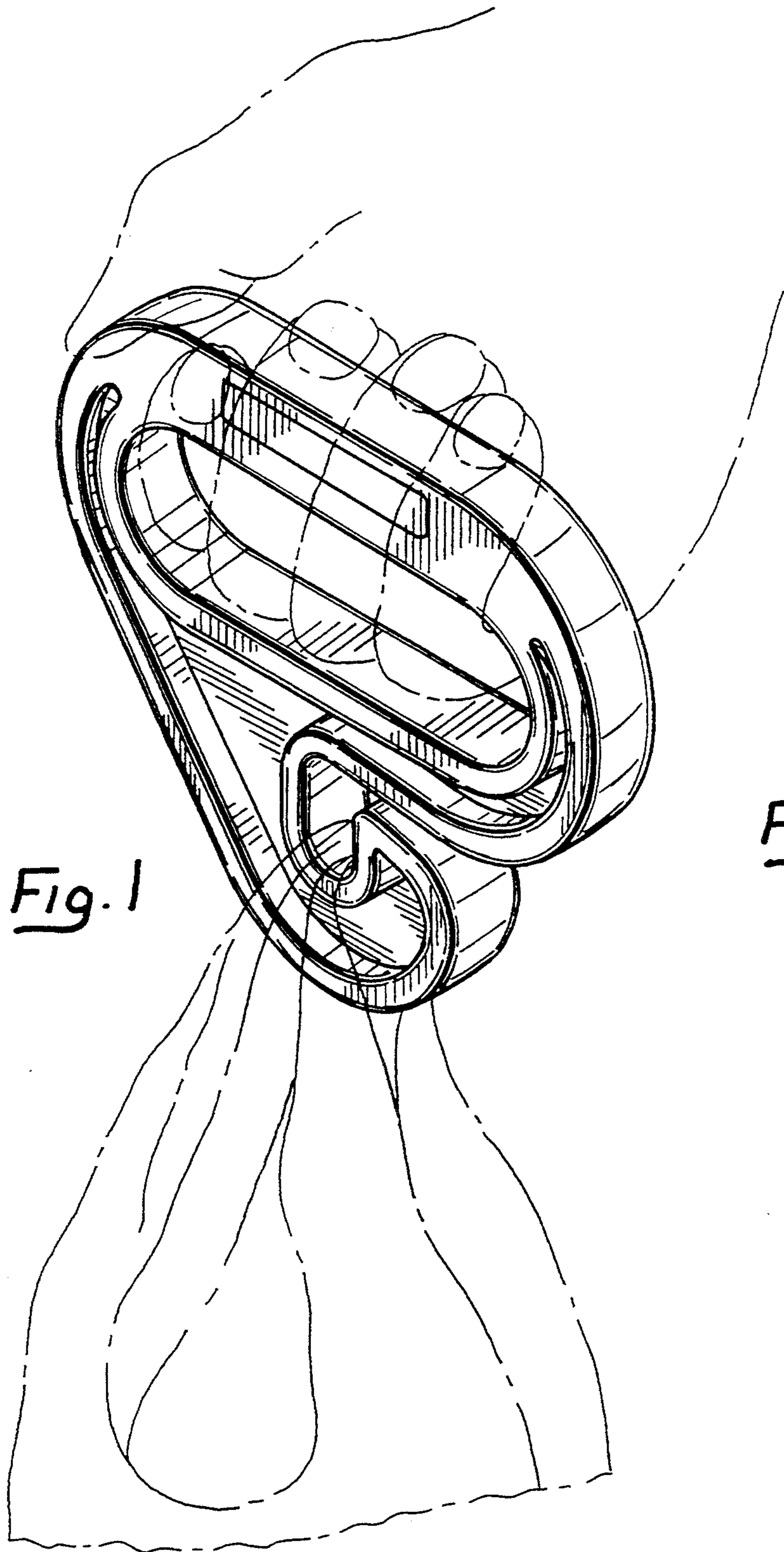


Fig. 1

Fig. 4



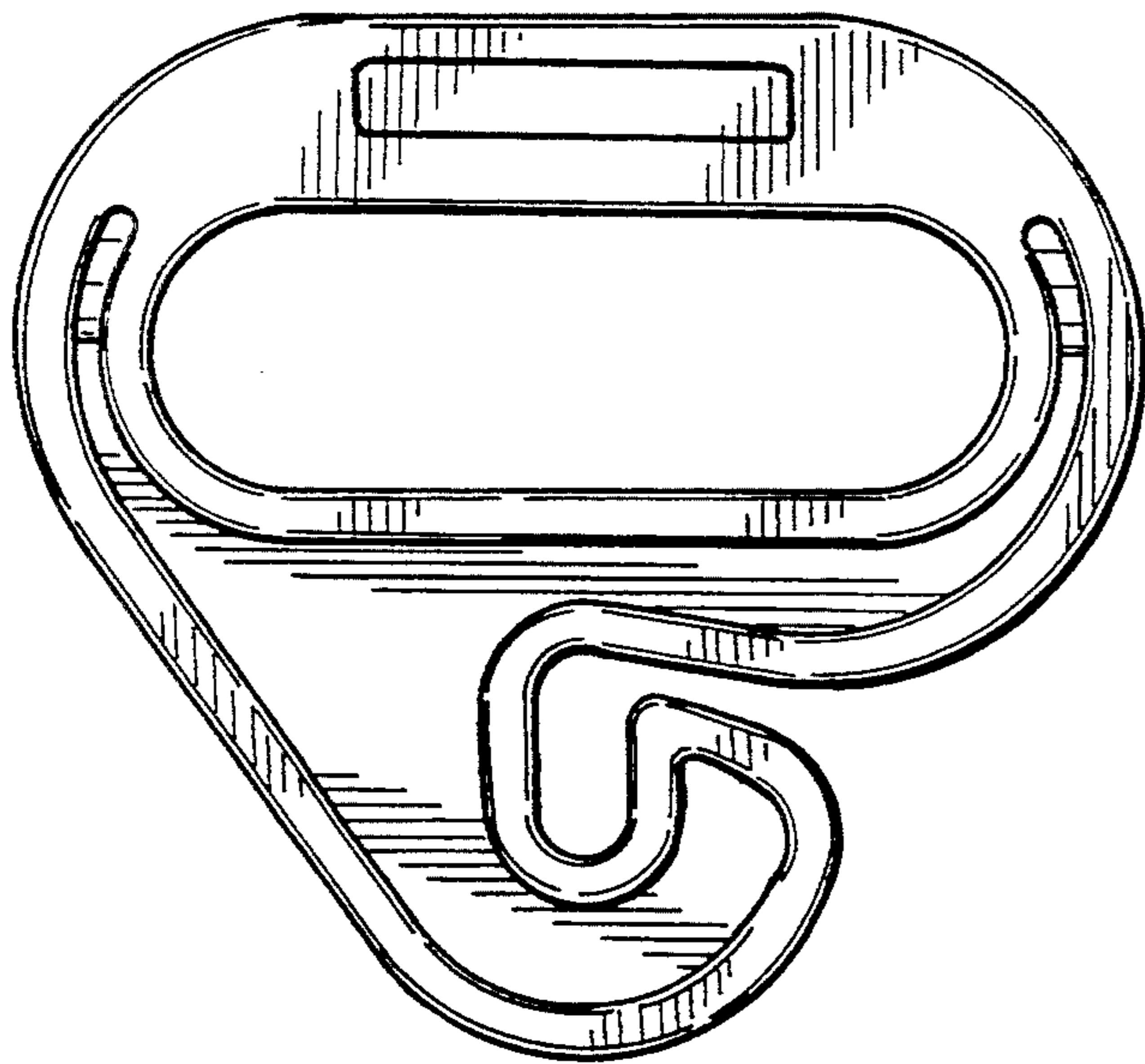
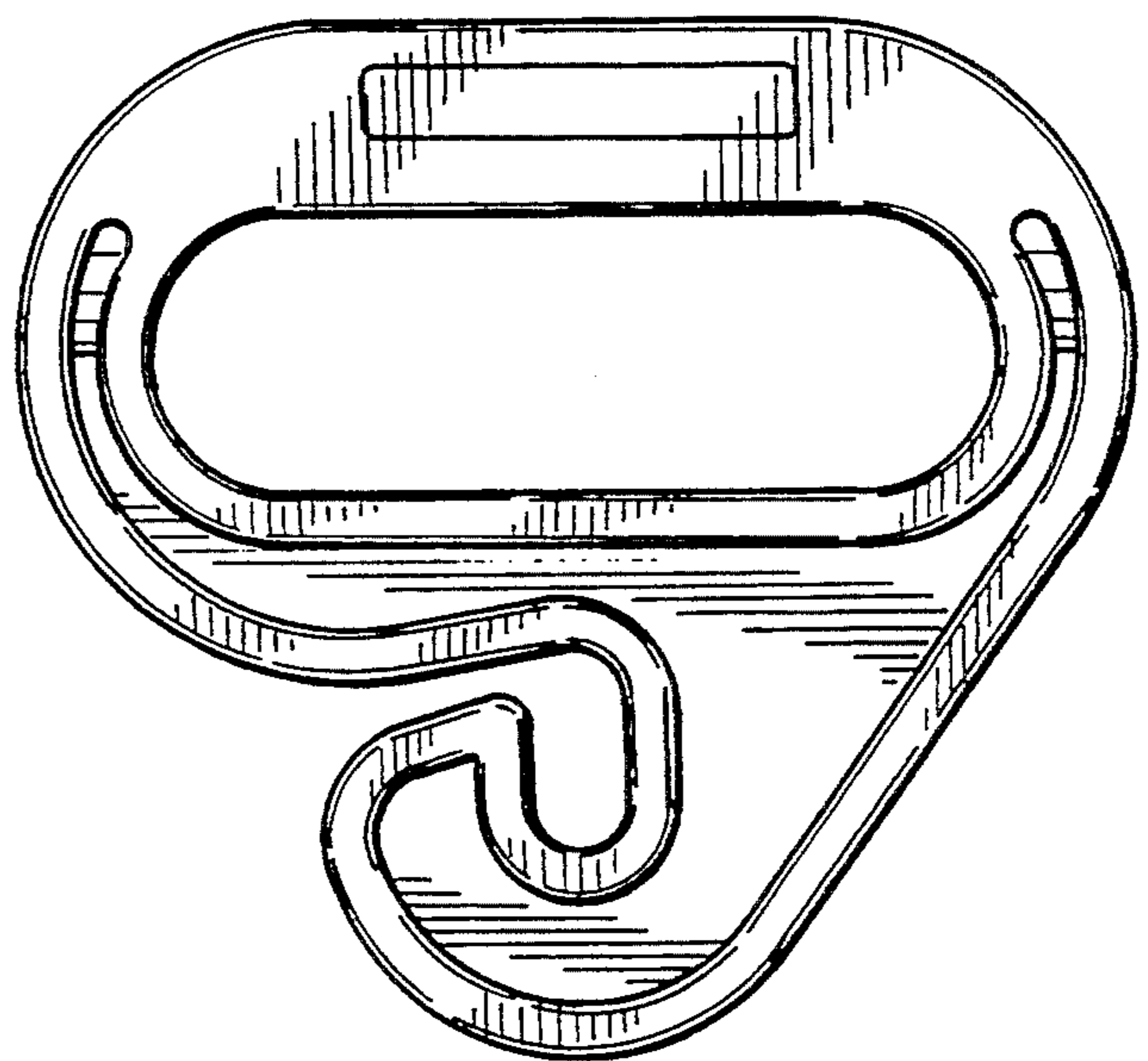


Fig. 5





*Fig. 2*



*Fig. 3*



*Fig. 6*

*Fig. 7*

