



US00D361262S

United States Patent [19]

[11] Patent Number: **Des. 361,262**

Lusker

[45] Date of Patent: **** Aug. 15, 1995**

[54] **FLUID CONTAINER**

[76] Inventor: **Ronald Lusker**, 85 Mercer St., New York, N.Y. 10012

[**] Term: **14 Years**

[21] Appl. No.: **2,162**

[22] Filed: **Dec. 2, 1992**

[52] U.S. Cl. **D9/430; D9/416**

[58] Field of Search **D9/418, 430, 431, 416, D9/417, 414, 341, 347, 561, 546, 572, 529; 229/115, 108, 103.1; 383/3, 106, 906; 220/461; 222/95, 107**

4,621,665 11/1986 Webb .

4,671,412 6/1987 Gatten .

4,708,253 11/1987 Mednis .

4,732,299 3/1988 Hoyt 222/107 X

4,884,599 12/1989 Newman et al. .

4,981,144 1/1991 Carels, Jr. .

5,007,540 4/1991 Beasley et al. .

5,007,551 4/1991 Baroi .

5,038,930 8/1991 Holtkamp, Jr. 229/115 X

5,123,458 6/1992 Collard .

5,158,191 10/1992 Douglas et al. .

5,168,905 12/1992 Phallen .

Primary Examiner—Prabhakar G. Deshmukh

[56] **References Cited**
U.S. PATENT DOCUMENTS

D. 35,322 11/1901 Roth .

D. 45,565 4/1914 Lloyd .

D. 83,641 5/1930 Panopulo .

D. 236,807 9/1975 Schmit D9/417

D. 271,082 10/1983 Jackson .

D. 274,499 7/1984 Soos .

D. 284,839 7/1986 Biesecker .

D. 299,427 1/1989 Steiner et al. .

D. 305,991 2/1990 Zoller .

D. 318,221 7/1991 Zoller .

D. 319,976 9/1991 Wortley et al. D9/417

D. 330,163 10/1992 Magnoni D9/425 X

D. 341,088 11/1993 Bareiss D9/572

2,611,639 9/1952 Sadeck .

3,172,130 3/1965 Lange .

3,391,824 7/1968 Wiseman .

3,474,843 10/1969 Maris .

4,064,302 12/1977 Kozlowski et al. 220/461 X

4,139,114 2/1979 Long et al. .

4,147,279 4/1979 Matsui 222/95

4,231,605 11/1980 Newman .

4,520,937 6/1985 Bormioli .

4,570,799 2/1986 Mednis .

4,573,595 3/1986 Mednis D9/347 X

4,582,215 4/1986 Barrash .

[57] **CLAIM**

The ornamental design for a fluid container, as shown and described.

DESCRIPTION

FIG. 1 is a perspective view of a fluid container showing my new design;

FIG. 2 is a top plan view thereof;

FIG. 3 is a front elevational view thereof;

FIG. 4 is a left side elevational view thereof;

FIG. 5 is a bottom plan view thereof;

FIG. 6 is a perspective view of another embodiment of FIG. 1;

FIG. 7 is a top plan view of FIG. 6;


FIG. 8 is a front elevational view of FIG. 6;

FIG. 9 is a left side elevational view of FIG. 6; and,

FIG. 10 is a bottom plan view of FIG. 6.

The broken lines represents tear lines.

The design according to my invention is characterized by a prism-like isosceles triangular cylinder incorporation a triangular shaped top and bottom , each being substantially in the form of an isosceles triangle with a right angle at its apex, with its sidewalls having either a straight walled configuration (FIGS. 1-5) or a slightly concave accent on all sidewalls and verticle edges (FIGS. 6-10).



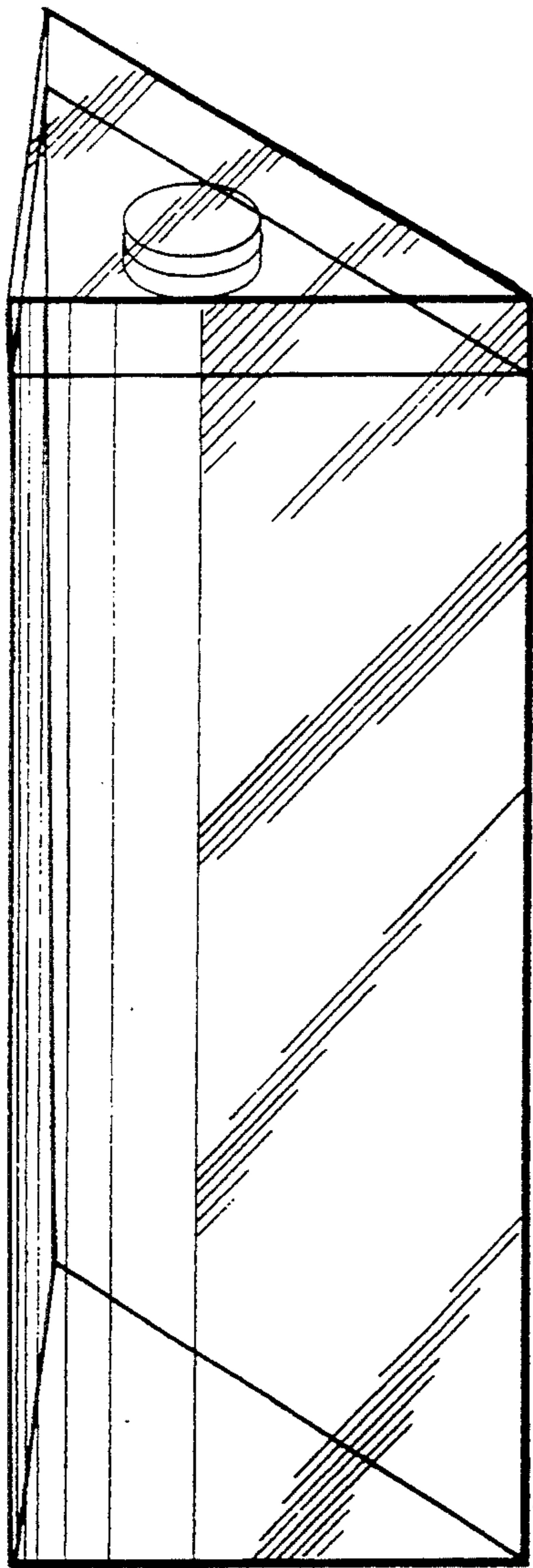


FIG. 1

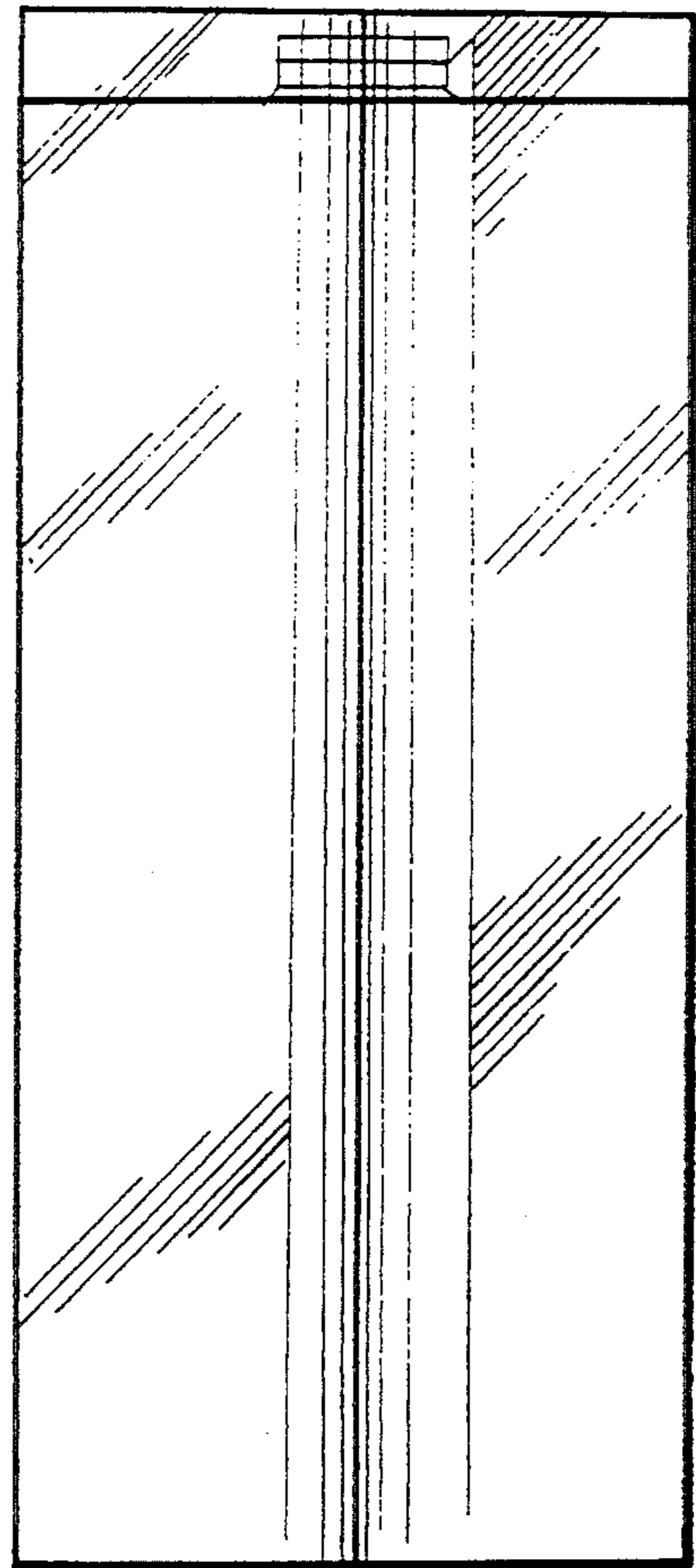


FIG. 3

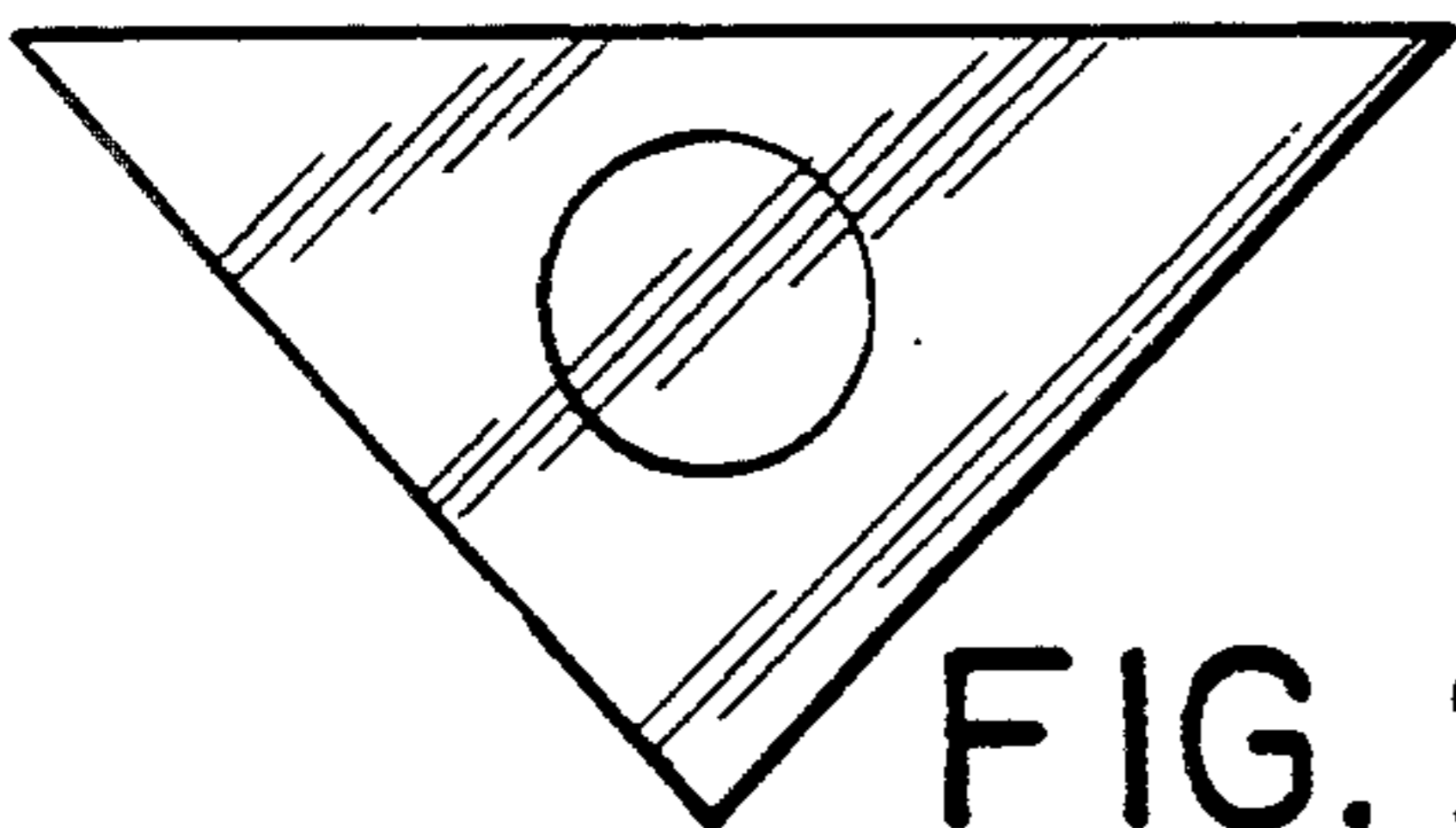


FIG. 2

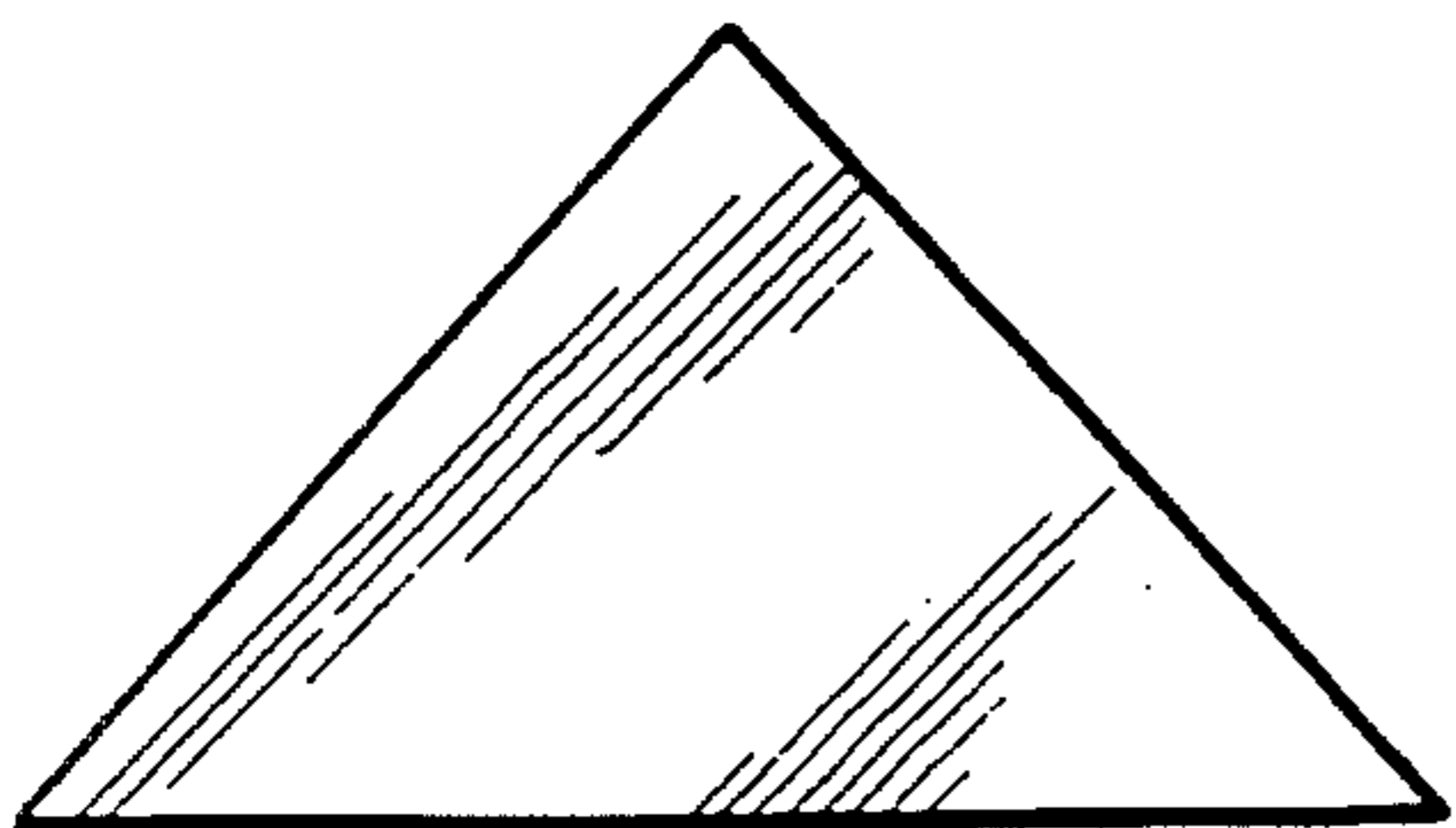


FIG. 5




FIG. 4

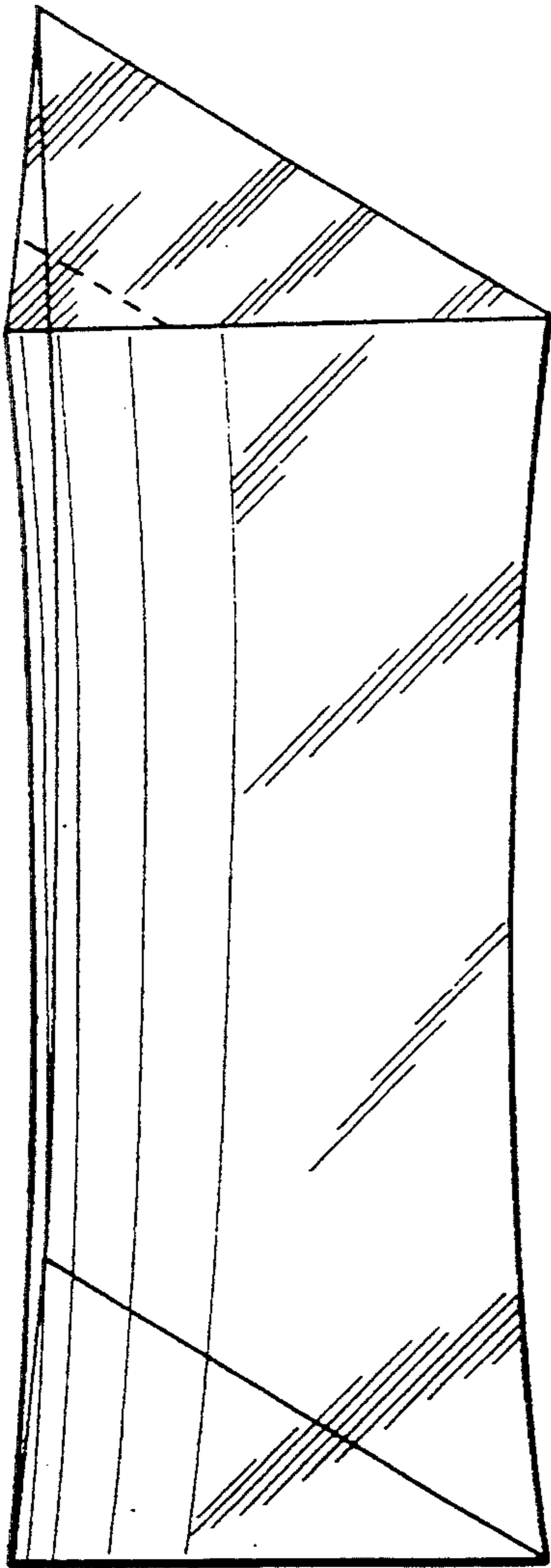


FIG. 6

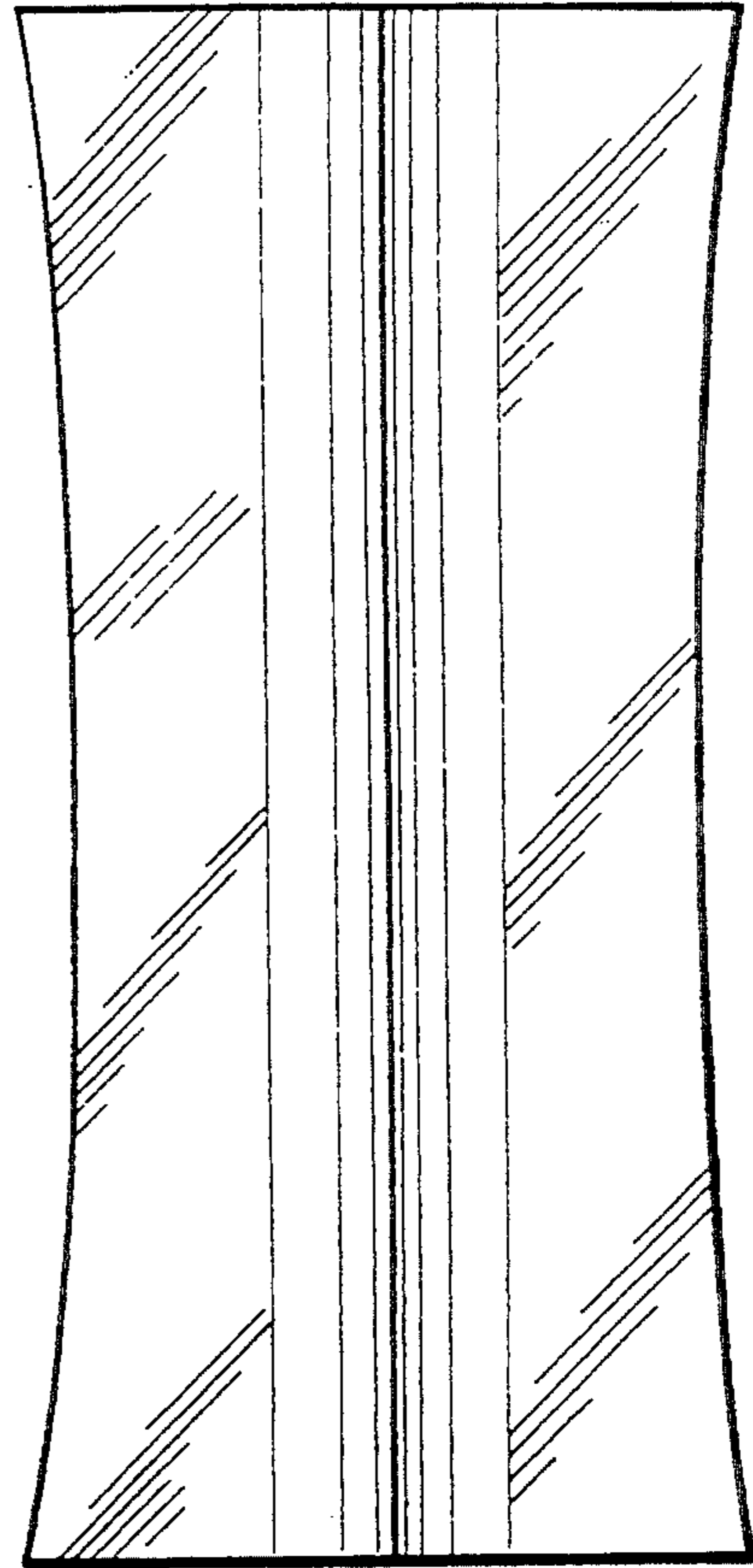


FIG. 8

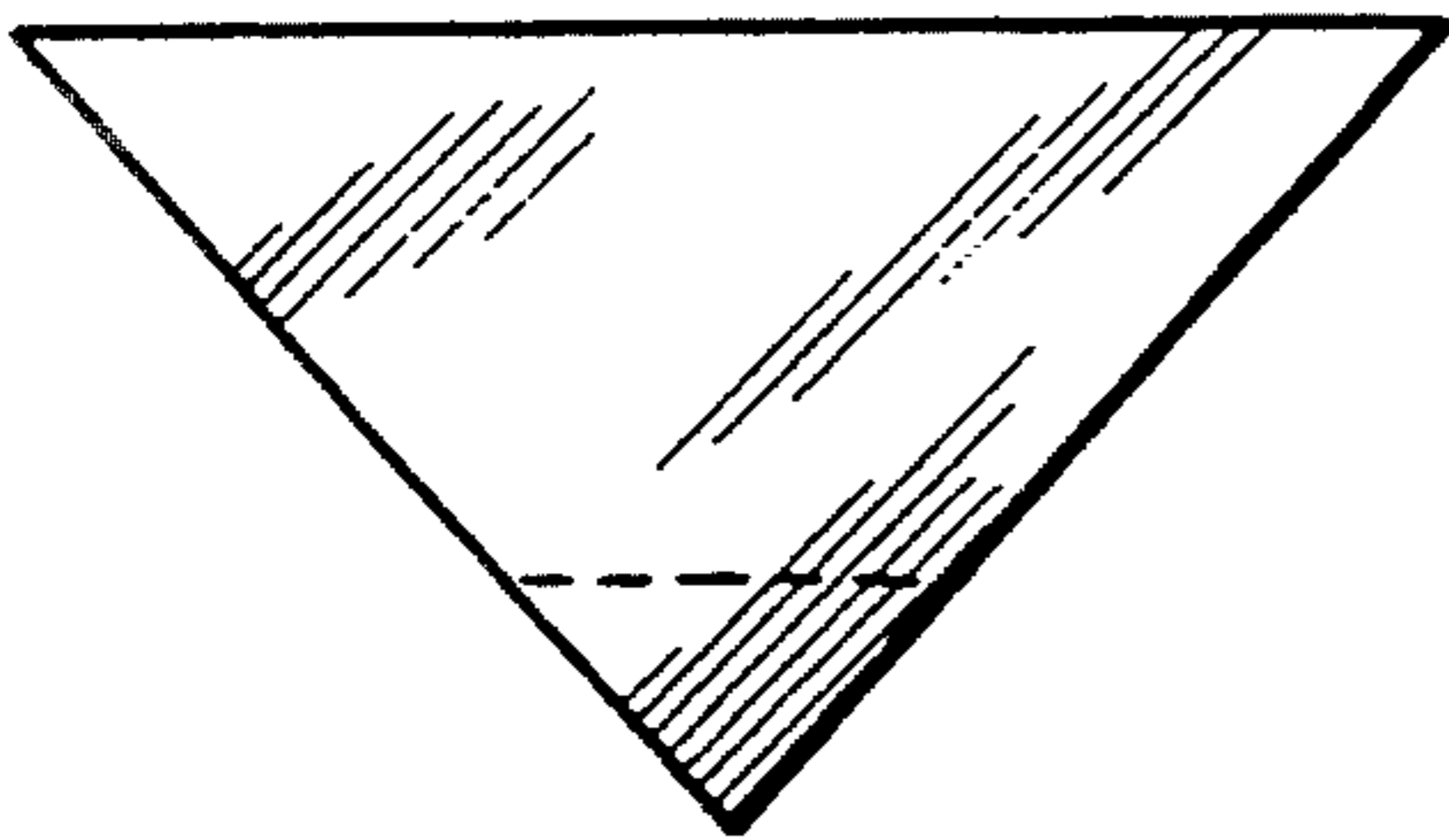


FIG. 7

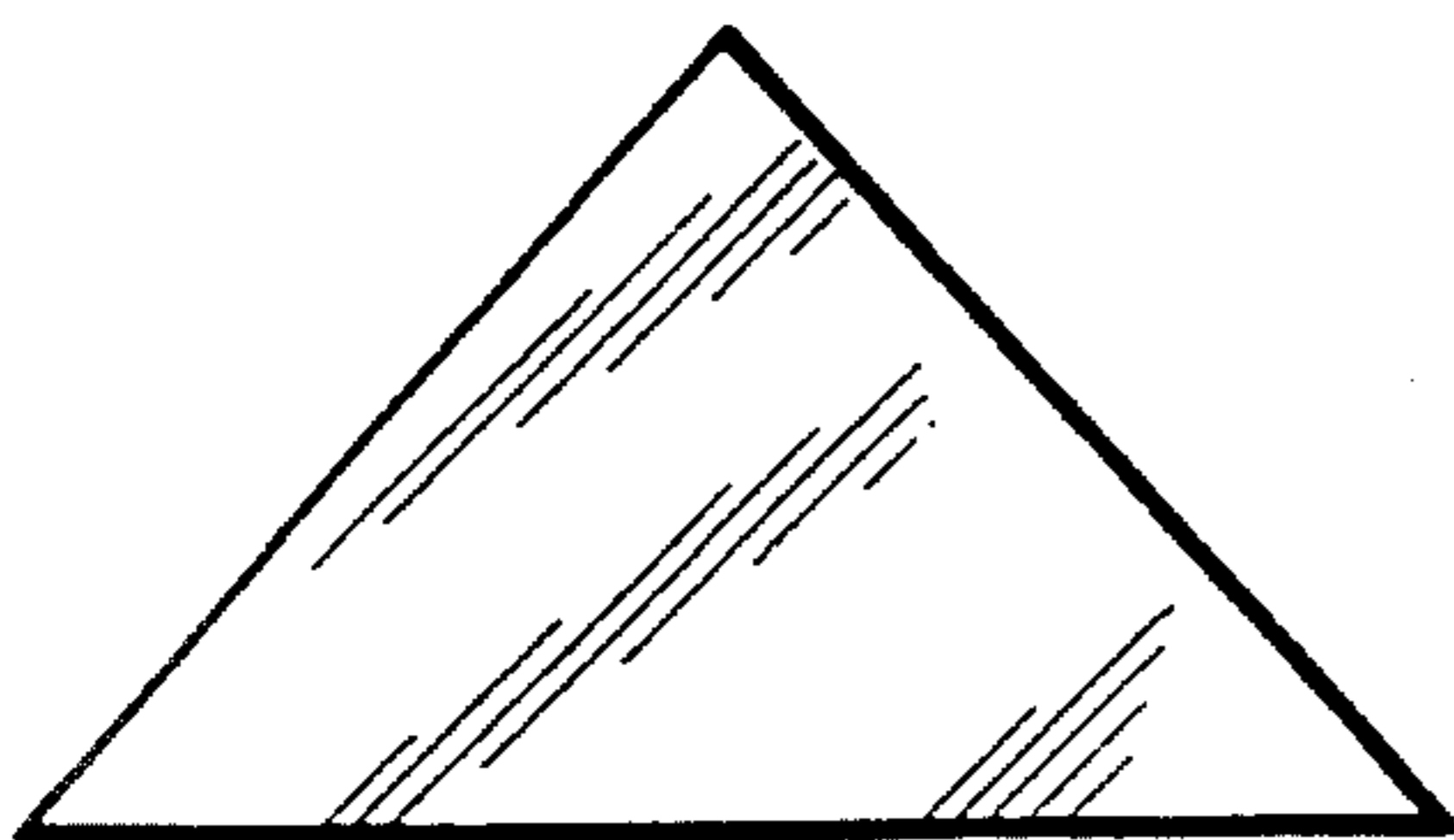


FIG. 10

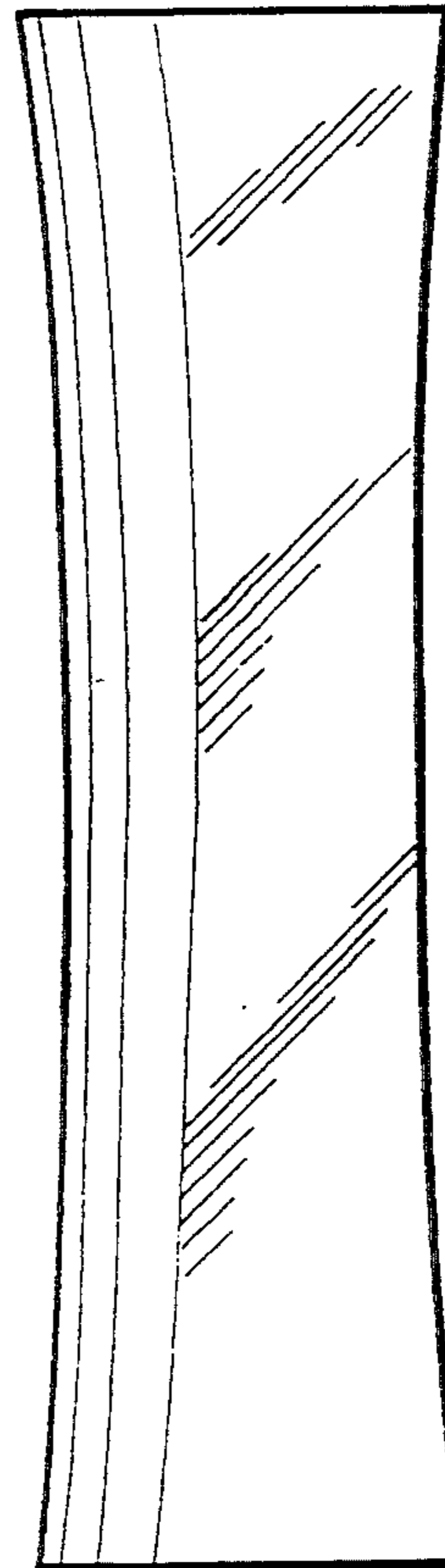


FIG. 9

UNITED STATES PATENT AND TRADEMARK OFFICE
CERTIFICATE OF CORRECTION

PATENT NO. : Des. 361,262

DATED : August 15, 1995

INVENTOR(S) : Ronald Lusker

It is certified that error appears in the above-identified patent and that said Letters Patent is hereby corrected as shown below:

Title page, under "DESCRIPTION" change "incorporation" to --incorporating--.

Signed and Sealed this
Twelfth Day of December, 1995

Attest:



BRUCE LEHMAN

Attesting Officer

Commissioner of Patents and Trademarks