



US00D361255S

# United States Patent [19]

[11] Patent Number: **Des. 361,255**

**Crinion**

[45] Date of Patent: **\*\* Aug. 15, 1995**

[54] HANDLE

D. 198,836	8/1964	Smith, Jr.	.....	D8/317
D. 201,542	7/1965	Paul	.....	D8/317
4,156,794	5/1979	Robinson	.....	16/110 R

[75] Inventor: **Jonathan Crinion**, Toronto, Canada

[73] Assignee: **Westinghouse Electric Corporation**, Pittsburgh, Pa.

*Primary Examiner*—B. J. Bullock  
*Attorney, Agent, or Firm*—Carla J. Vrsansky

[\*\*] Term: **14 Years**

[57] **CLAIM**

[21] Appl. No.: **17,872**

The ornamental design for a handle, as shown and described.

[22] Filed: **Jan. 24, 1994**

[52] U.S. Cl. .... **D8/301; D8/320**

[58] Field of Search ..... **D8/300, 301, 315-320, D8/350; 16/110 R, 125, 111 R**

### DESCRIPTION

FIG. 1 is a perspective view of a handle showing my new design;

FIG. 2 is a front elevational view thereof;

FIG. 3 is a rear elevational view thereof;

FIG. 4 is a right side elevational view thereof;

FIG. 5 is a left side elevational view thereof;

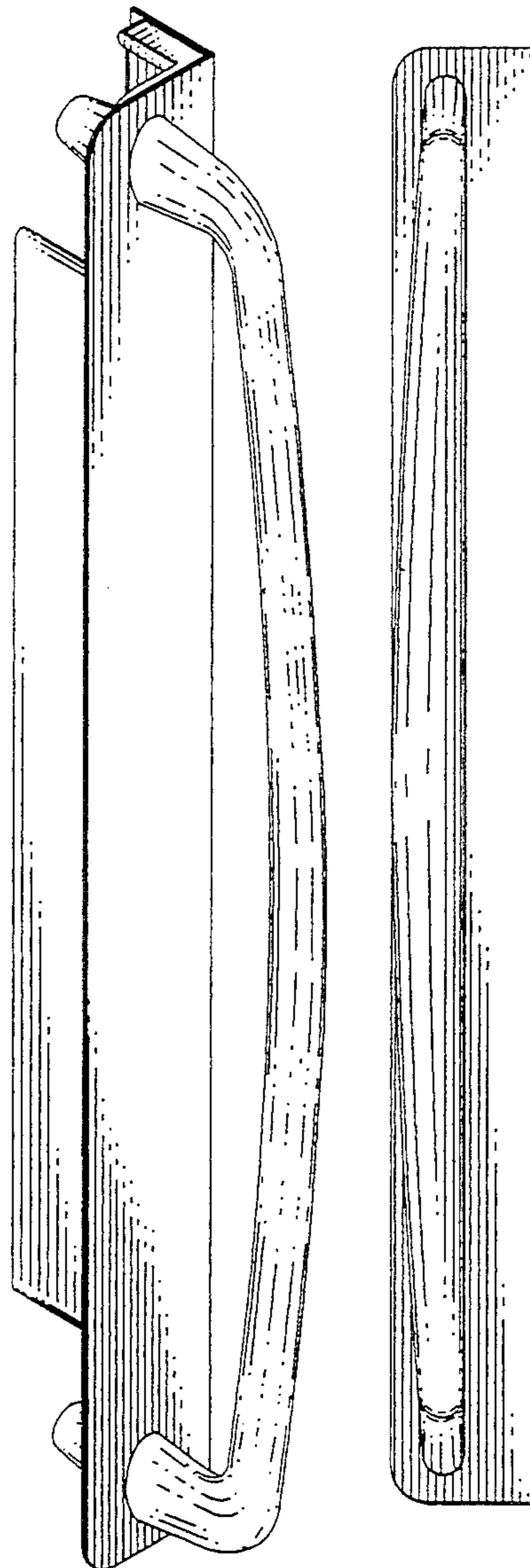
FIG. 6 is a top plan view thereof; and,


FIG. 7 is a bottom plan view thereof.

### [56] References Cited

#### U.S. PATENT DOCUMENTS

D. 109,125	4/1938	Carlson	.....	D8/317
D. 116,497	9/1939	Lingard	.....	D8/317





*FIG. 1*




FIG. 2




FIG. 3

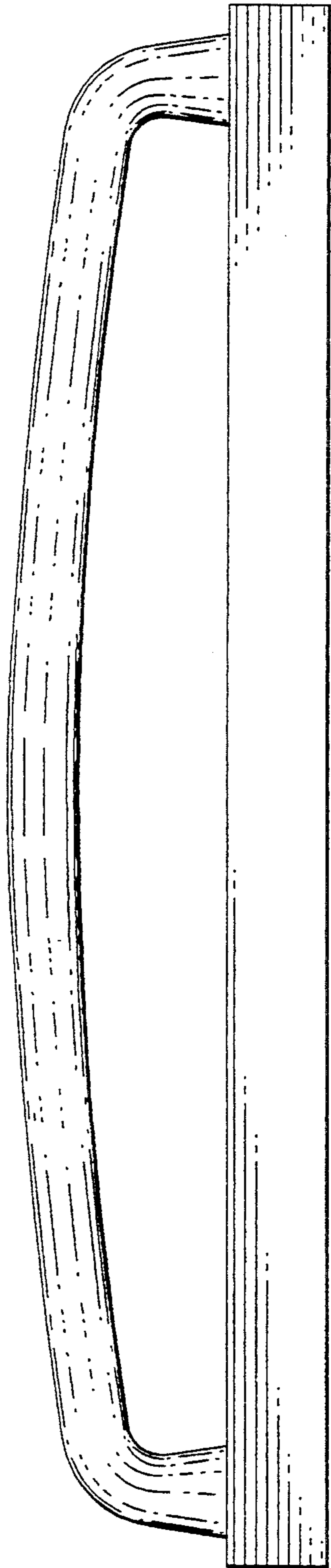


FIG. 4


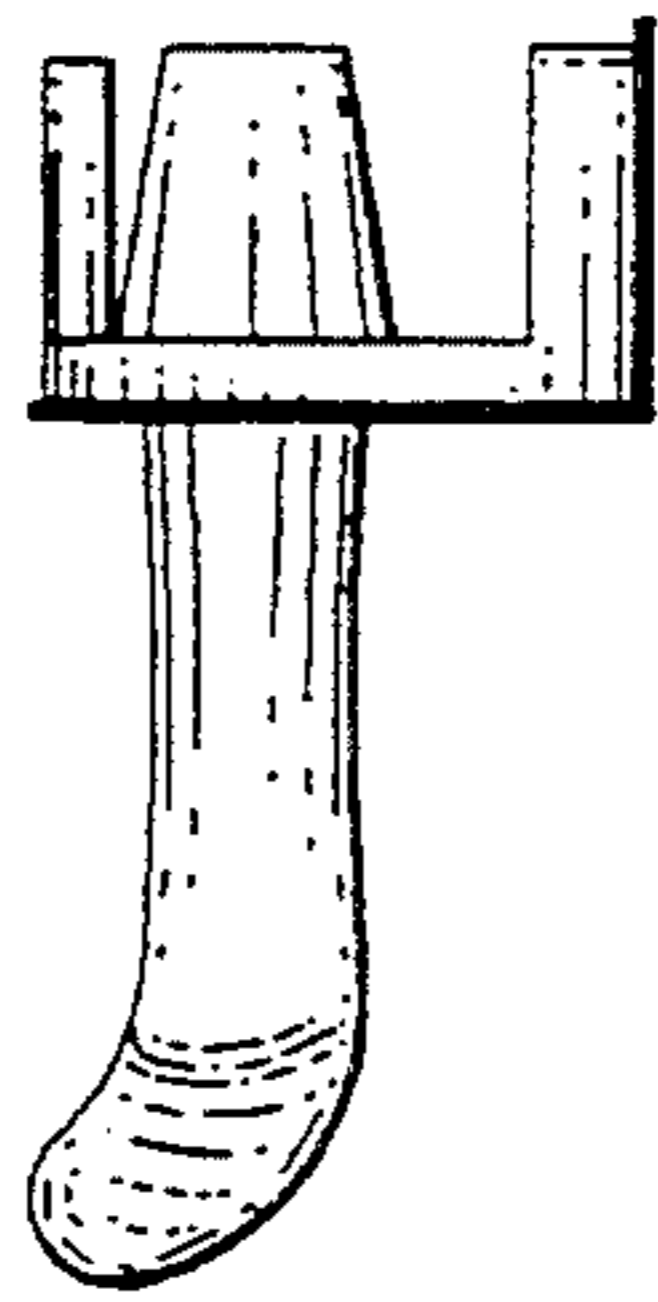



FIG. 5



*FIG. 6*



*FIG. 7*