



US00D361254S

United States Patent [19]
Silberstein

[11] **Patent Number: Des. 361,254**

[45] **Date of Patent: ** Aug. 15, 1995**

[54] **POCKET KNIFE**

[76] Inventor: **Alain Silberstein**, 13 quai de
Strasbourg, 25000 Besancon, France

[**] Term: **14 Years**

[21] Appl. No.: **26,002**

[22] Filed: **Jul. 5, 1994**

[52] U.S. Cl. **D8/99**

[58] Field of Search **D8/98, 99; D22/118;**
30/155, 156, 57, 158, 159, 160, 161

[56] **References Cited**

U.S. PATENT DOCUMENTS

D. 327,209	6/1992	Takigawa	D8/99
3,942,249	3/1976	Poehlmann	30/160
4,177,560	12/1979	Sakurai	30/160
4,551,917	11/1985	Walker	30/155
4,719,700	1/1988	Taylor, Jr.	30/160

OTHER PUBLICATIONS

Custom Knives, 1989 Summer, p. 10, Knives on left.
Cutlery Shoppe Catalog, 1989, p. 13, Pat Crawford Key
Cutter.

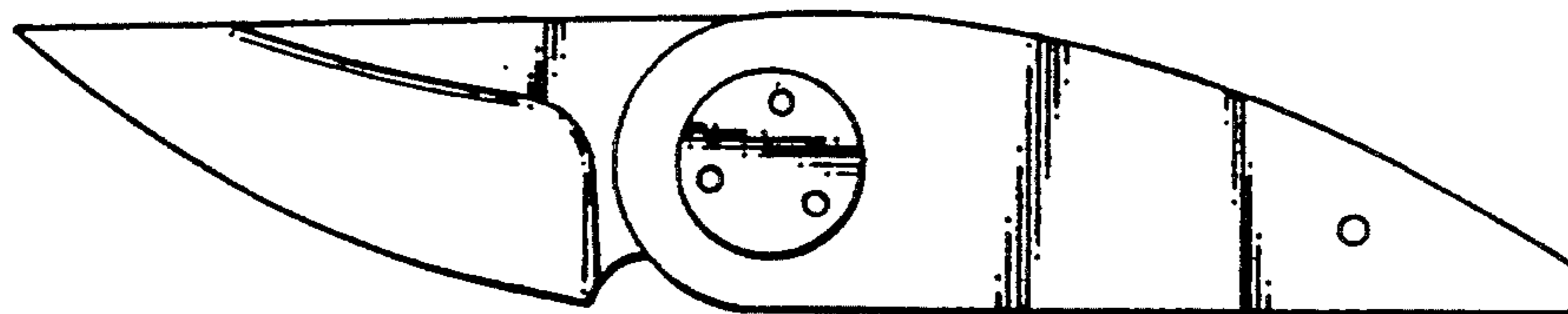
Primary Examiner—Theodore M. Shooman
Assistant Examiner—Philip Hyder
Attorney, Agent, or Firm—Sandler, Greenblum &
Bernstein

[57] **CLAIM**

The ornamental design for a pocket knife, as shown and
described.

DESCRIPTION

FIG. 1 is rear elevational view of the pocket knife in a
closed position showing my new design;
FIG. 2 is a front elevational view of thereof;
FIG. 3 is a bottom plan view thereof;
FIG. 4 is a top plan view thereof;
FIG. 5 is a right side elevational view thereof;
FIG. 6 is a left side elevational view thereof;
FIG. 7 is rear elevational view of the pocket knife in an
open position;
FIG. 8 is a front elevational view of thereof;
FIG. 9 is a bottom plan view thereof;
FIG. 10 is a top plan view thereof;
FIG. 11 is a right side elevational view thereof; and,
FIG. 12 is a left side elevational view thereof.



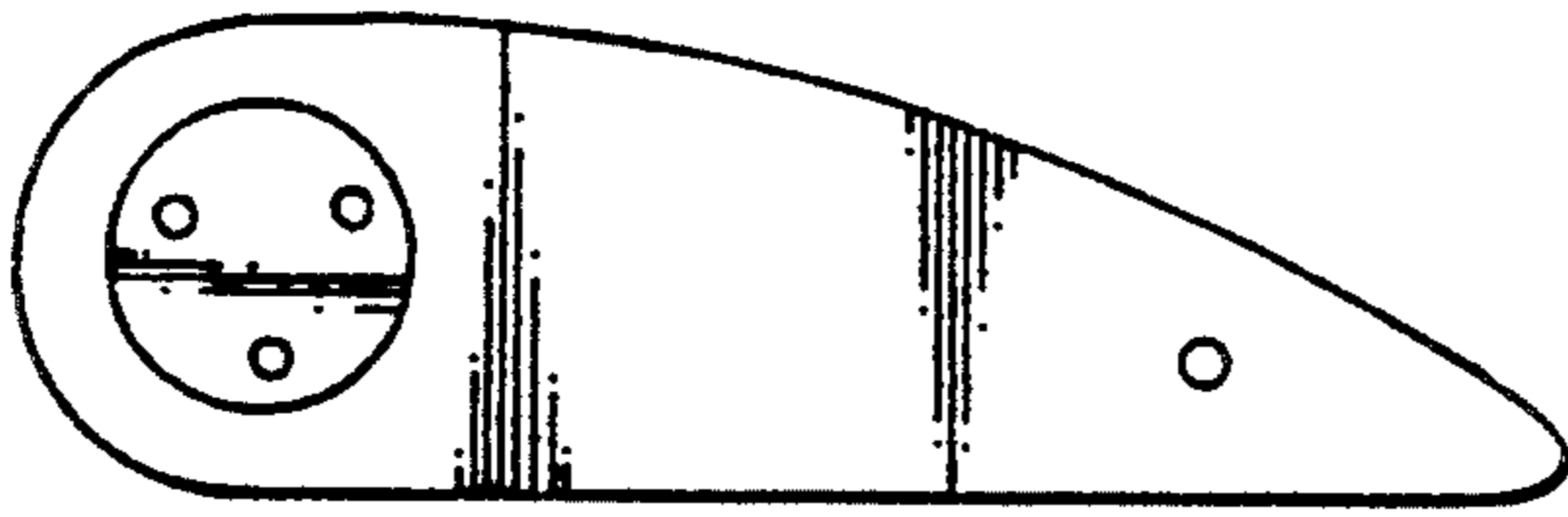


FIG - 1

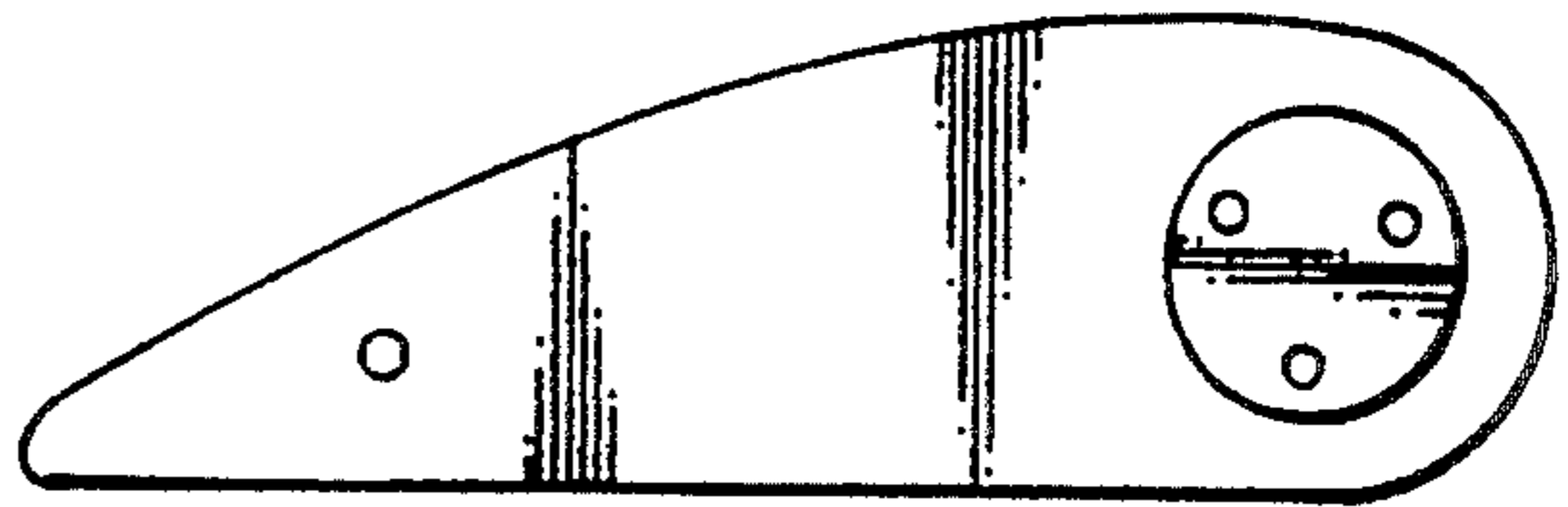


FIG - 2




FIG - 3

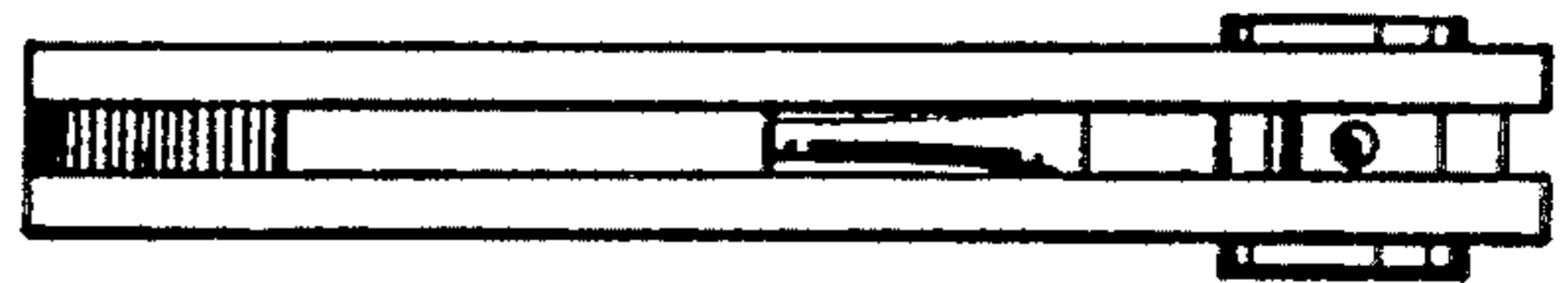


FIG - 4



FIG - 5



FIG - 6

FIG - 7

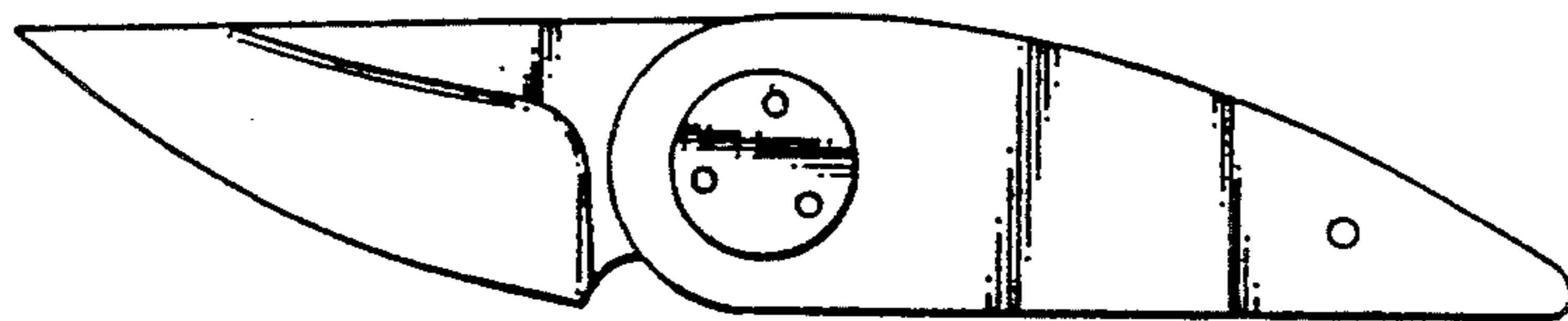


FIG - 8

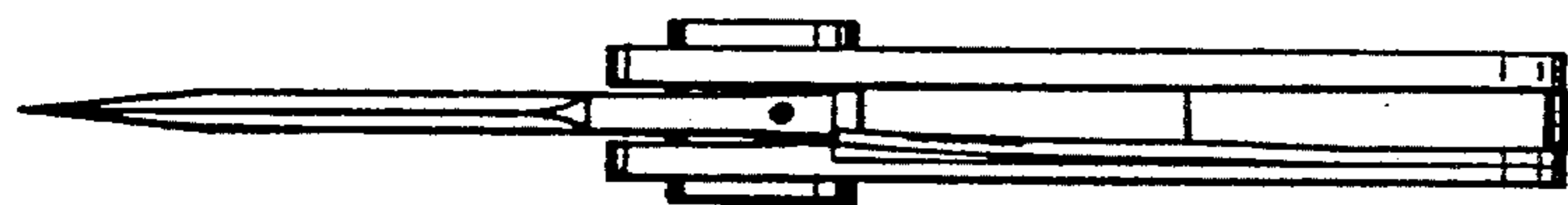
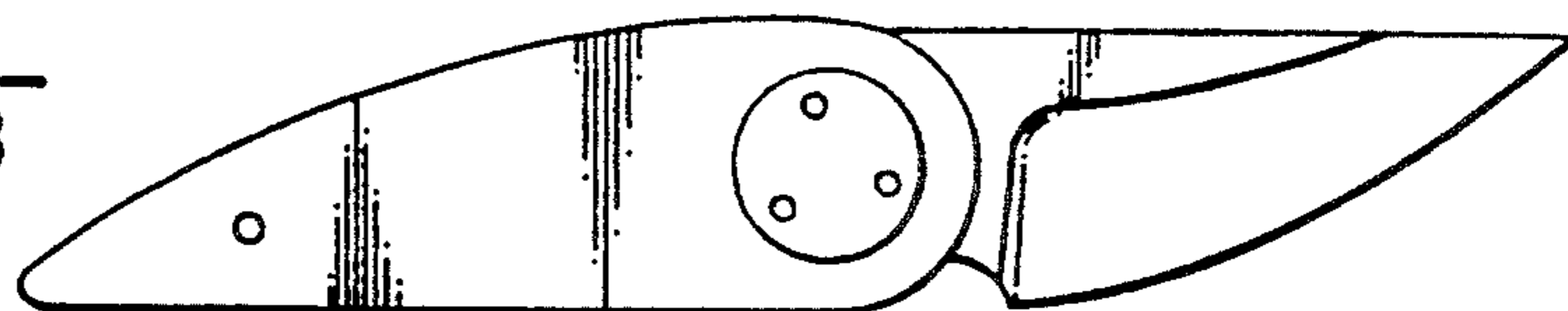


FIG - 9

FIG - 10


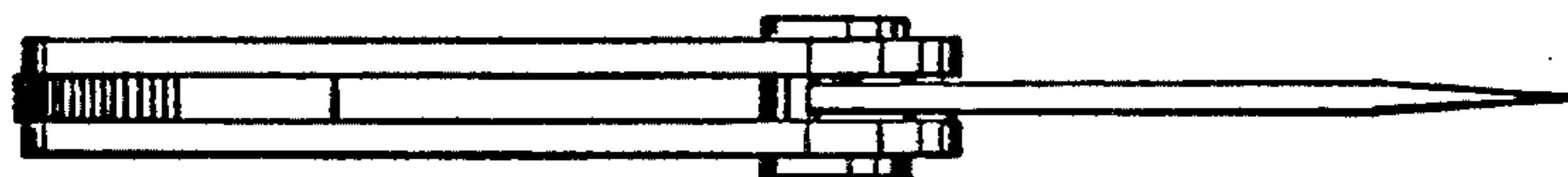


FIG - 11

FIG - 12

