



US00D361226S

United States Patent [19]

[11] Patent Number: **Des. 361,226**

Jones et al.

[45] Date of Patent: **** Aug. 15, 1995**

[54] **REFRIGERATED DISPLAY CASE**

[75] Inventors: **Donald H. Jones, Roebing, N.J.;**
William J. Kica, Bensalem, Pa.

[73] Assignee: **Falcon Manufacturing, Inc., Trenton, N.J.**

[**] Term: **14 Years**

[21] Appl. No.: **3,681**

[22] Filed: **Jan. 13, 1993**

[52] U.S. Cl. **D6/475**

[58] Field of Search **D6/438, 440, 441, 442,**
D6/470, 471, 472, 475; D15/81, 82, 83, 84, 85;
312/116, 137, 138.1, 140.1

3,241,899	3/1966	Donker	312/116
3,542,445	11/1970	Donker	312/116
3,751,653	8/1973	Henry	312/116 X
4,429,548	2/1984	Layne	312/116 X
4,489,995	12/1984	Barr	312/116 X
4,608,776	9/1986	Kooy	312/116 X
5,171,076	12/1992	Eming	312/116

Primary Examiner—Alan P. Douglas
Assistant Examiner—S. Snapp
Attorney, Agent, or Firm—Sperry, Zoda & Kane

[57] **CLAIM**

The ornamental design for a refrigerated display case, as shown and described.

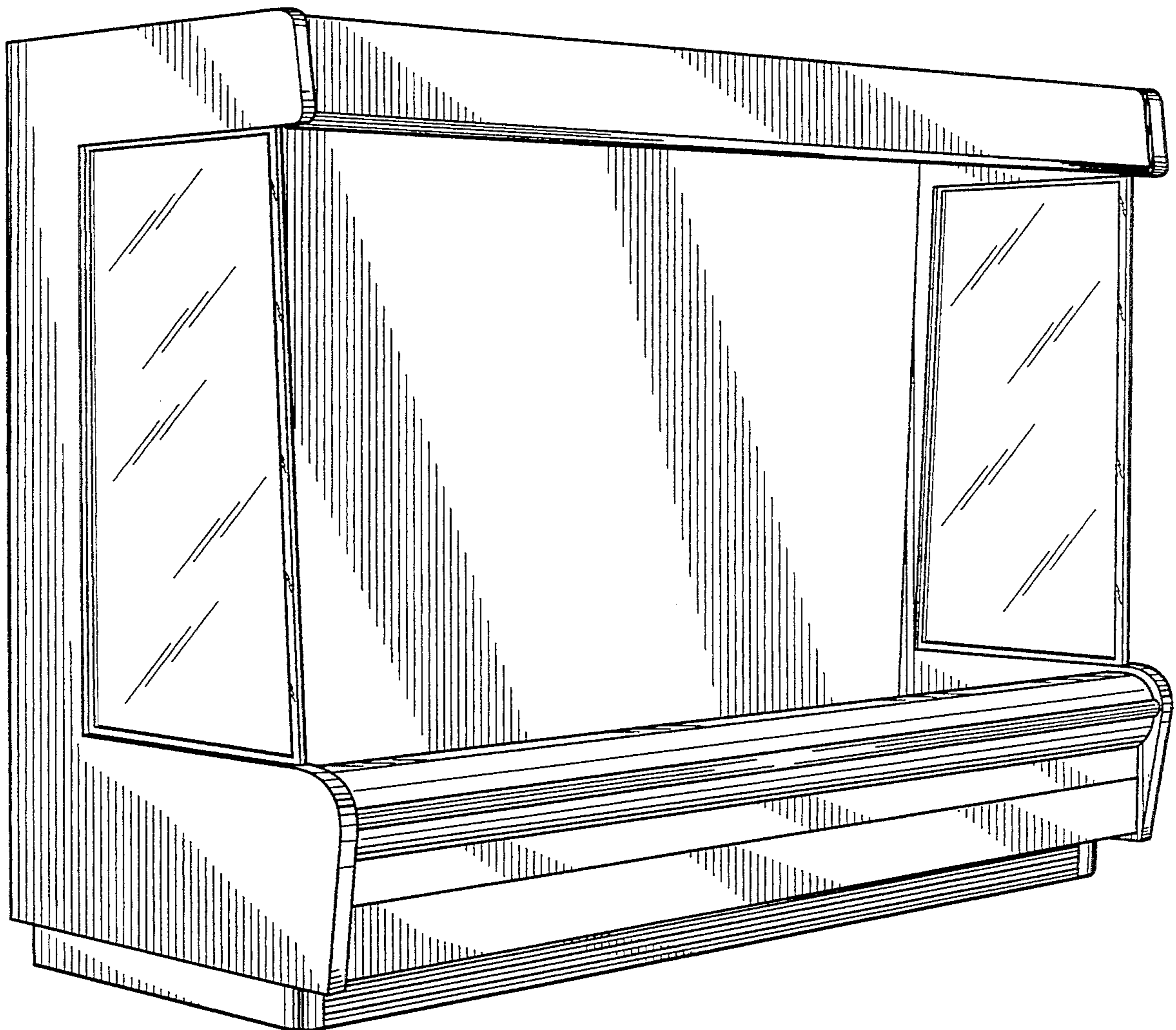
DESCRIPTION

FIG. 1 is a front three-quarter perspective illustration embodying our new design;
FIG. 2 is a top plan view;
FIG. 3 is a front plan view thereof; and,
FIG. 4 is a side plan view, the opposite side being a mirror image thereof.
The rear view is plain and unornamented.

[56] **References Cited**

U.S. PATENT DOCUMENTS

D. 182,567	4/1958	Chapman	D6/470
D. 202,081	8/1965	Zaslovsky	D6/470
D. 221,314	7/1971	Toth	D6/470
D. 280,790	10/1985	Kooy	D6/471



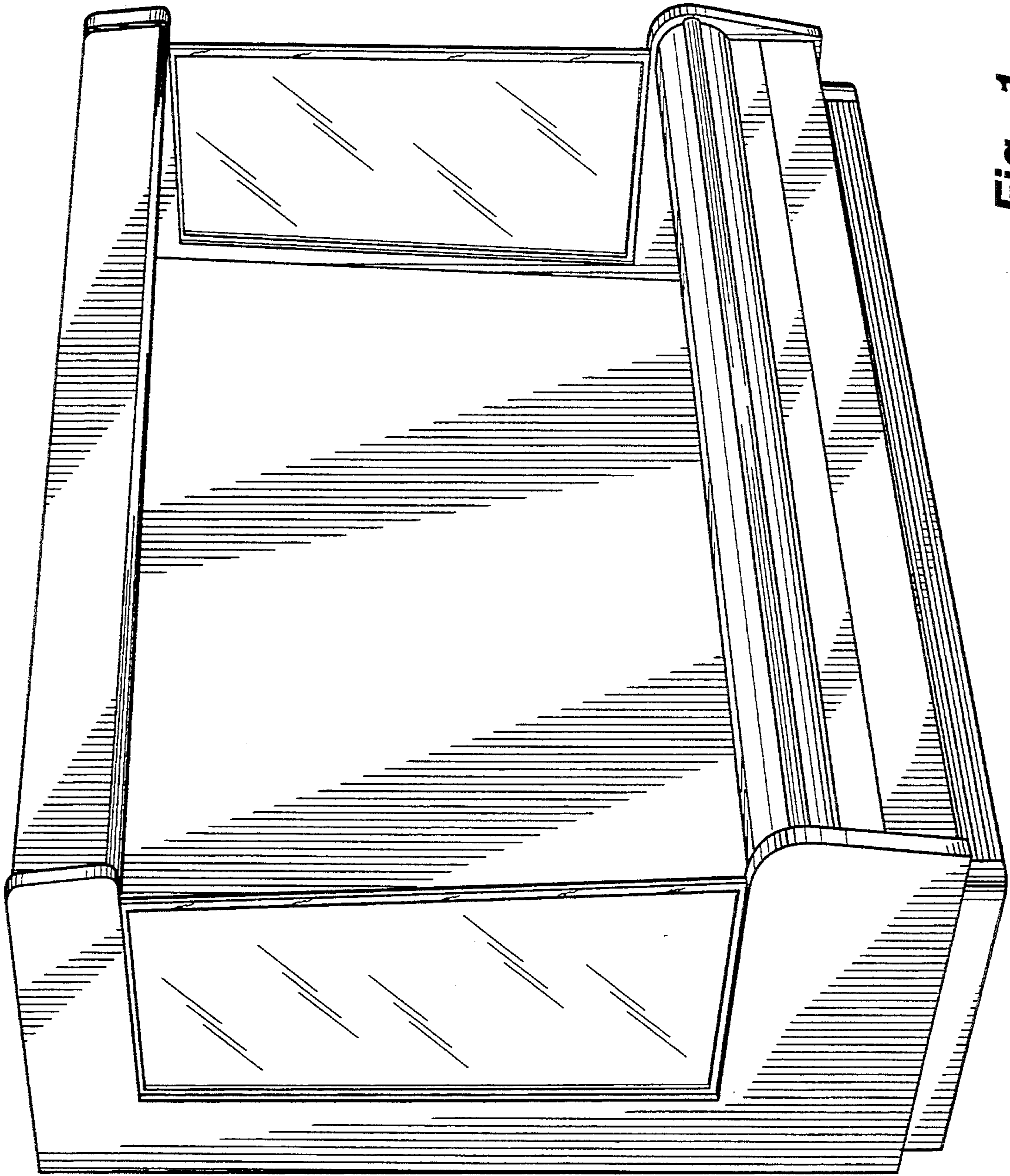


Fig. 1




Fig. 2




Fig. 3

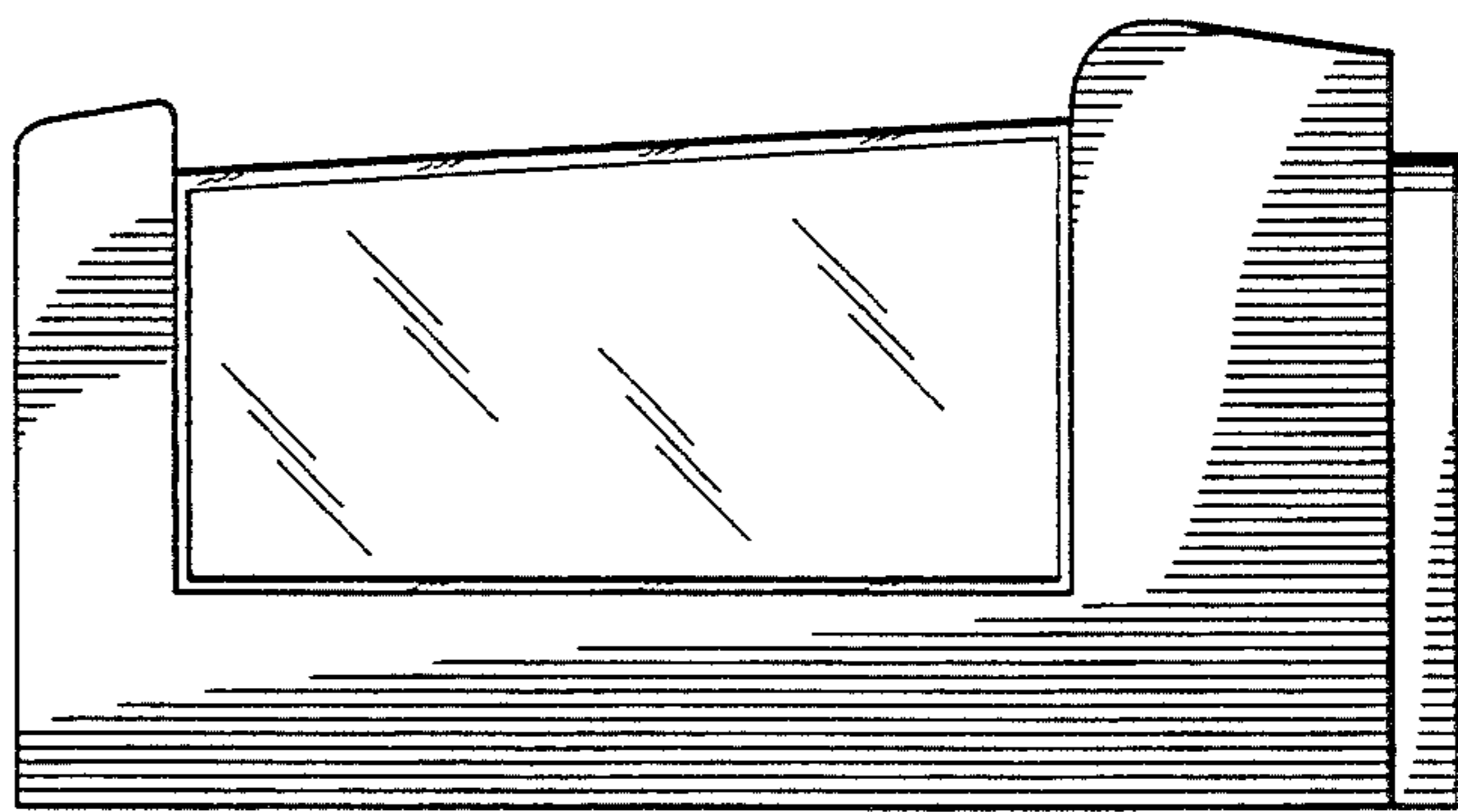


Fig. 4