



US00D361224S

United States Patent [19]

[11] Patent Number: **Des. 361,224**

Stanley

[45] Date of Patent: **** Aug. 15, 1995**

[54] **DISPLAY RACK**

D. 284,916	8/1986	Marks	D6/462
D. 298,460	11/1988	Pryor	D6/462 X
D. 332,191	1/1993	Axhamre	D6/408 X
1,754,998	4/1930	Geartts	D6/414 X

[75] Inventor: **Patricia A. Stanley**, Mooresboro, N.C.

[73] Assignee: **Glassical Heirlooms, Inc.**, Forest City, N.C.

[**] Term: **14 Years**

[21] Appl. No.: **3,551**

[22] Filed: **Jan. 12, 1993**

[52] U.S. Cl. **D6/458**

[58] Field of Search **D6/455, 415, 457-458, D6/411, 462-465; 211/13, 181, 182, 163; D26/102, 58**

OTHER PUBLICATIONS

GKS decorative metalcraft catalog.
The Gift and Art Buyer, Nov. 1945, p. 110, #15.

Primary Examiner—Jeffrey Asch
Attorney, Agent, or Firm—Dority & Manning

[57] CLAIM

The ornamental design of a display rack, as shown and described.


DESCRIPTION

FIG. 1 is a typical side elevational view of a display rack showing my new design;
FIG. 2 is a top view of the display rack of FIG. 1;
FIG. 3 is a bottom view of the display rack of FIG. 1;
and,
FIG. 4 is a perspective view of the display rack of FIG. 1.

[56] References Cited

U.S. PATENT DOCUMENTS

D. 51,977	4/1918	Weare	D26/58 X
D. 81,233	5/1930	Gosling	D26/102
D. 97,137	10/1935	Koch	D6/467
D. 134,110	10/1942	Bersin et al.	D6/458



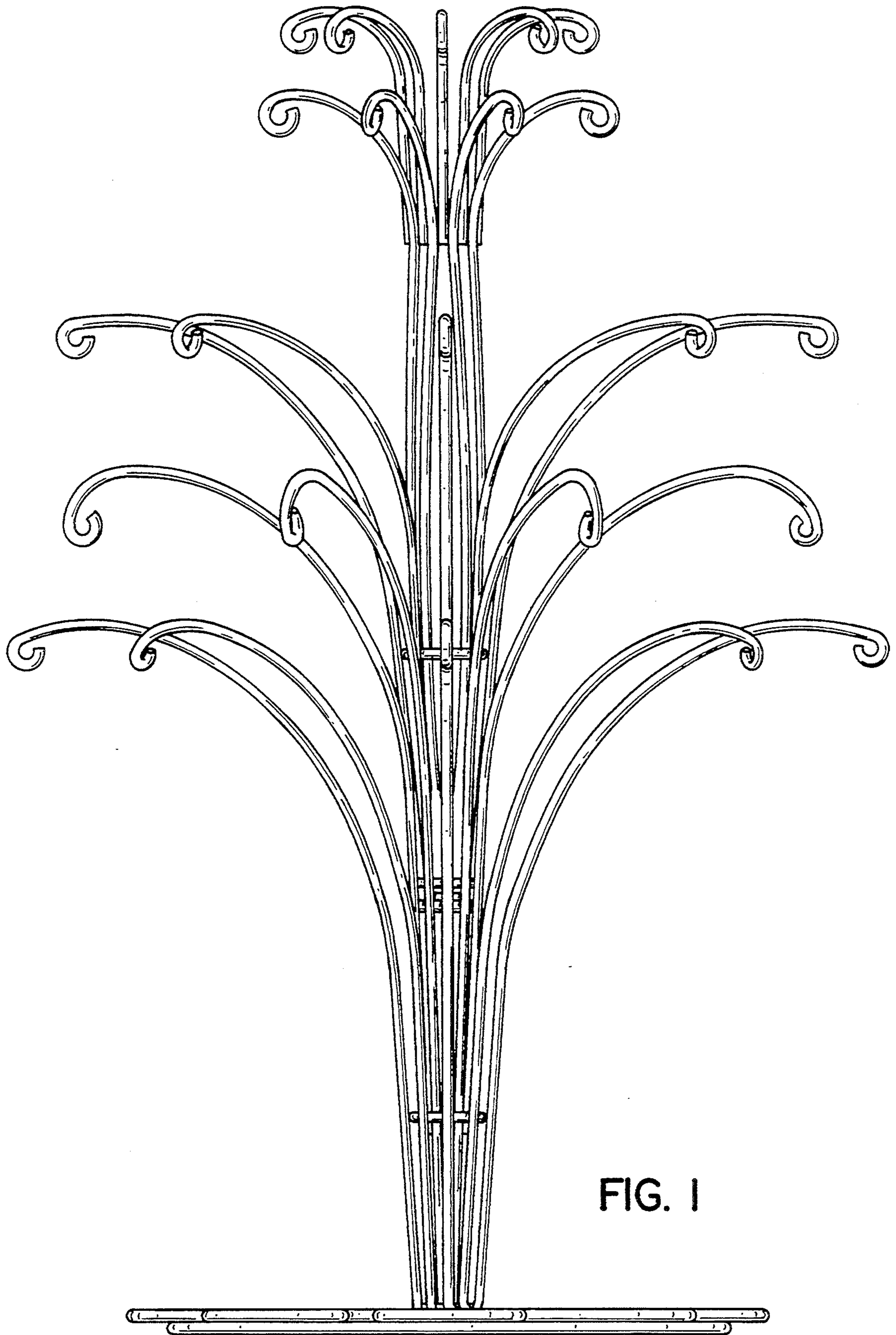


FIG. 1

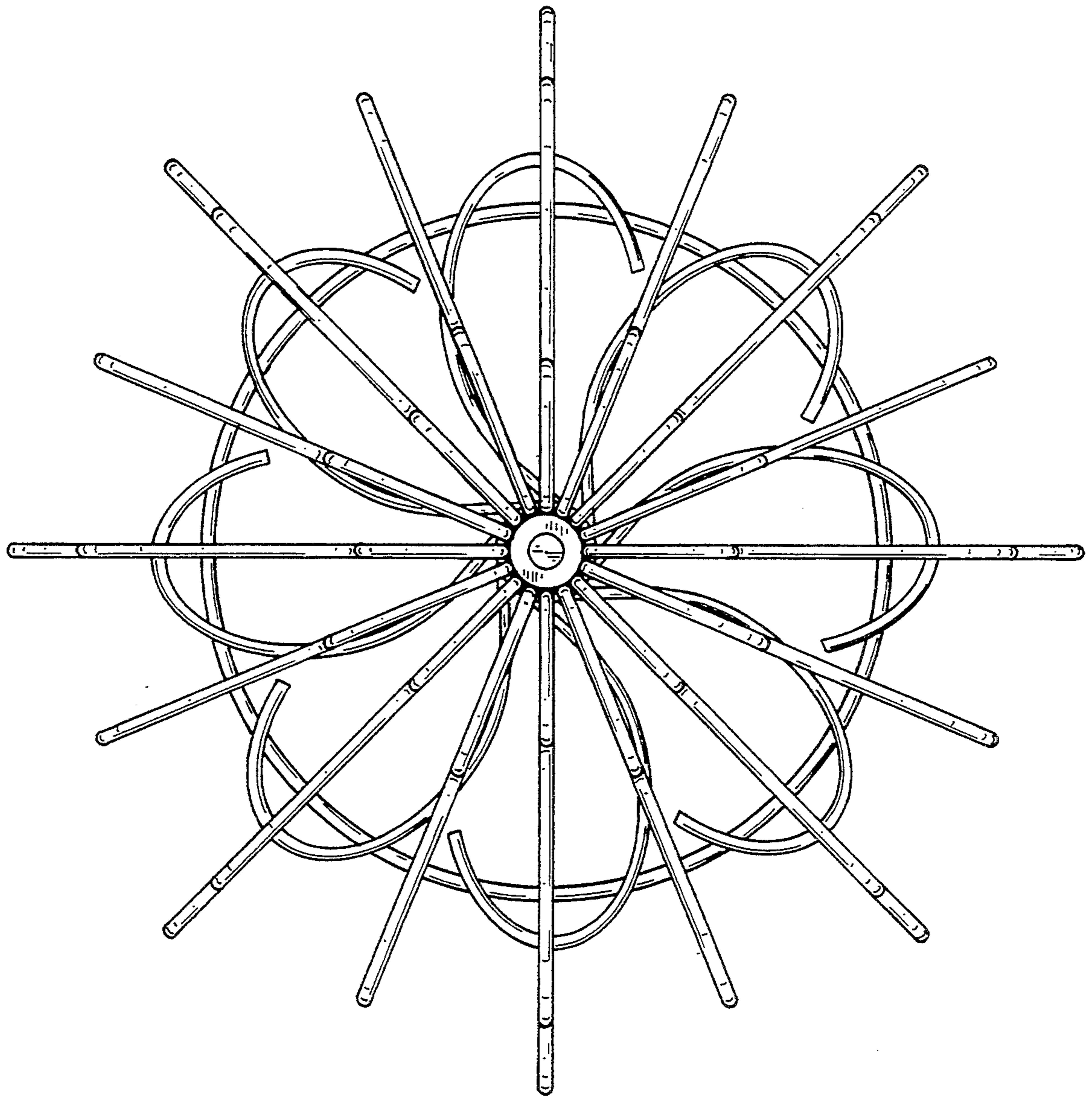


FIG. 2

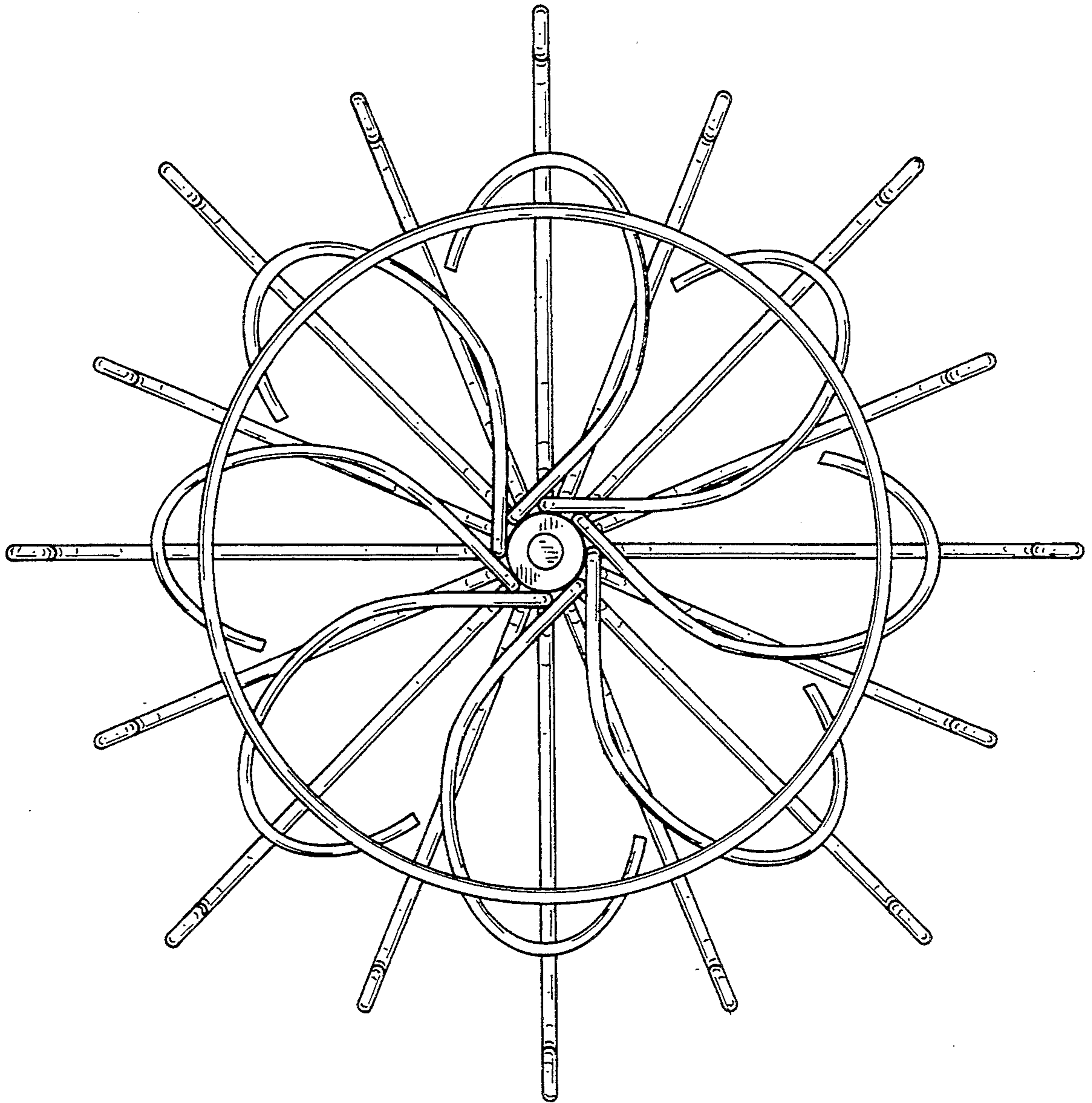


FIG. 3




FIG. 4