



US00D361211S

United States Patent [19]

[11] Patent Number: **Des. 361,211**

Kurtzuba

[45] Date of Patent: **** Aug. 15, 1995**

[54] **DISPLAY HANGER**

D. 316,571 4/1991 Romero-Comas et al. D6/316
2,446,832 8/1948 Insley D6/318

[76] Inventor: **Raymond F. Kurtzuba**, 520 N. 73rd St., Omaha, Nebr. 68114

Primary Examiner—B. J. Bullock
Attorney, Agent, or Firm—Zarley, McKee, Thomte, Voorhees & Sease; Mark D. Frederiksen

[**] Term: **14 Years**

[21] Appl. No.: **16,315**

[57] **CLAIM**

[22] Filed: **Dec. 13, 1993**

The ornamental design for a display hanger, as shown and described.

[52] U.S. Cl. **D6/316**

[58] Field of Search D6/315, 316, 318;
D2/840, 842; D20/31; 223/85; 211/113

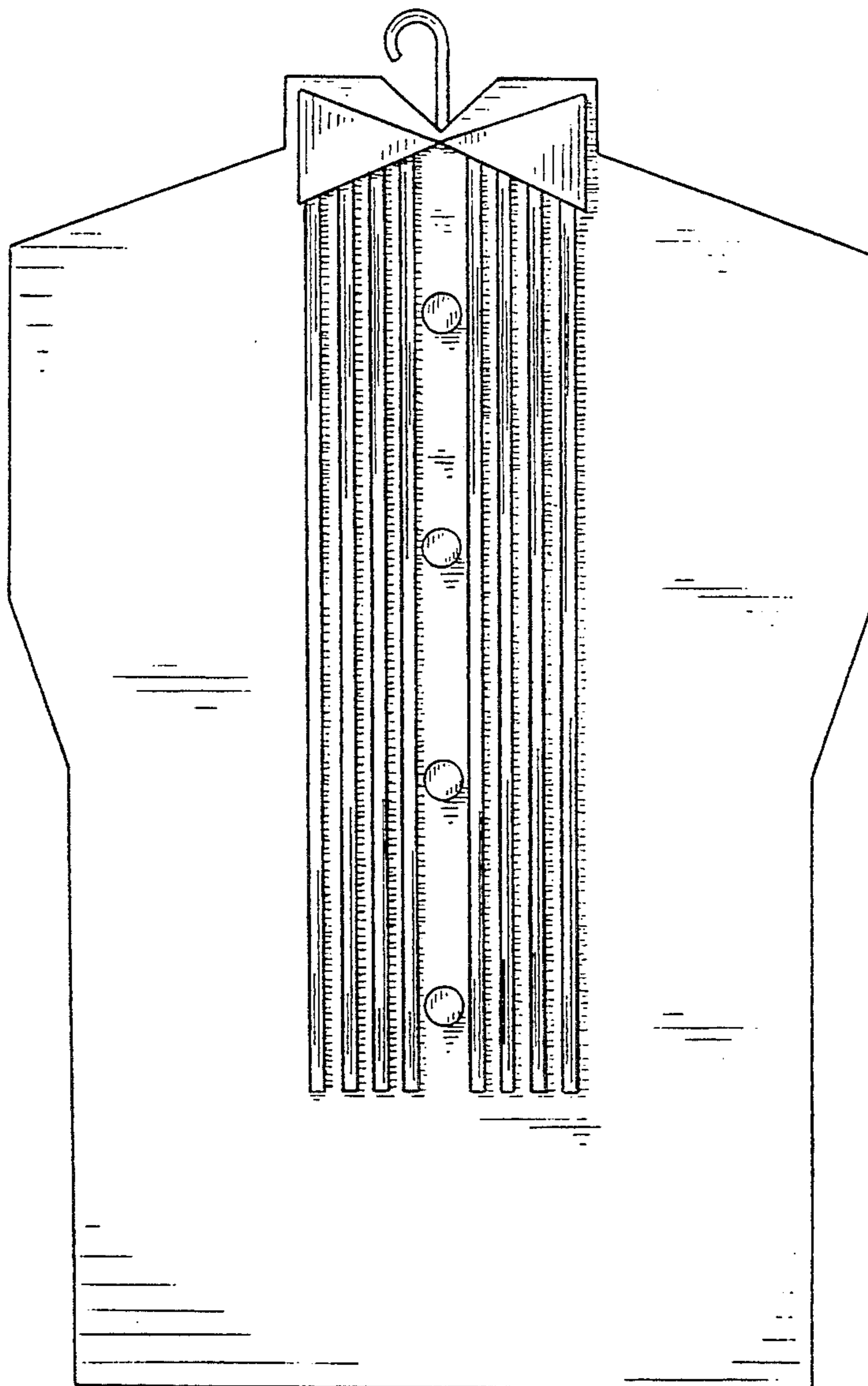
DESCRIPTION

[56] **References Cited**

U.S. PATENT DOCUMENTS

D. 158,530	5/1950	Tobin	D6/316
D. 192,838	5/1962	Howard	D6/316
D. 239,089	3/1976	Gindi	D6/316
D. 272,792	2/1984	Marx	D6/316

FIG. 1 is a rear elevational view of a display hanger showing my new design;
FIG. 2 is a front elevational view thereof;
FIG. 3 is a left elevational view thereof;
FIG. 4 is a top plan view thereof;
FIG. 5 is a bottom plan view thereof; and,
FIG. 6 is a partial sectional view taken in the direction of the arrows on line 6—6 of FIG. 5.






FIG. 1

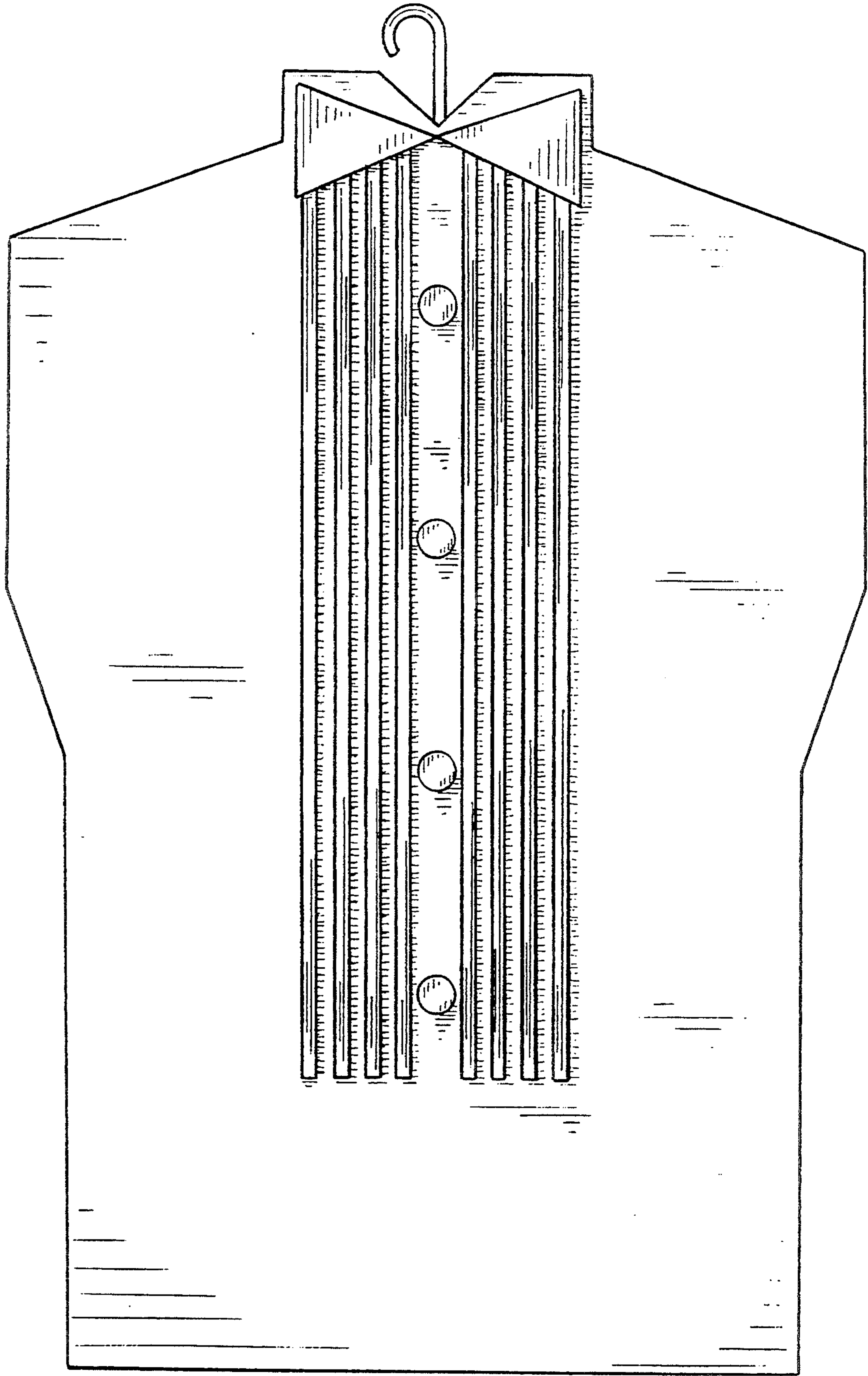


FIG. 2



FIG. 3



FIG. 4

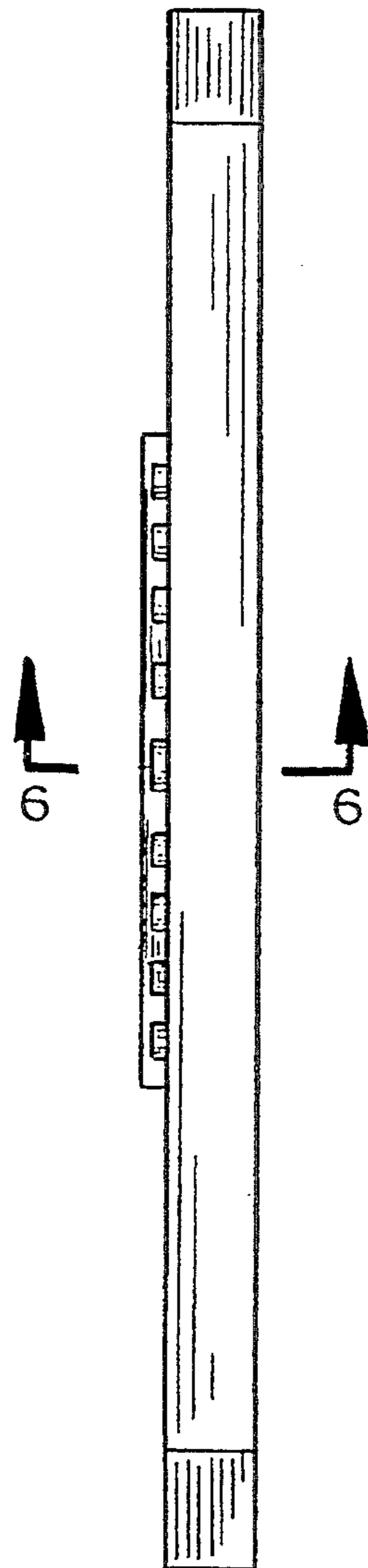


FIG. 5

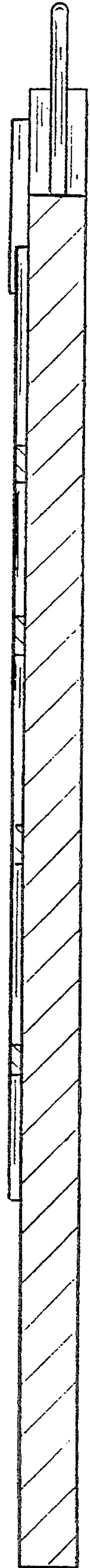


FIG. 6