



US00D361202S

# United States Patent [19]

[11] Patent Number: **Des. 361,202**

Seach

[45] Date of Patent: **\*\* Aug. 15, 1995**

[54] **EYEGLOSS HOLDER**

[76] Inventor: **Eugene Seach**, 2379 Henn-Hyde Rd.,  
NE., Warren, Ohio 44484

[\*\*] Term: **14 Years**

[21] Appl. No.: **25,202**

[22] Filed: **Jul. 21, 1994**

[52] U.S. Cl. .... **D3/266**

[58] Field of Search ..... D3/201, 219, 263, 265,  
D3/266; D16/123, 129, 130, 136; 248/205.3,  
902; 206/5

1,219,685 3/1917 Wall ..... 248/902  
 2,467,665 4/1951 Benson ..... 248/205.3  
 2,884,220 4/1959 Manley ..... 248/902  
 2,958,495 11/1960 Foster ..... 248/902  
 3,866,873 2/1975 Bohli ..... 248/205.3  
 4,867,402 9/1989 Benson et al. .... 248/902

*Primary Examiner*—C. A. Murphy  
*Attorney, Agent, or Firm*—Harpman & Harpman

### [57] CLAIM

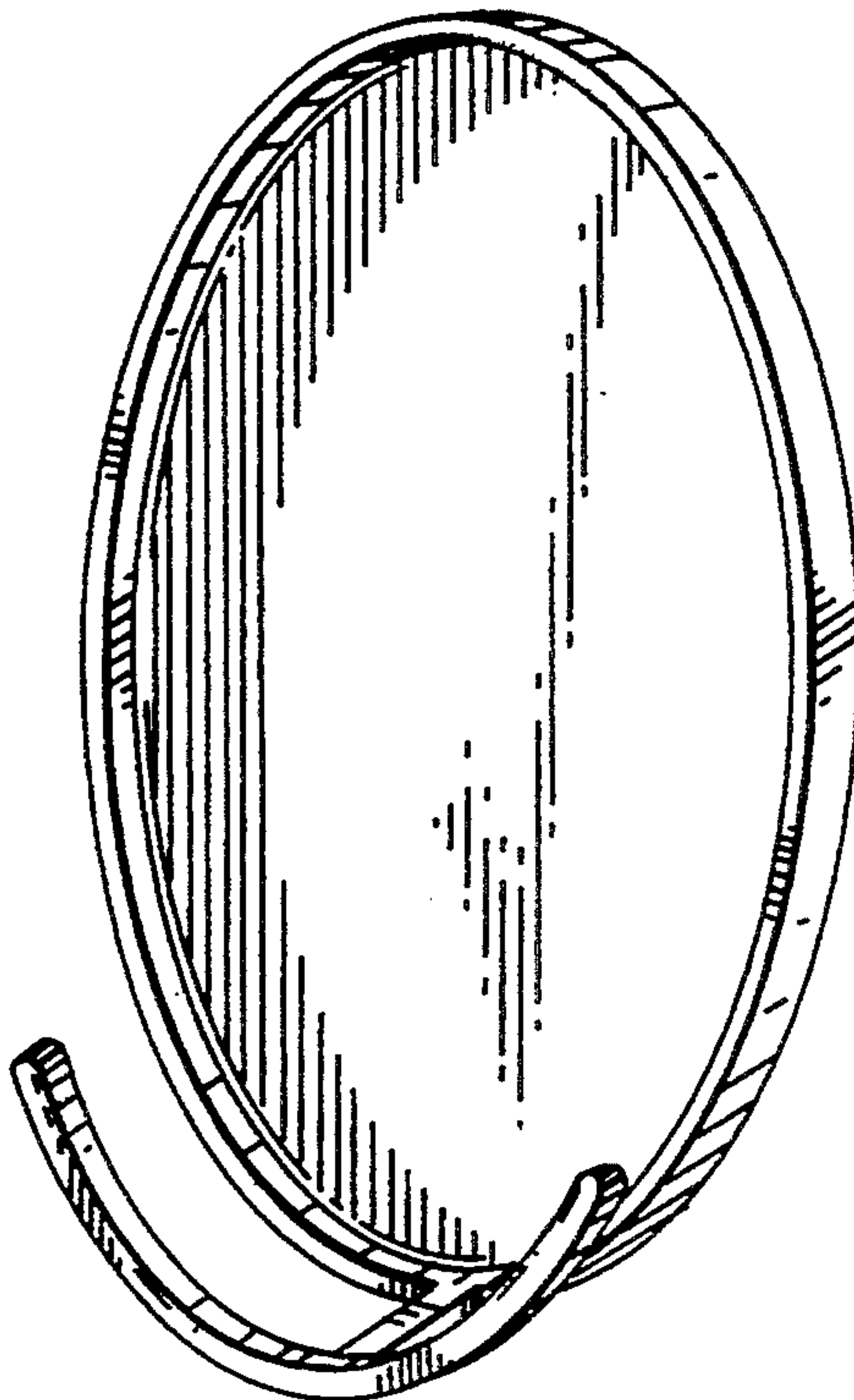
The ornamental design for an eyeglass holder, as shown and described.

### DESCRIPTION

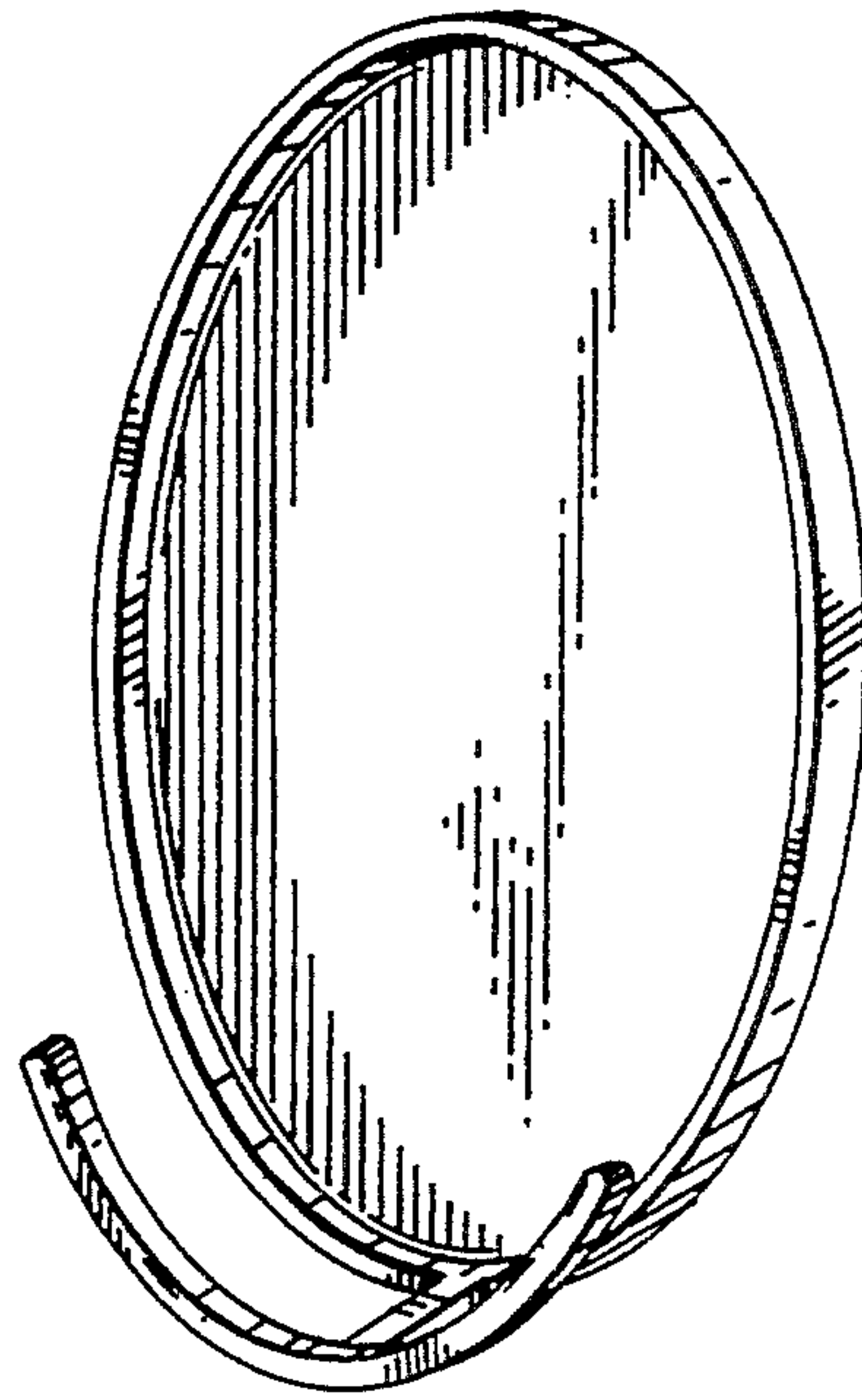
FIG. 1 is a perspective view of the eyeglass holder;  
 FIG. 2 is a right side elevational view thereof, the left  
 side view being a mirror image;  
 FIG. 3 is a rear elevational view thereof;  
 FIG. 4 is a top plan view thereof; and,  
 FIG. 5 is a bottom plan view thereof.

[56] **References Cited**  
**U.S. PATENT DOCUMENTS**

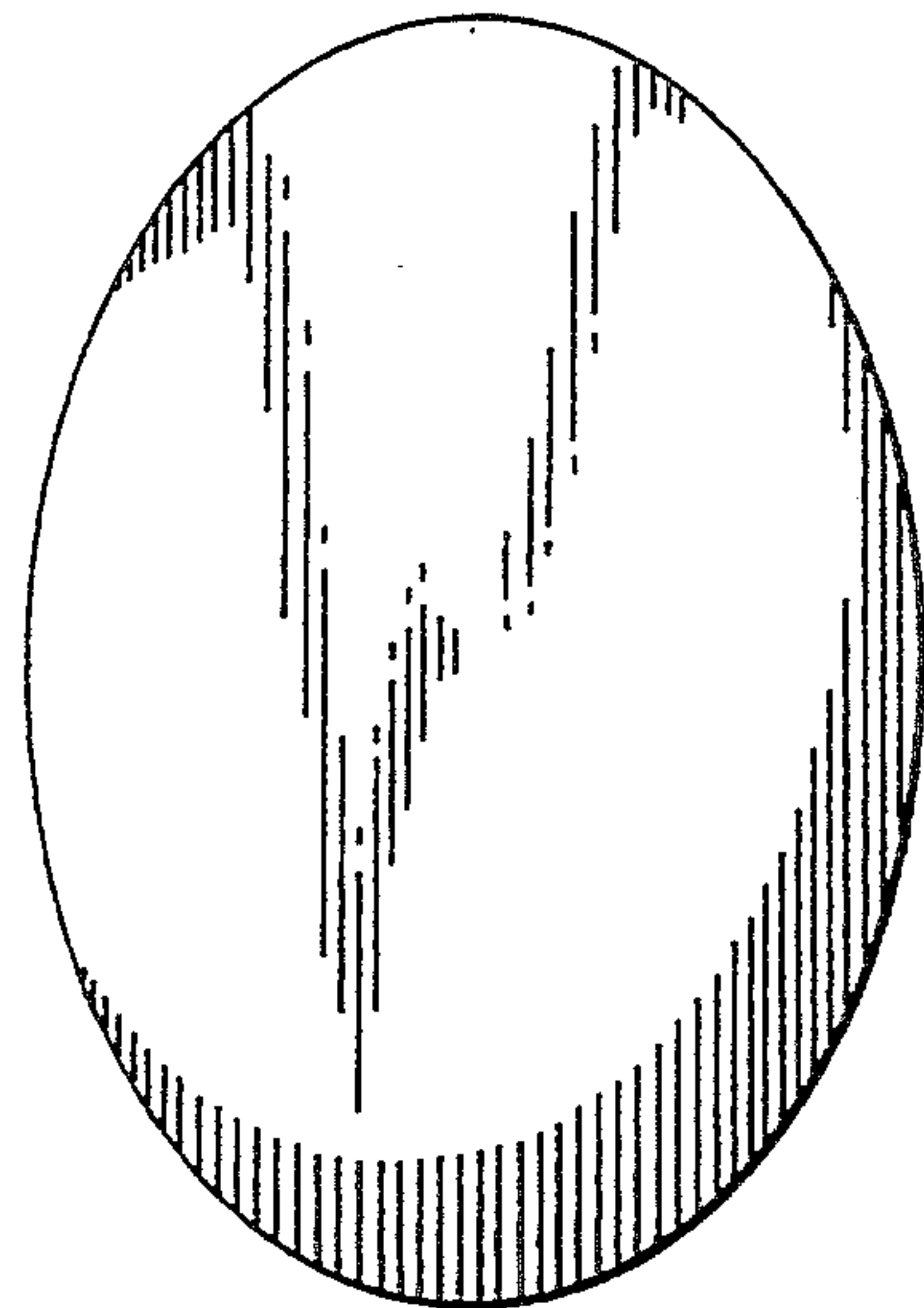
D. 260,527	9/1991	Engleman	.....	D3/266
D. 269,619	7/1983	Engleman	.....	D3/266
D. 321,199	10/1991	Souisa et al.	.....	D3/266
D. 350,436	9/1994	Seach	.....	D3/266



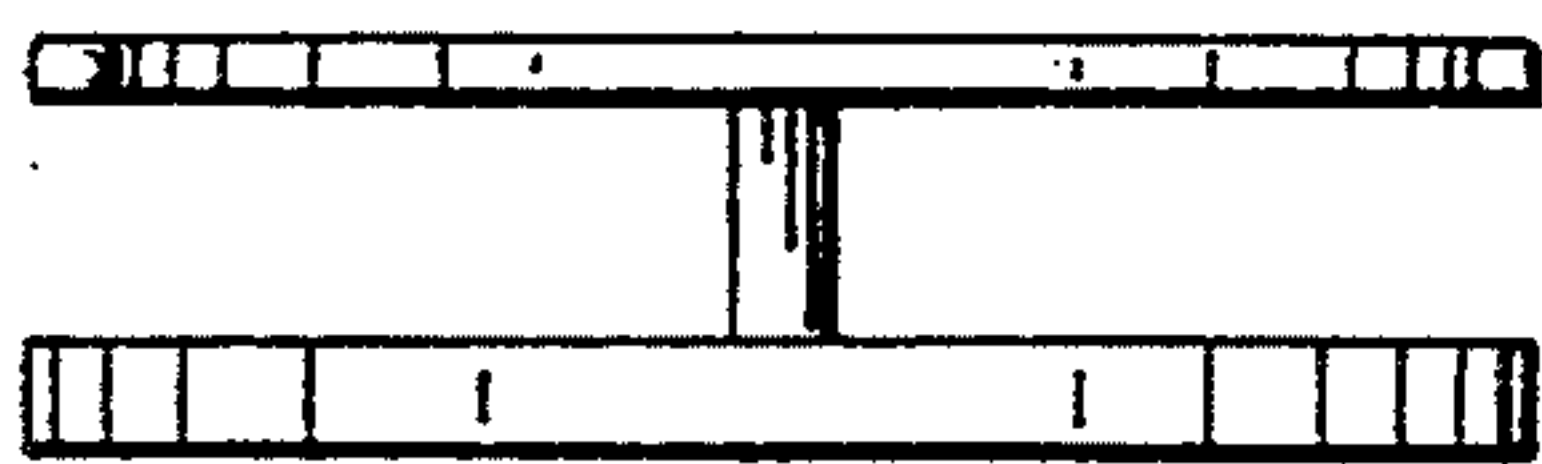
*FIG. 1*



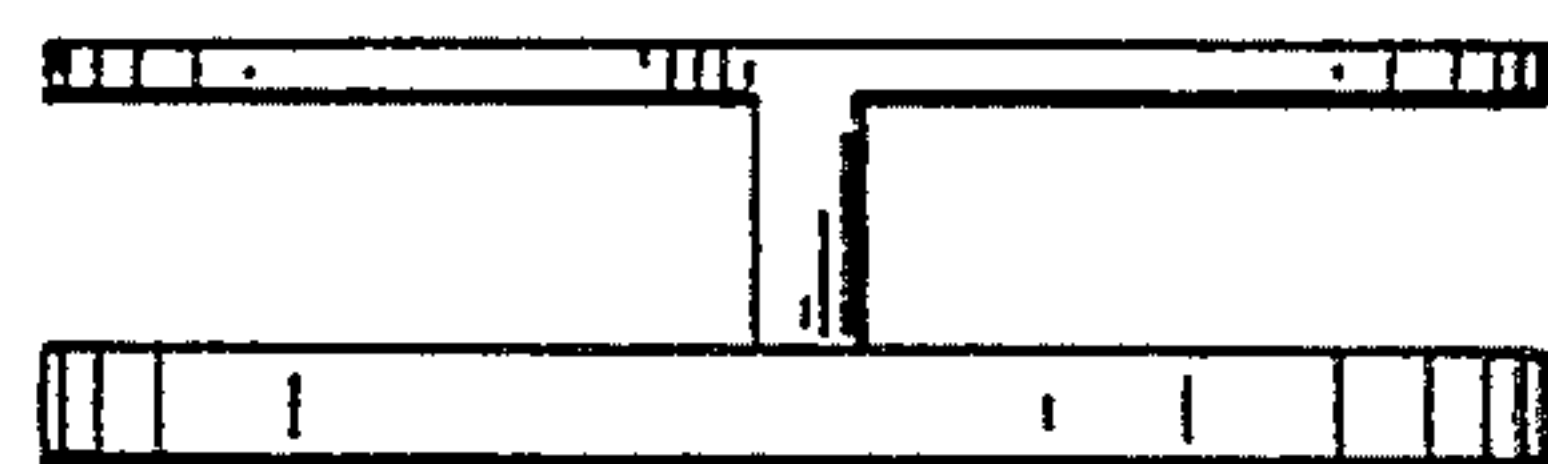
*FIG. 2*



*FIG. 3*



*FIG. 4*



*FIG. 5*