



US00D361199S

# United States Patent [19]

[11] Patent Number: **Des. 361,199**

Taylor

[45] Date of Patent: **\*\* Aug. 15, 1995**

[54] **POLICE-EQUIPMENT HOLDER WITH  
BOTTOM-FASTENING BELT LOOP**

4,511,062 4/1985 Wilkerson ..... 222/175 X  
5,002,214 3/1991 Caranci ..... 224/228 X  
5,152,442 10/1992 Gallagher ..... 224/245

[75] Inventor: **Anthony E. Taylor, LaVerne, Calif.**

*Primary Examiner*—Louis S. Zarfes  
*Assistant Examiner*—Catherine R. Oliver  
*Attorney, Agent, or Firm*—Christie, Parker & Hale

[73] Assignee: **Aetco, Inc., Pomona, Calif.**

[\*\*] Term: **14 Years**

[21] Appl. No.: **21,916**

[57] **CLAIM**

[22] Filed: **Apr. 26, 1994**

The ornamental design for police-equipment holder with bottom-fastening belt loop, as shown and described.

[52] U.S. Cl. .... **D3/226**

[58] Field of Search ..... D3/226, 215, 217, 225,  
D3/220, 229, 224, 228; 224/191, 904, 228, 246,  
914, 236, 238, 240, 252, 253, 218, 249, 222, 251,  
229, 219, 217, 249, 267, 901; 222/183, 180, 182,  
175, 47, 635

**DESCRIPTION**

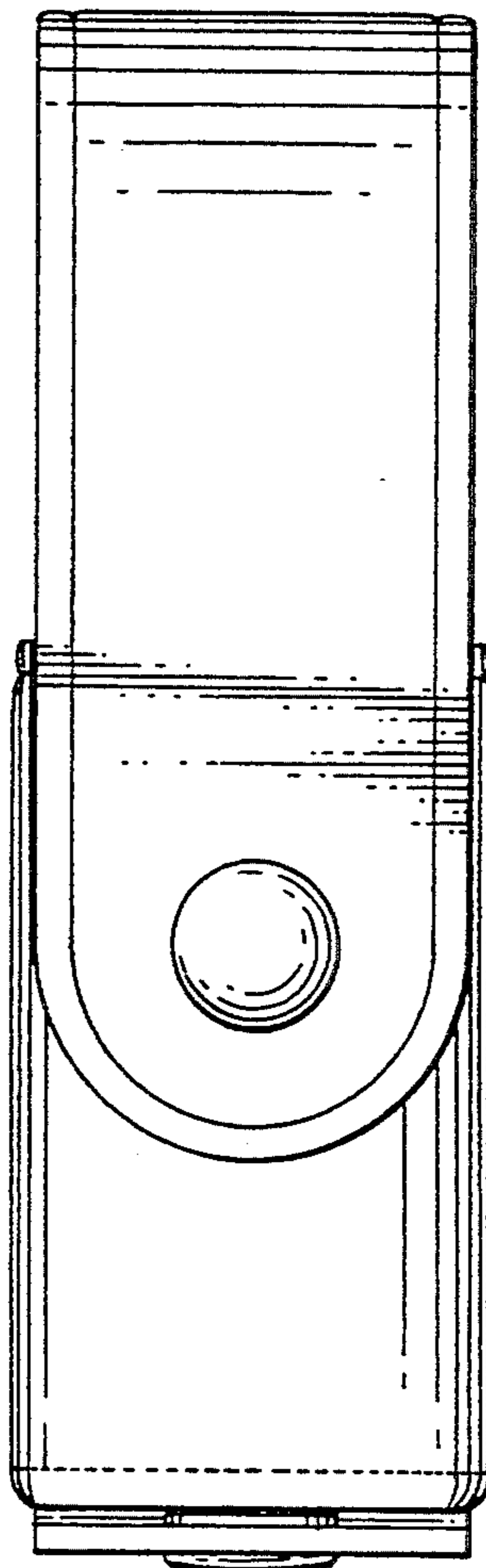
[56] **References Cited**

**U.S. PATENT DOCUMENTS**

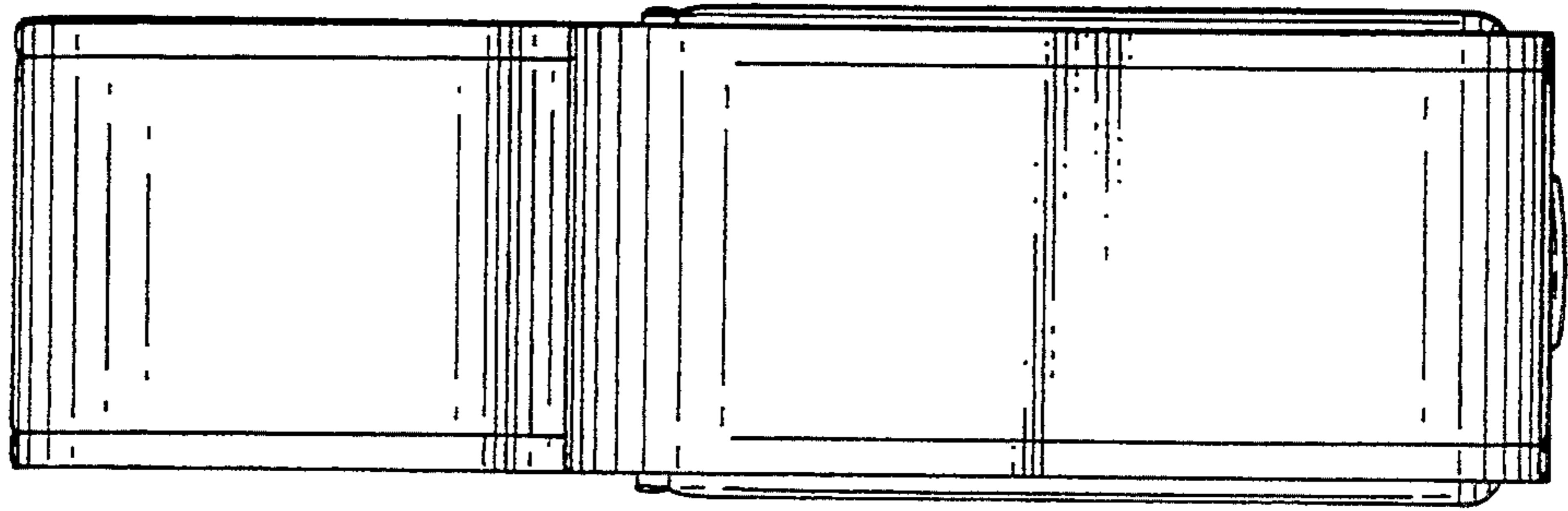
3,113,796 12/1963 Neil ..... 224/239 X  
3,769,733 11/1973 Nelson ..... 224/253 X  
4,477,005 10/1984 Martinez ..... 224/249 X

FIG. 1 is a front elevation of the holder;  
FIG. 2 is a side elevational view, the opposite side being a mirror image thereof;  
FIG. 3 is a rear elevation of the holder; and,  
FIGS. 4 and 5 are top and bottom views respectively of the holder.

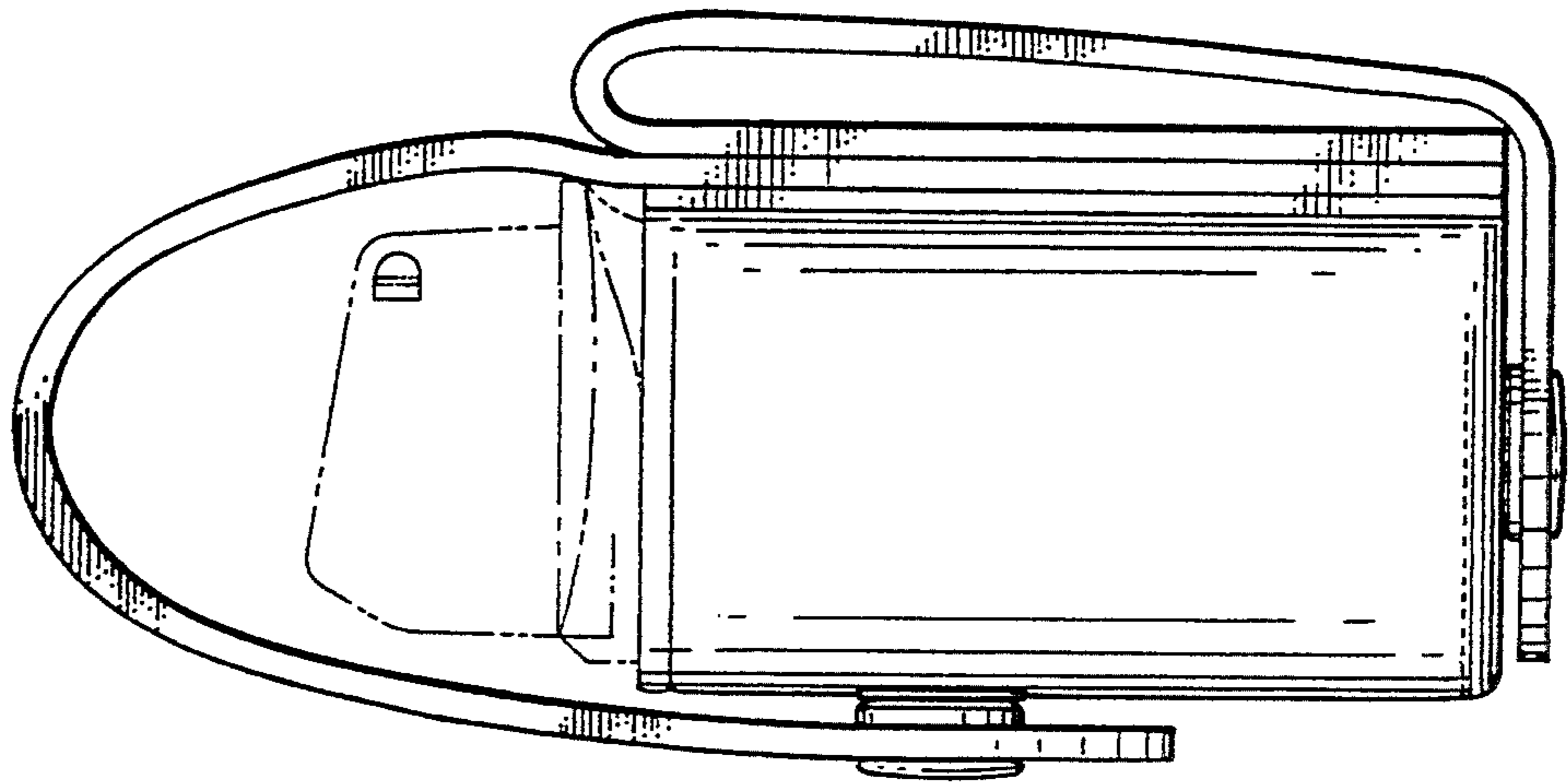
The broken line showing of a tear gas canister in FIG. 2 is for illustrative purposes only and forms no part of the claimed design.



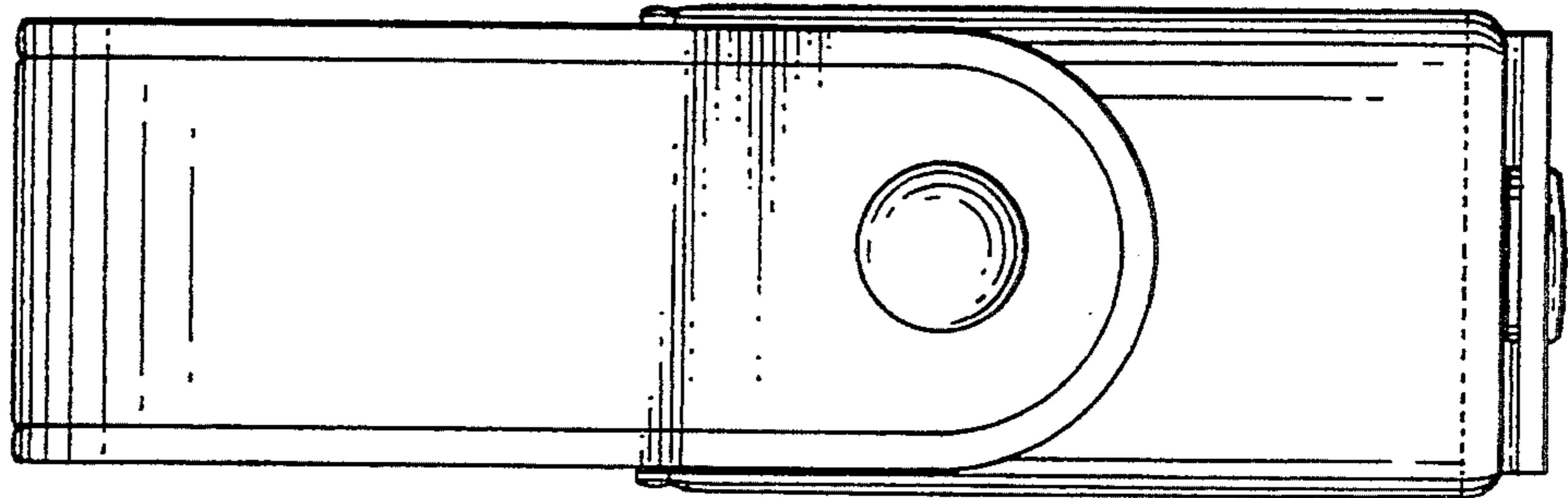
*Fig. 3*



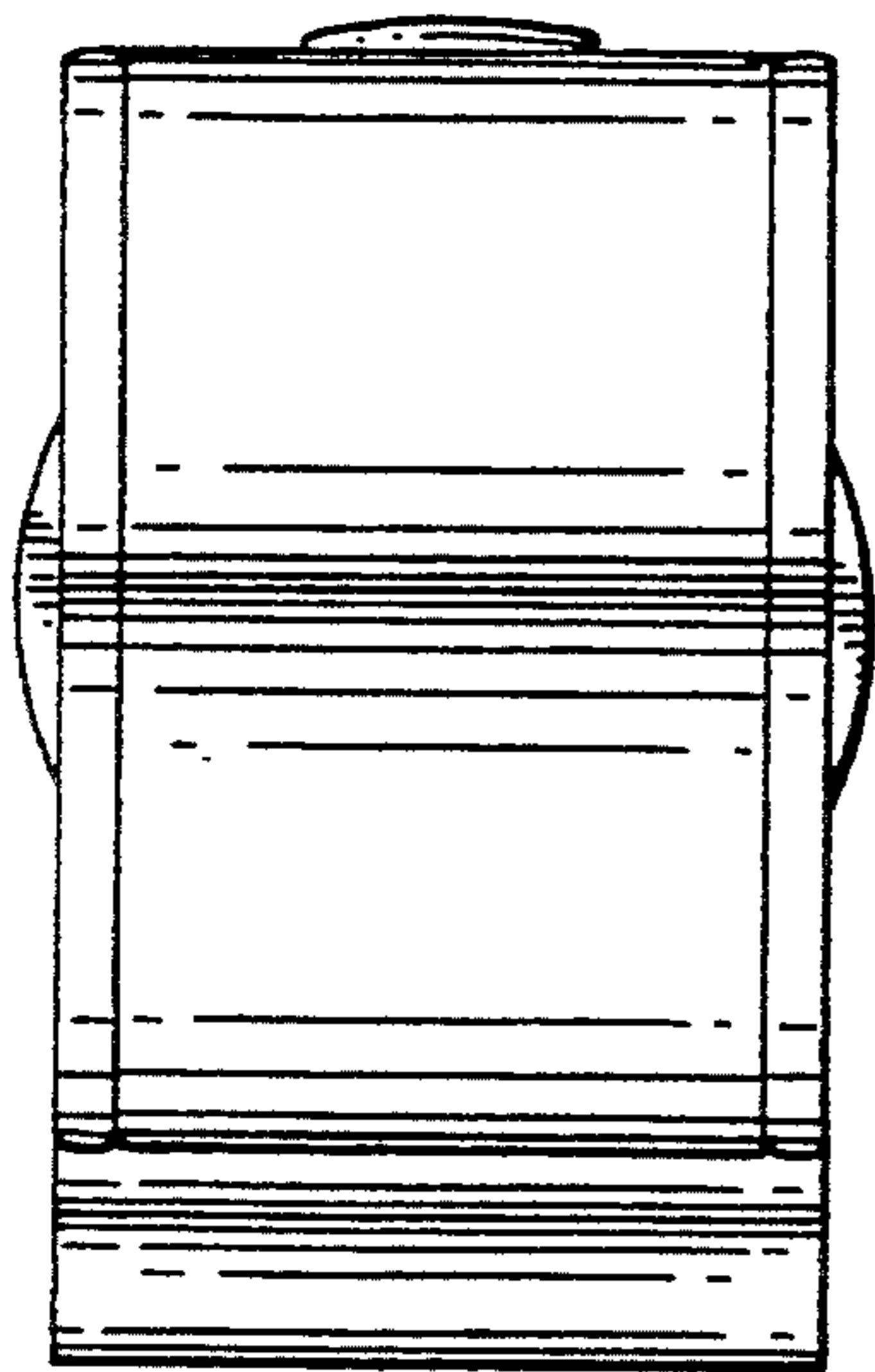
*Fig. 2*



*Fig. 1*



*Fig. 4*



*Fig. 5*

