



US00D361180S

# United States Patent [19]

[11] Patent Number: **Des. 361,180**

Van Der Zwan et al.

[45] Date of Patent: **\*\* Aug. 8, 1995**

[54] **COMBINED FOAM CLEANING AND DISINFECTING DISPENSER**

[75] Inventors: **Hugo Van Der Zwan, Veenendaal; Robert D. Hartoog, Woerden, both of Netherlands**

[73] Assignee: **Henkel-Ecolab B.V., Nieuwegein, Netherlands**

[\*\*] Term: **14 Years**

[21] Appl. No.: **7,023**

[22] Filed: **Apr. 12, 1993**

[30] **Foreign Application Priority Data**

Oct. 9, 1992 [BX] Benelux TM/Des. Off. .... 68093-04  
Oct. 9, 1992 [BX] Benelux TM/Des. Off. .... 68093-05

[52] U.S. Cl. .... **D32/30**

[58] Field of Search ..... **D32/1, 2, 3, 25, 31, D32/30; 222/105, 173, 148-151, 23, 14, 71; 134/93; D6/542, 543, 544, 545**

[56] **References Cited**

**U.S. PATENT DOCUMENTS**

D. 209,038 10/1967 Watson ..... D6/545  
D. 279,530 7/1985 Von Buelovo ..... D6/545  
D. 306,923 3/1990 Bodecker et al. .... D32/25  
D. 322,377 12/1991 Fender ..... D6/545  
D. 324,619 3/1992 Comstock et al. .... D6/544

D. 332,368 1/1993 Hines et al. .... D6/545  
D. 340,823 11/1993 Bunscooten et al. .... D6/545  
D. 344,166 2/1994 Jones ..... D32/30  
D. 345,636 3/1994 Naporano ..... D32/30

*Primary Examiner*—Ruth McInroy  
*Attorney, Agent, or Firm*—Abelman, Frayne & Schwab

[57] **CLAIM**

The ornamental design for a combined foam cleaning and disinfecting dispenser, as shown and described.

**DESCRIPTION**

FIG. 1 is a front perspective view of a combined foam cleaning and disinfecting dispenser showing our new design;

FIG. 2 is a front elevational view thereof, the rear view being plain and undecorated;

FIG. 3 is a right side elevational view thereof, the left side being a mirror image;

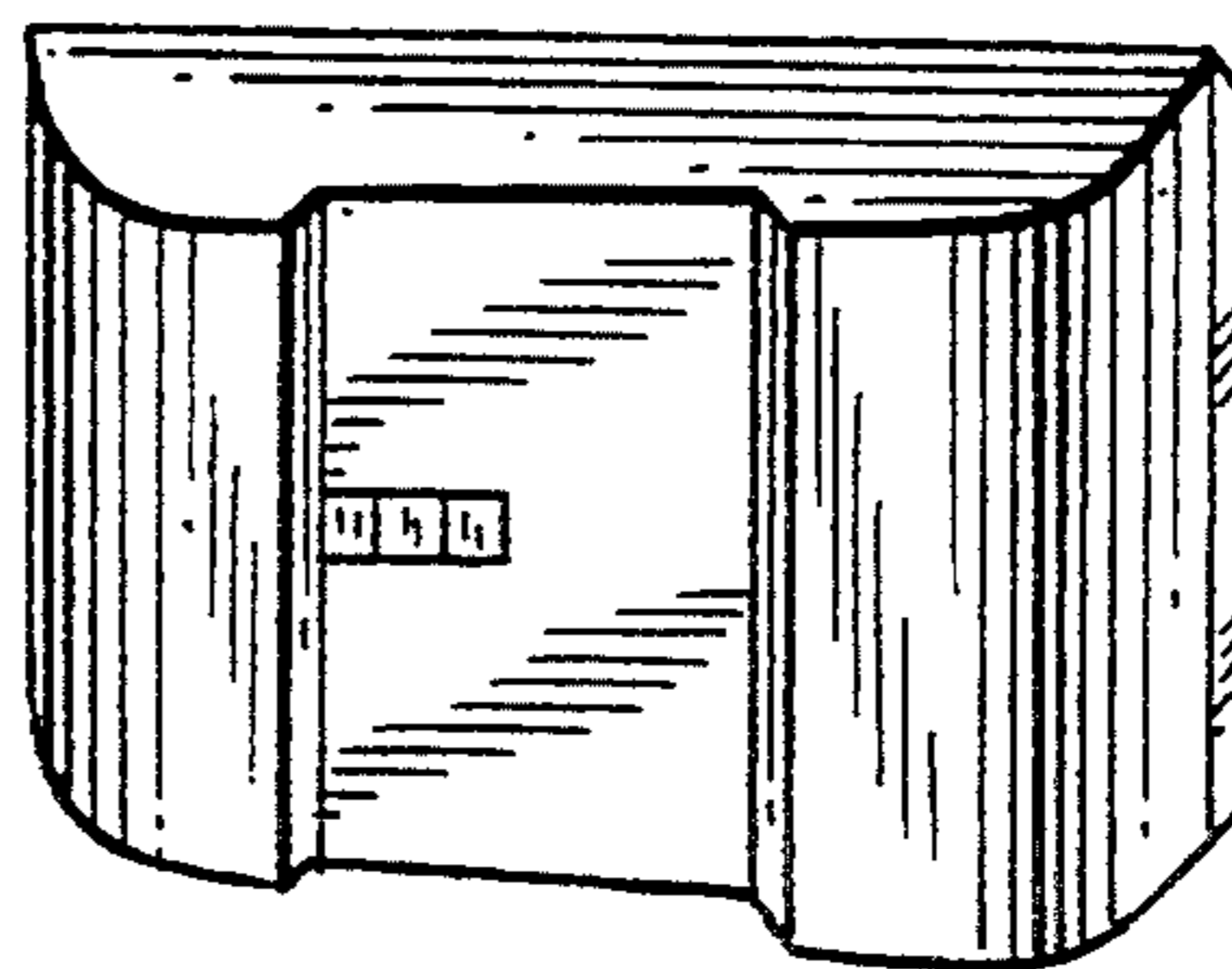
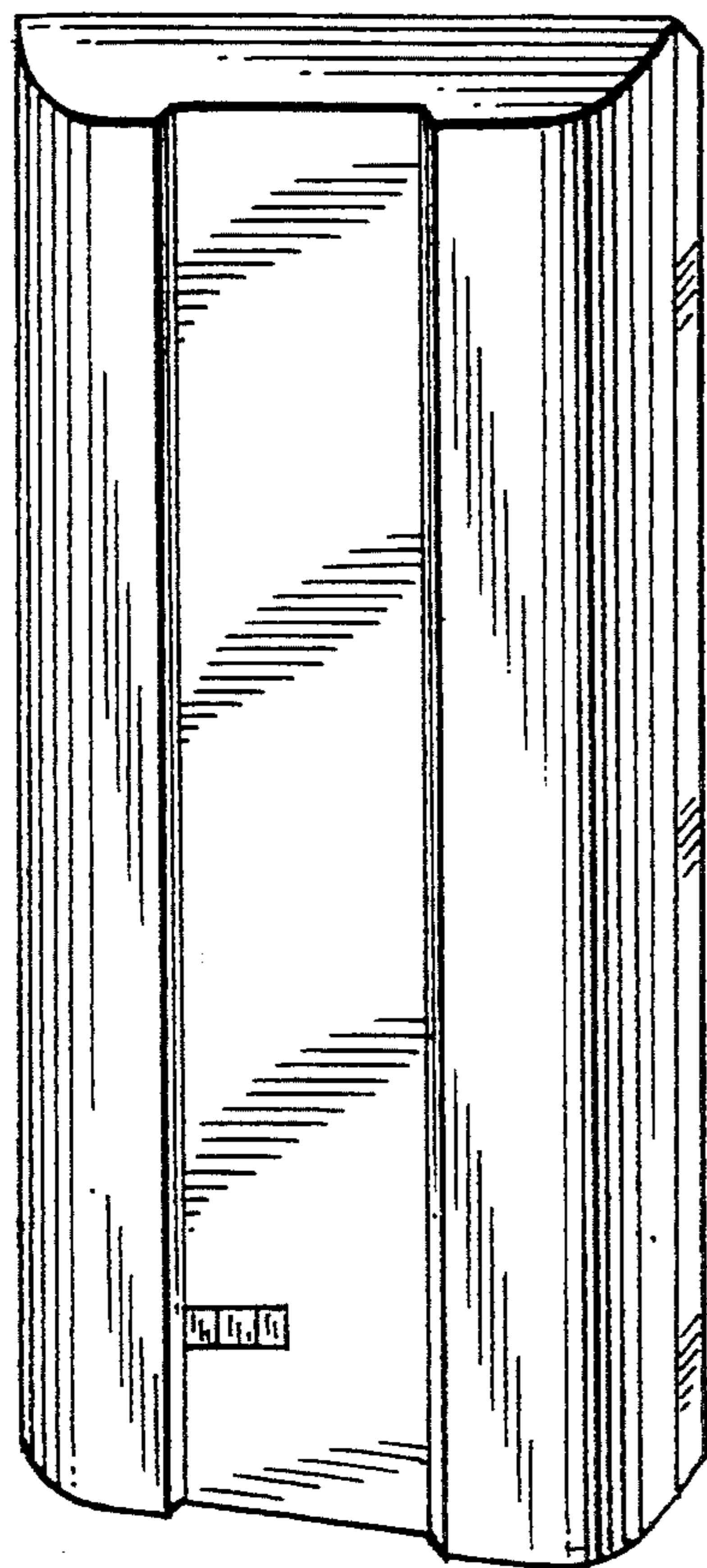
FIG. 4 is a top plan view thereof, the bottom view being plain and undecorated;

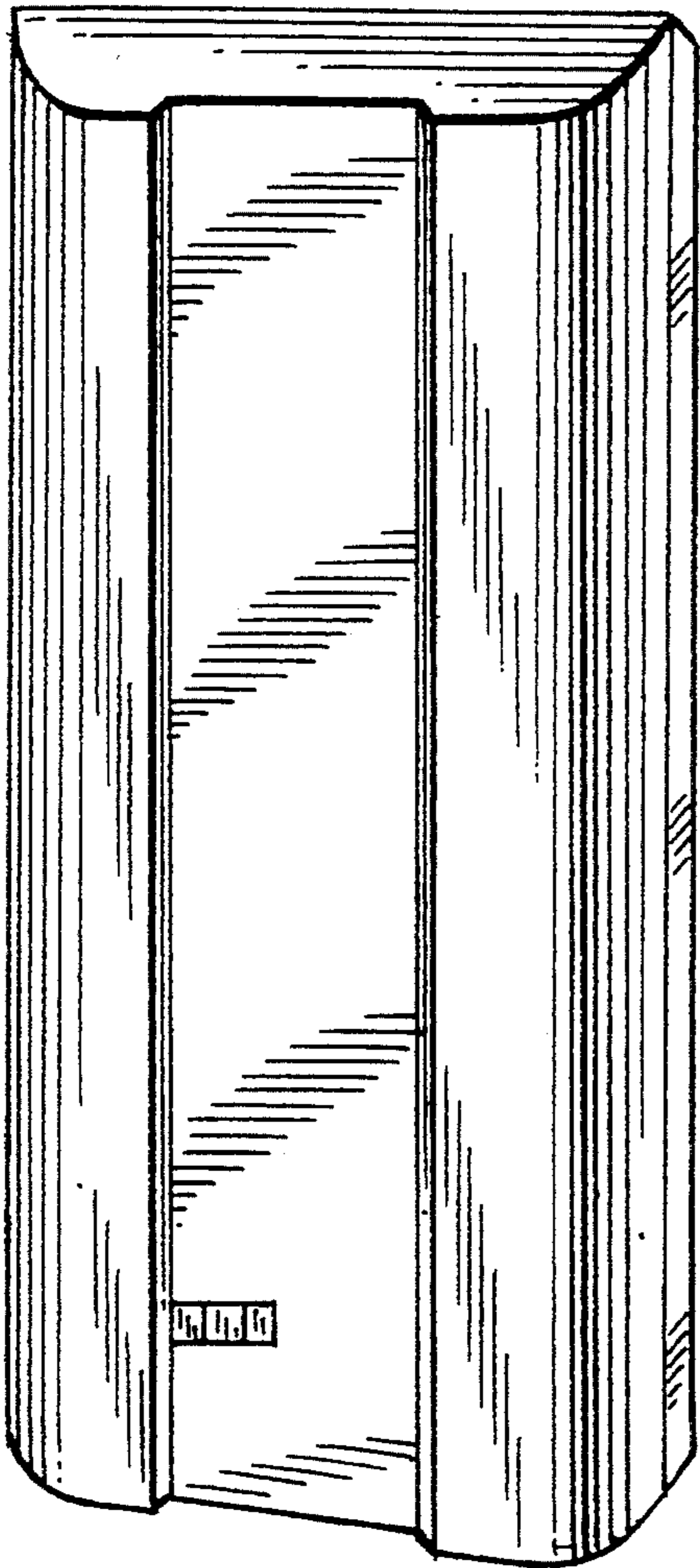
FIG. 5 is a perspective view of a second embodiment thereof;

FIG. 6 is a front elevational view thereof, the rear view being plain and undecorated;


FIG. 7 is a right side elevational view thereof, the left side being a mirror image; and,

FIG. 8 is a top plan view thereof, the bottom view being plain and undecorated.






*FIG. 1*





*FIG. 2*

*FIG. 3*

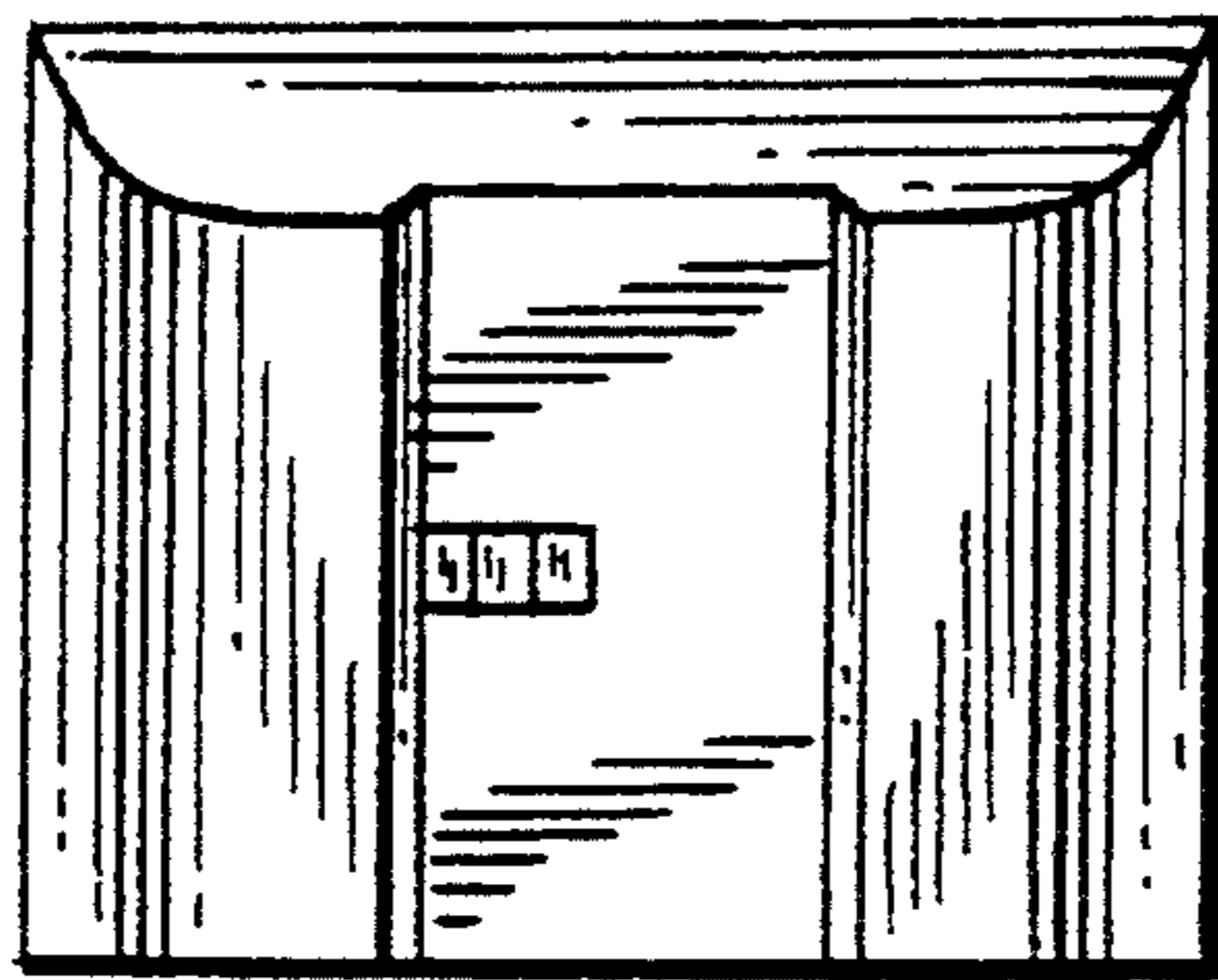


*FIG. 4*







*FIG. 5*



*FIG. 6*



*FIG. 7*



*FIG. 8*