



US00D361178S

# United States Patent [19] Piret

[11] Patent Number: **Des. 361,178**

[45] Date of Patent: **\*\* Aug. 8, 1995**

[54] **ELECTRIC VACUUM CLEANER**

[56]

### References Cited

#### U.S. PATENT DOCUMENTS

[75] Inventor: **Philippe Piret, Ifs, France**  
  
[73] Assignee: **Moulinex (Societe Anonyme),  
Bagnolet, France**  
  
[\*\*] Term: **14 Years**  
  
[21] Appl. No.: **23,915**

D. 182,364 3/1958 Jepson et al. .... D32/23  
D. 183,961 11/1958 Chapman ..... D32/21  
D. 315,624 3/1991 Kimura et al. .... D32/23  
5,144,716 9/1992 Watanabe et al. .... 15/327.1  
5,284,522 2/1994 Kobayashi et al. .... 15/319

*Primary Examiner*—Ruth McInroy  
*Attorney, Agent, or Firm*—Young & Thompson

[57]

### CLAIM

The ornamental design for an electric vacuum cleaner, as shown and described.

[22] Filed: **Jun. 2, 1994**

### DESCRIPTION


#### [30] Foreign Application Priority Data


Dec. 9, 1993 [FR] France ..... 93 6450

[52] U.S. Cl. .... **D32/21**

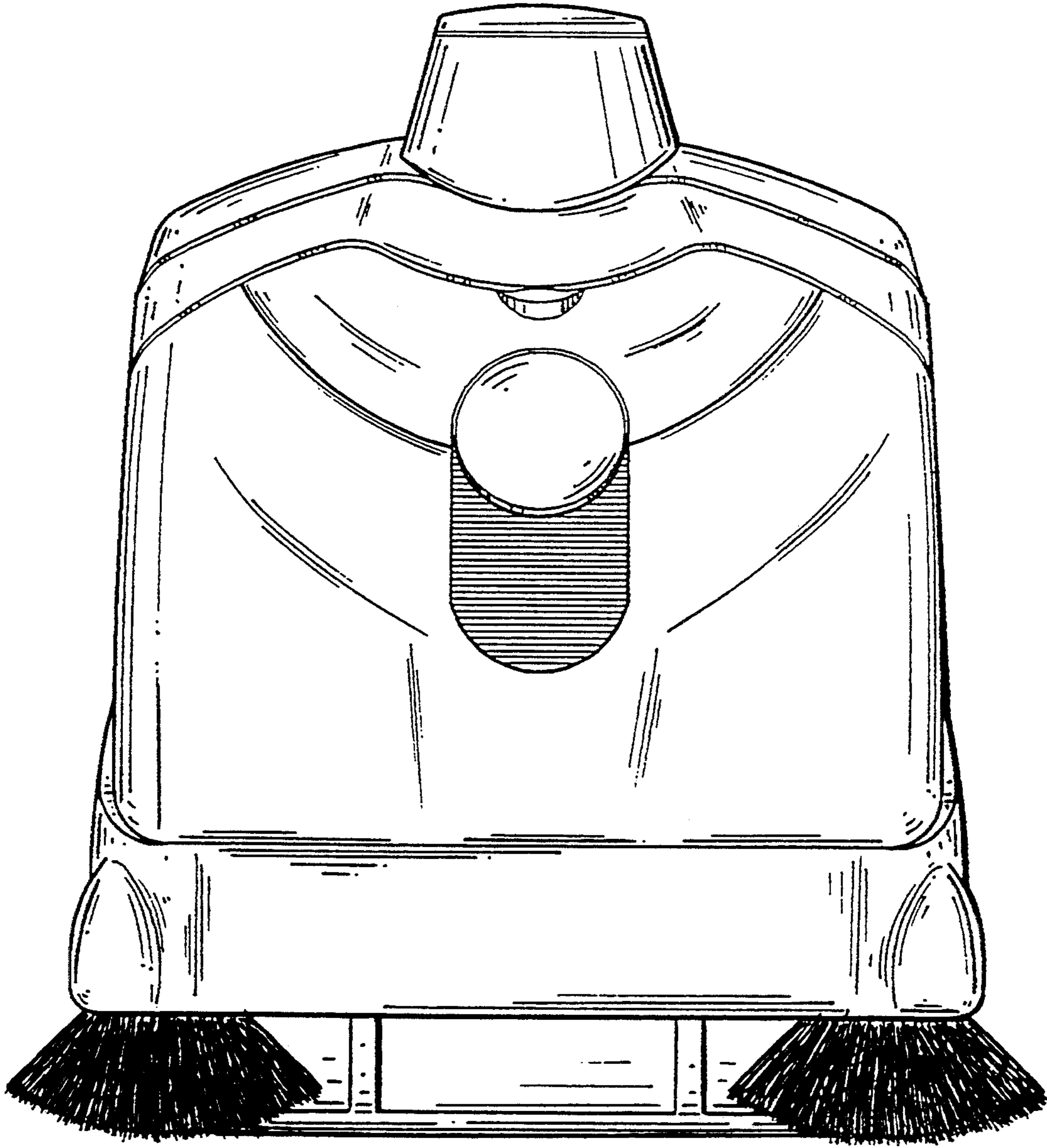
[58] Field of Search ..... D32/21, 23, 15-16;  
15/327.1, 327.4, 49.1, 32.1, 79.2, 340.1, 340.2,  
340.4, 319; 318/568.11, 568.12; 901/40, 41

FIG. 1 is a front, top and side perspective view of an electric vacuum cleaner showing my new design.  
FIG. 2 is a front elevational view thereof;  
FIG. 3 is a left side elevational view thereof, the right side being a mirror image;  
FIG. 4 is a rear elevational view thereof;  
FIG. 5 is a top plan view thereof; and,  
FIG. 6 is a bottom plan view thereof.

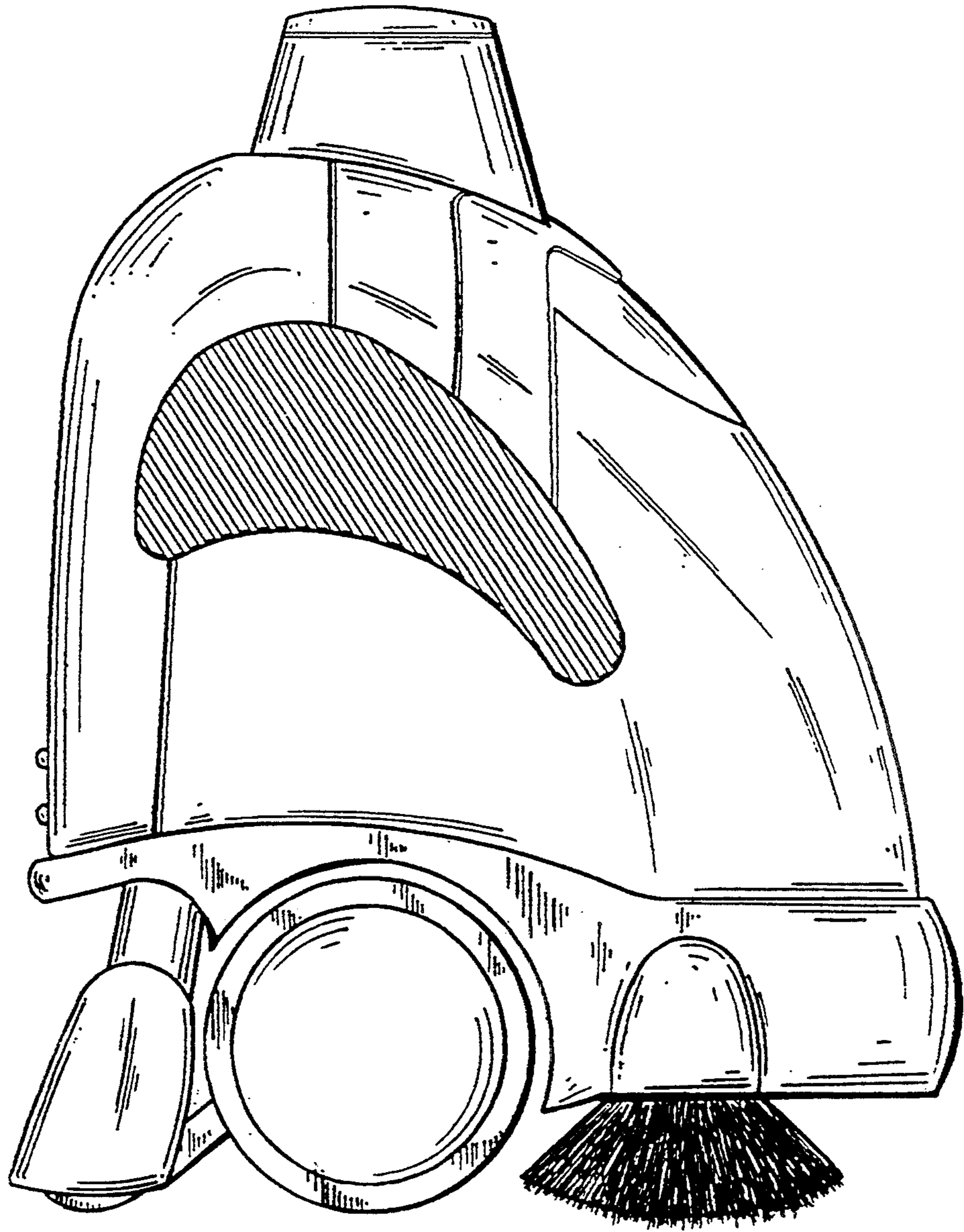




**FIG. 1**



*FIG. 2*



**FIG. 3**

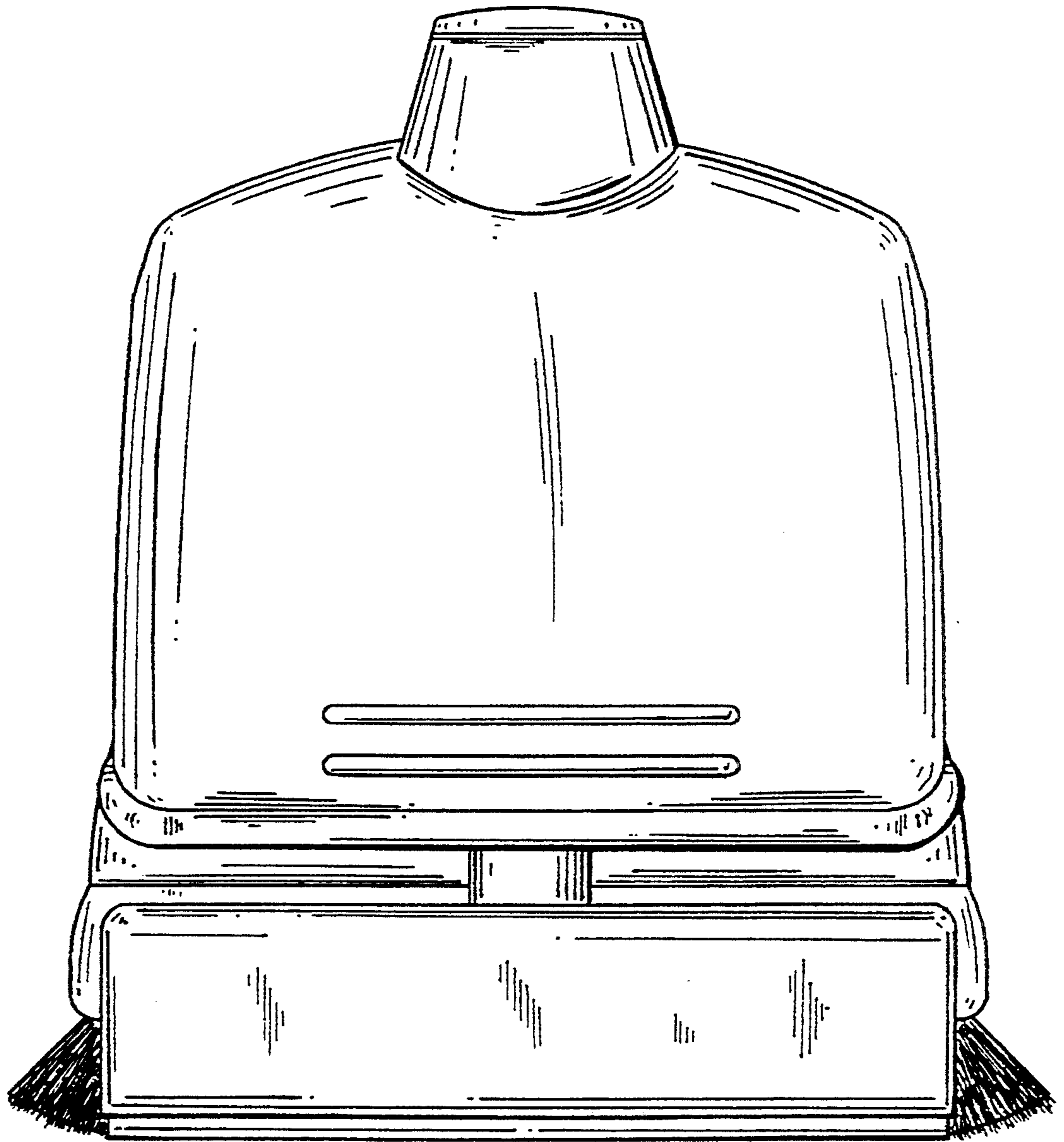


FIG. 4

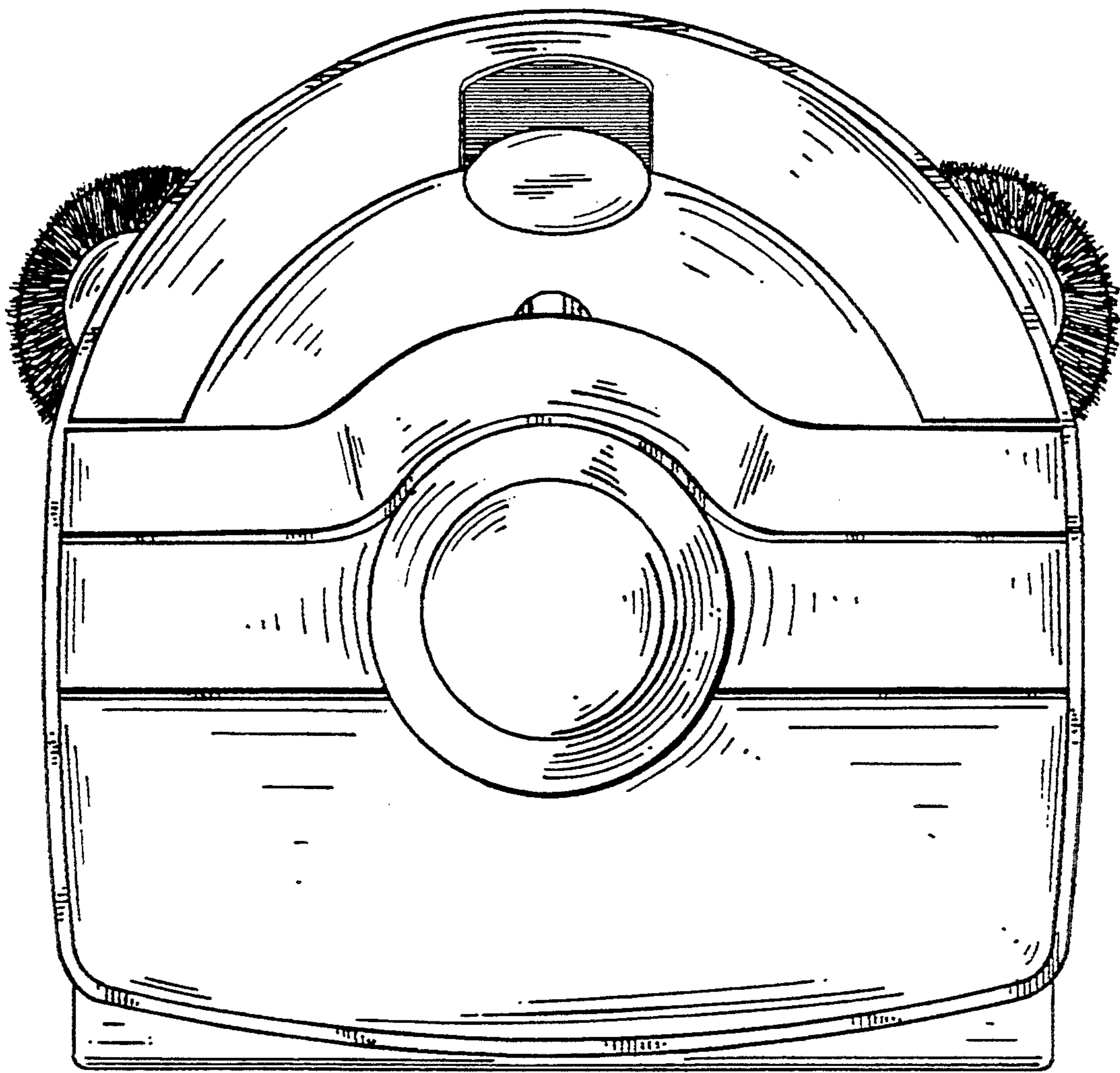



FIG. 5



**FIG. 6**