



US00D361170S

United States Patent [19]

[11] Patent Number: Des. 361,170

Hashimoto

[45] Date of Patent: ** Aug. 8, 1995

[54] **AQUARIUM TANK**

[75] Inventor: **Hiroaki Hashimoto**, Showamachi, Japan

[73] Assignee: **Nisso Industry Co., Ltd.**, Tokyo, Japan

[**] Term: **14 Years**

[21] Appl. No.: **16,241**

[22] Filed: **Dec. 10, 1993**

[52] U.S. Cl. **D30/101**

[58] Field of Search 119/269, 245, 248, 267, 119/265, 266, 246; D30/101, 104, 106, 107; D11/145; 47/69 T

60-34401 8/1985 Japan .
 60-34402 8/1985 Japan .
 60-34403 8/1985 Japan .
 60-34404 8/1985 Japan .
 60-34405 8/1985 Japan .
 61-8076 3/1986 Japan .
 61-8077 3/1986 Japan .
 63-31001 8/1988 Japan .
 1-33847 9/1989 Japan .
 2-39818 11/1990 Japan .
 2-39819 11/1990 Japan .

OTHER PUBLICATIONS

Hagan brochure for Aquariums; Cover photo.
 Rain Forest Aquarium Japanese Brochure; Cover photo.
 Para Atollo Aqua-Rama System brochure; 950 & 645 Aquariums; back cover photo.

Primary Examiner—Cathy Anne MacCormac
Attorney, Agent, or Firm—Oblon, Spivak, McClelland, Maier & Neustadt

[56] **References Cited**
U.S. PATENT DOCUMENTS

D. 158,074 4/1950 Hollick-Smith D30/101
 D. 230,742 3/1974 Rehlaender 119/265
 305,720 9/1884 Sperber 47/69 T
 D. 347,911 6/1994 Tominaga D30/101
 4,078,522 3/1978 Akers 119/266
 4,094,271 6/1978 Louis 119/245
 4,191,129 3/1980 Renny 119/269
 4,889,973 12/1989 Farinacci et al. 119/269

[57] CLAIM

The ornamental design for an aquarium tank, as shown and described.

FOREIGN PATENT DOCUMENTS

988375 5/1976 Canada 119/269
 122175 10/1984 European Pat. Off. 119/248
 1045329 11/1953 France 119/266
 1267479 6/1991 France 119/245
 1133175 7/1962 Germany 119/266
 2150023 4/1973 Germany 119/269
 59-18460 5/1984 Japan .
 59-18461 5/1984 Japan .
 60-31014 7/1985 Japan .
 60-31016 7/1985 Japan .

DESCRIPTION

FIG. 1 is a top and right front perspective view of an aquarium tank, showing my new design;
 FIG. 2 is another perspective view showing the cover open;
 FIG. 3 is a a top, rear and left side perspective view thereof;
 FIG. 4 is a top plan view thereof; and,
 FIG. 5 is a right side elevational view thereof, the left side being shown in FIG. 3.
 The bottom is plain and unornamental.

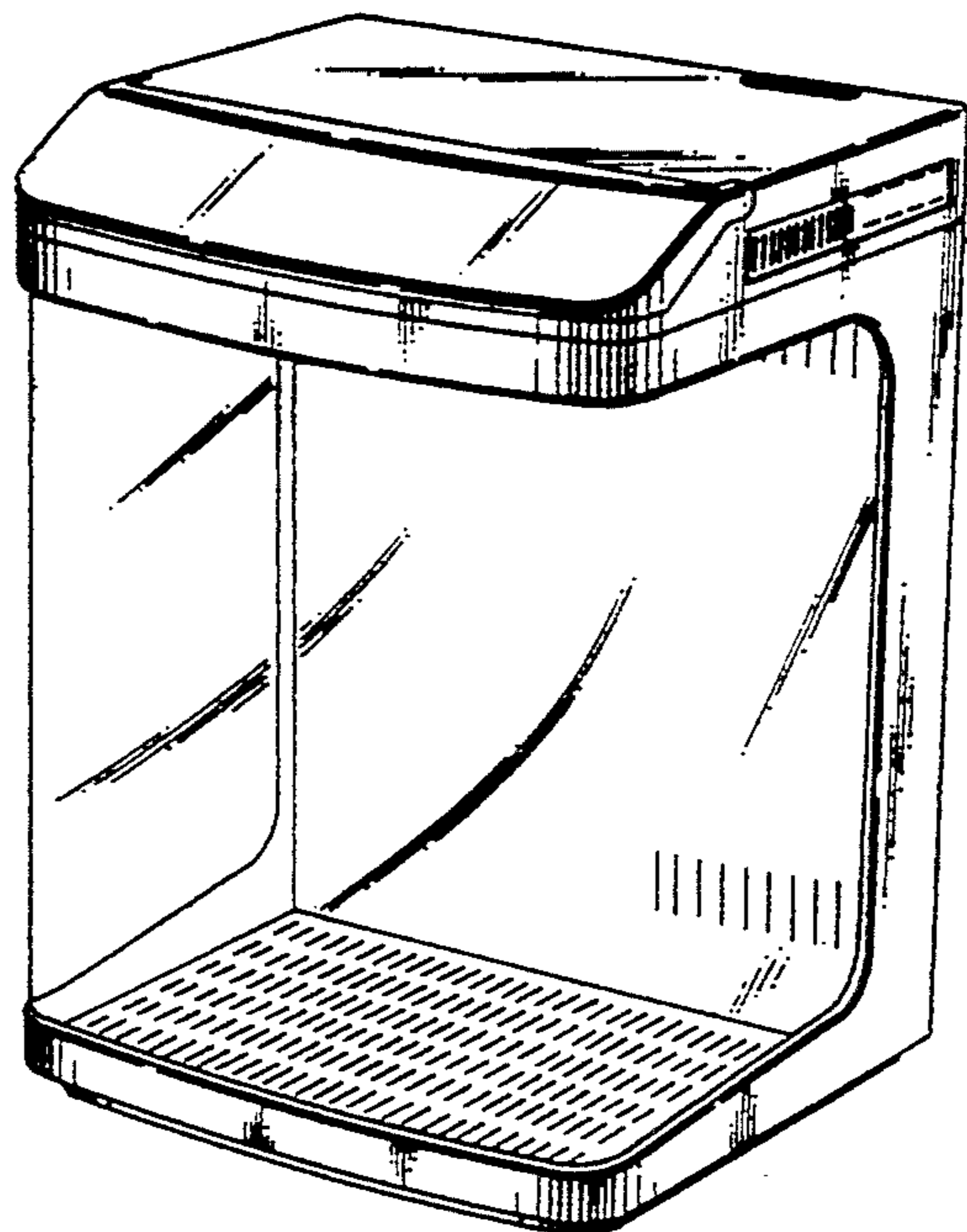


FIG.1

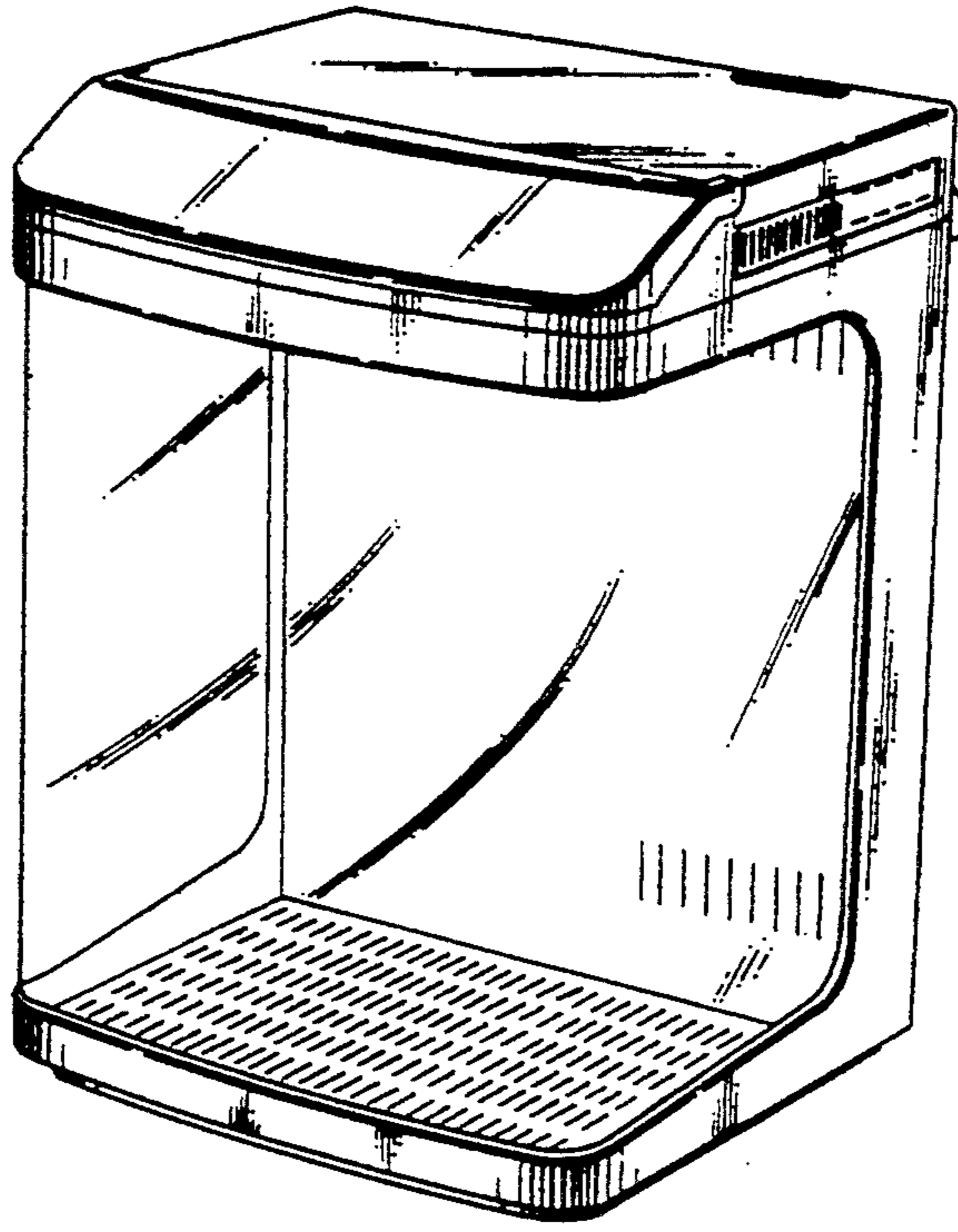


FIG.2

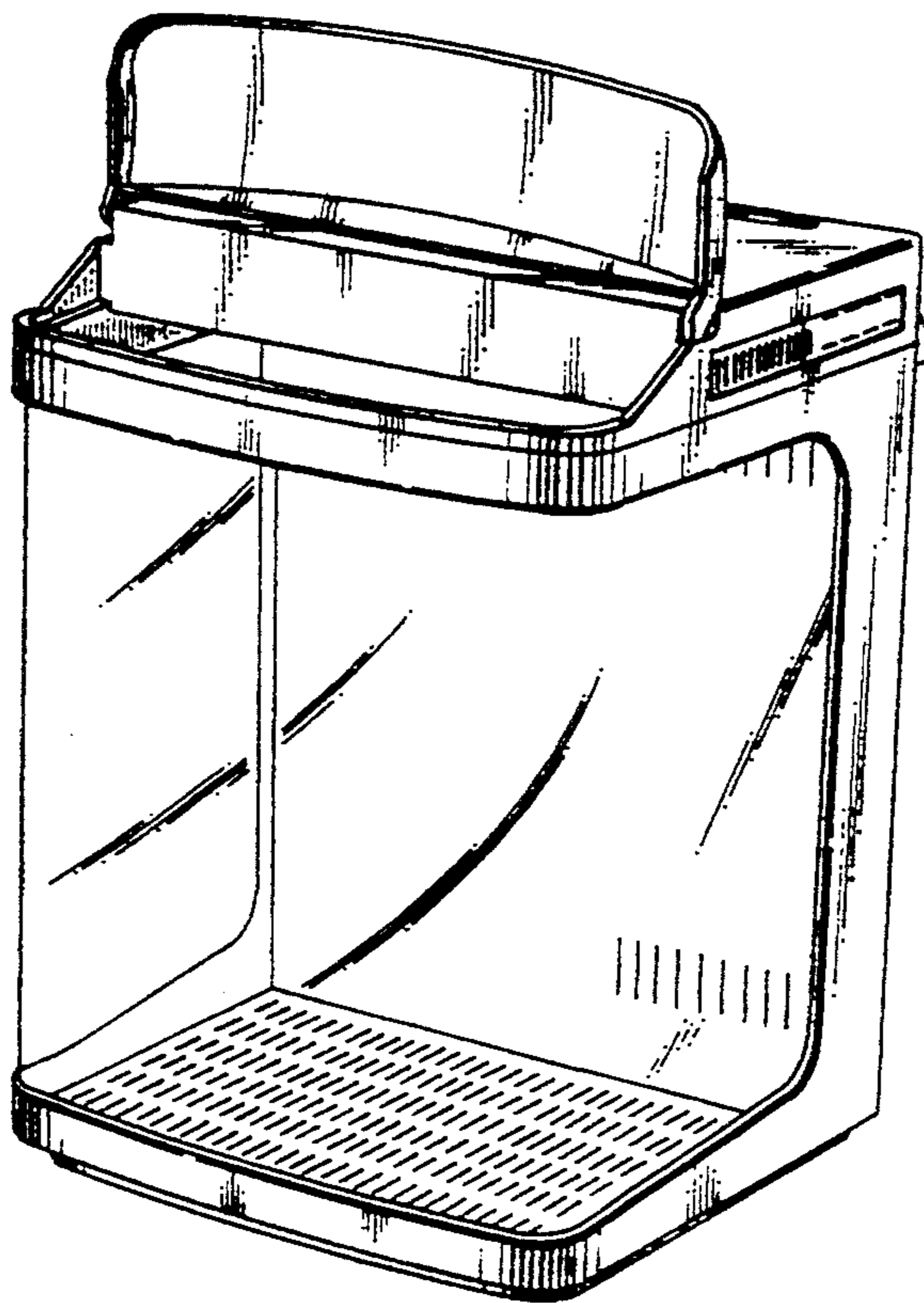


FIG. 3

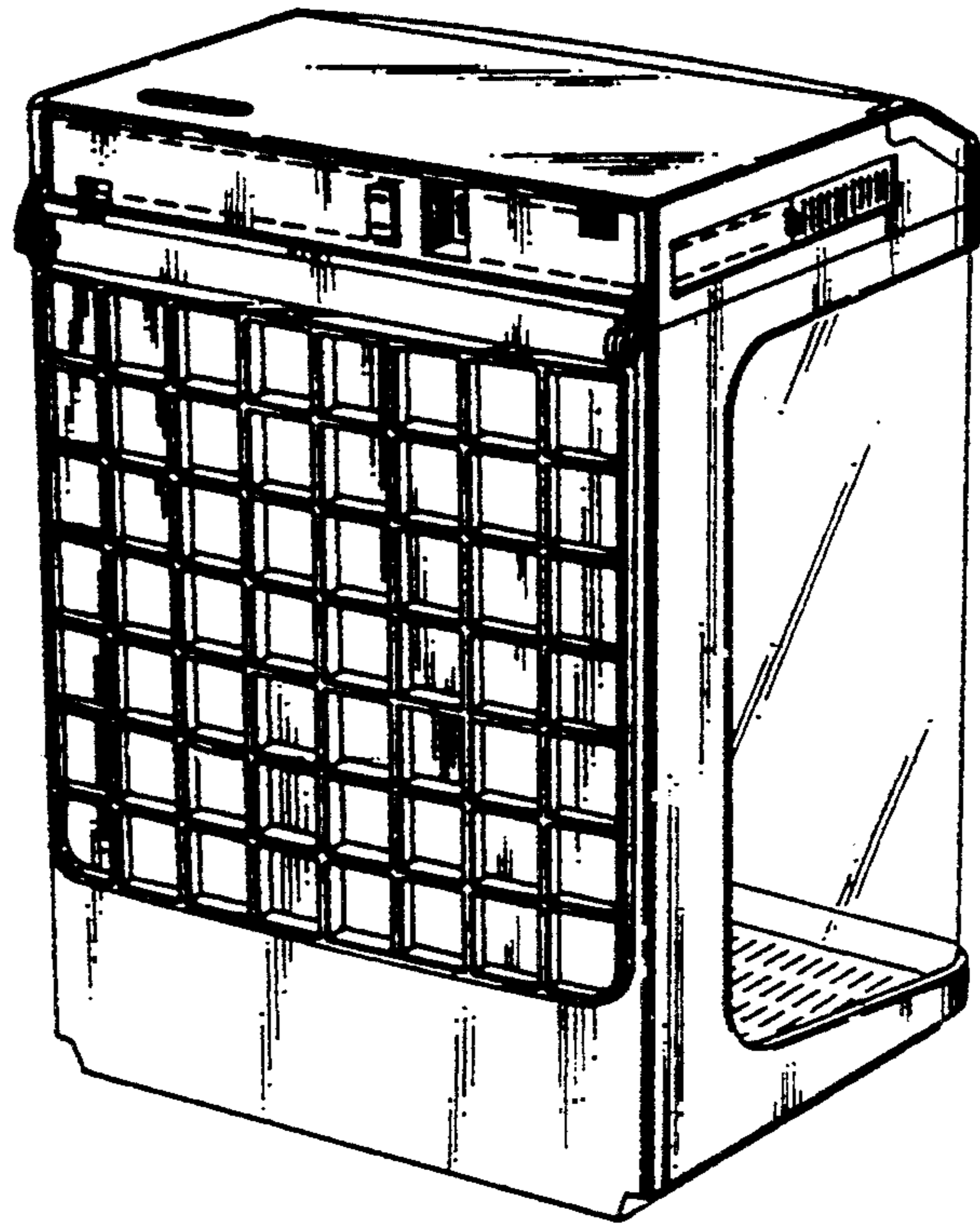


FIG. 4

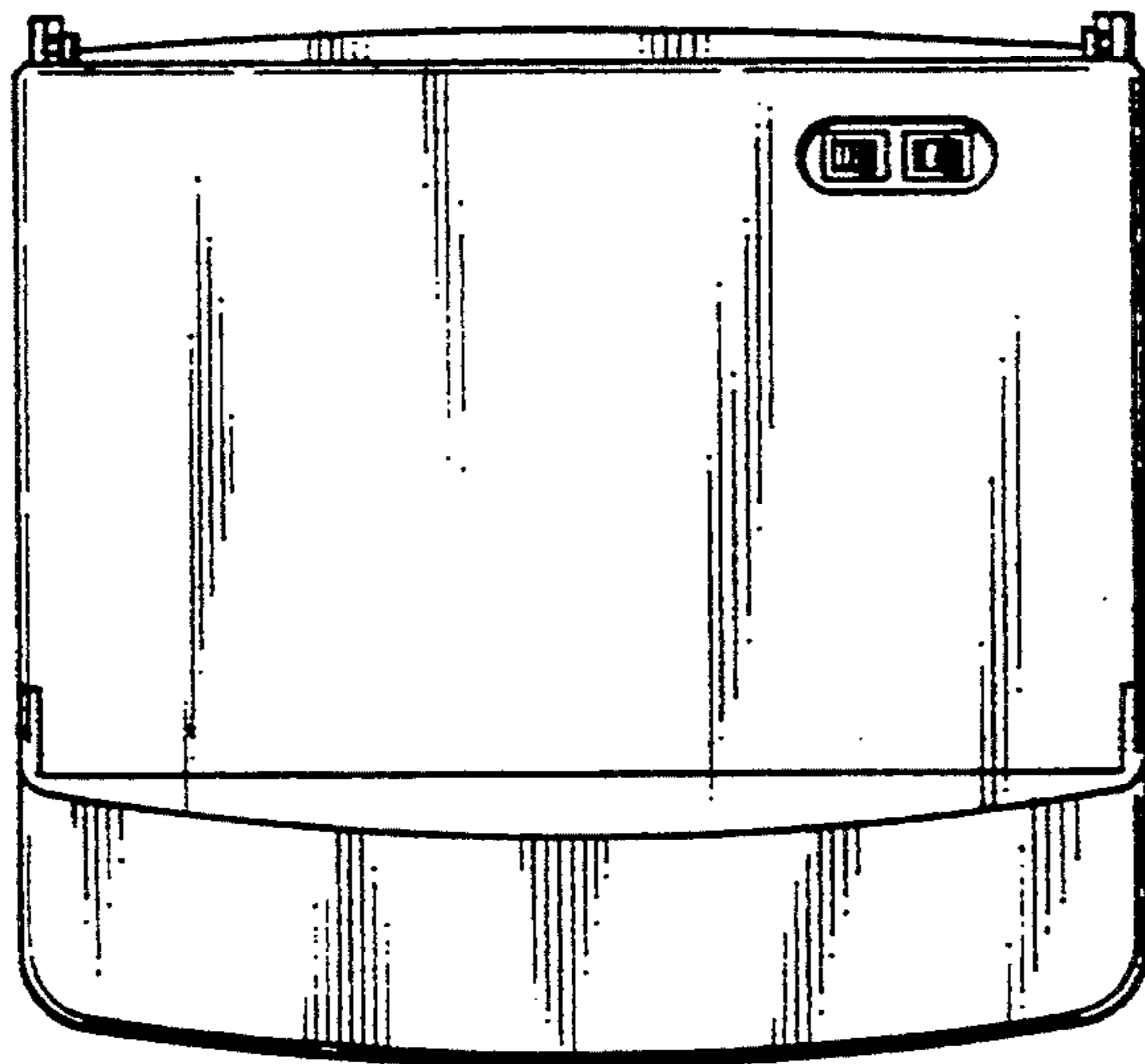


FIG. 5

