



US00D361157S

United States Patent [19]

[11] Patent Number: **Des. 361,157**

Carl et al.

[45] Date of Patent: **** Aug. 8, 1995**

[54] **COMBINED DENTAL FLOSSER AND TOOTHPICK**

Primary Examiner—Kay H. Chin
Attorney, Agent, or Firm—George R. Nimmer

[76] Inventors: **Paul A. Carl**, 4928 S. 98th St., Omaha, Nebr. 68127; **Robert S. Potter**, 6611 Glenwood Rd., Omaha, Nebr. 68132

[57] **CLAIM**

The ornamental design for a combined dental flosser and toothpick, as shown and described.

[**] Term: **14 Years**

DESCRIPTION

[21] Appl. No.: **14,150**

FIG. 1 is a top plan view of a representative embodiment of our new design concept for combined dental flosser and toothpick, the bottom plan view (not shown) being a mirror image thereof.

[22] Filed: **Oct. 14, 1993**

[52] U.S. Cl. **D28/64**

[58] Field of Search **D28/64; 132/323, 322, 132/321, 324, 325, 326, 327**

FIG. 2 is a frontal elevational view, as seen along the direction of line 2—2 of FIG. 1;

FIG. 3 is a rearward elevational view, as seen along the direction of line 3—3 of FIG. 1;

[56] **References Cited**

U.S. PATENT DOCUMENTS

D. 241,985 10/1976 **Chinque** **D28/64**

D. 259,365 5/1981 **Petrovic** **D28/64**

D. 301,072 5/1989 **Ross, Jr.** **D28/64**

D. 309,803 8/1990 **Potter** **D28/64**

FIG. 4 is a right-side elevational view, as seen along the direction of line 4—4 of FIG. 1;

FIG. 5 is a left-side elevational view, as seen along the direction of line 5—5 of FIG. 1; and,

FIG. 6 is a top and side perspective view thereof.




FIG. 5



FIG. 4

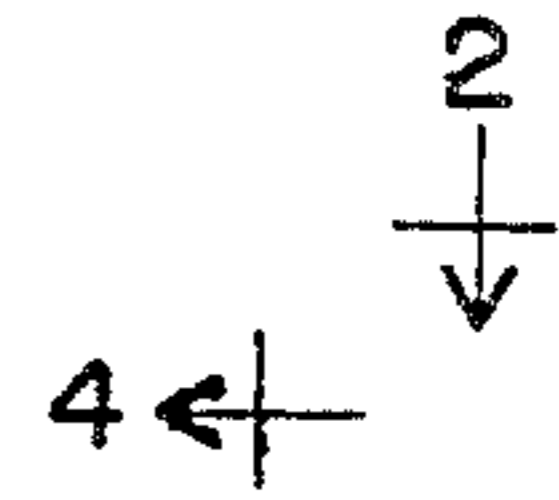

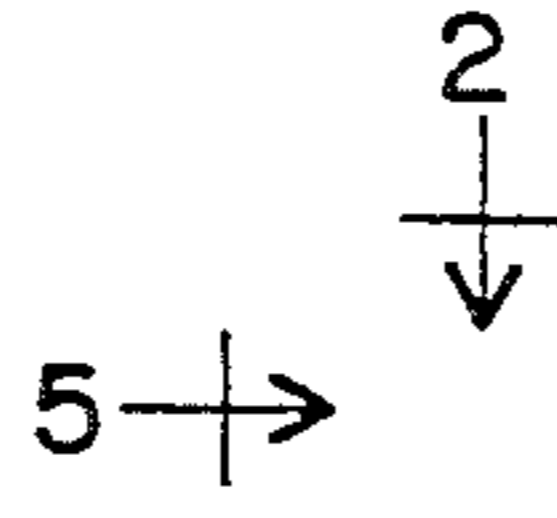


FIG. 1

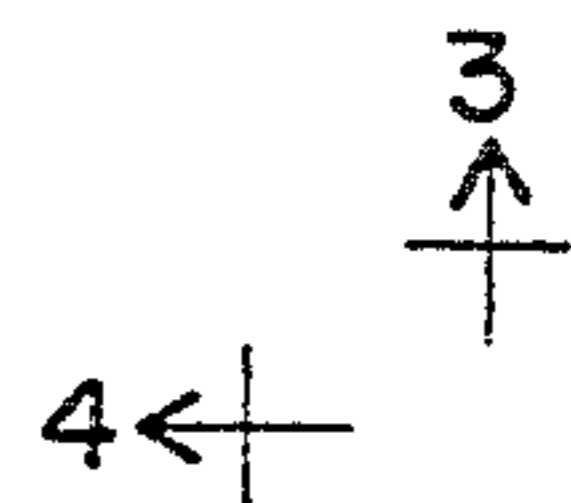
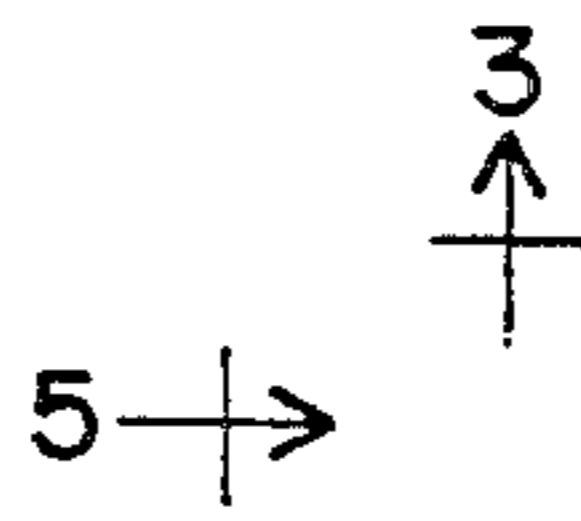


FIG. 3



FIG. 2




FIG. 6