



US00D361156S

United States Patent [19]

[11] Patent Number: **Des. 361,156**

Billings

[45] Date of Patent: **** Aug. 8, 1995**

[54] **NAIL-TIP SETTER**

[76] Inventor: **Calvert W. Billings**, 1 Argonaut,
Aliso Viejo, Calif. 92656

[**] Term: **14 Years**

[21] Appl. No.: **18,814**

[22] Filed: **Feb. 16, 1994**

[52] U.S. Cl. **D28/57; D8/52**

[58] Field of Search **D8/4, 52-57;**
D28/55, 56, 57; D24/148, 153; D7/686, 687;
81/415, 416, 418, 426.5, 427.5; 294/3, 8.5, 99.2,
118; 132/73, 75.3, 75.5, 76.2; 7/125, 127;
606/205-211, 133, 131

[56] **References Cited**

U.S. PATENT DOCUMENTS

H1295	4/1994	Kingsley	D8/52
D. 294,672	3/1988	Chasen	D7/687
D. 343,999	2/1994	Letson	D8/52

1,425,447	8/1922	Brundage	81/426.5 X
2,089,177	8/1937	Beldue	81/418 X
3,664,346	5/1972	Dunn	606/133
4,005,893	2/1977	Tash	294/118
4,397,312	8/1983	Molko	606/207 X

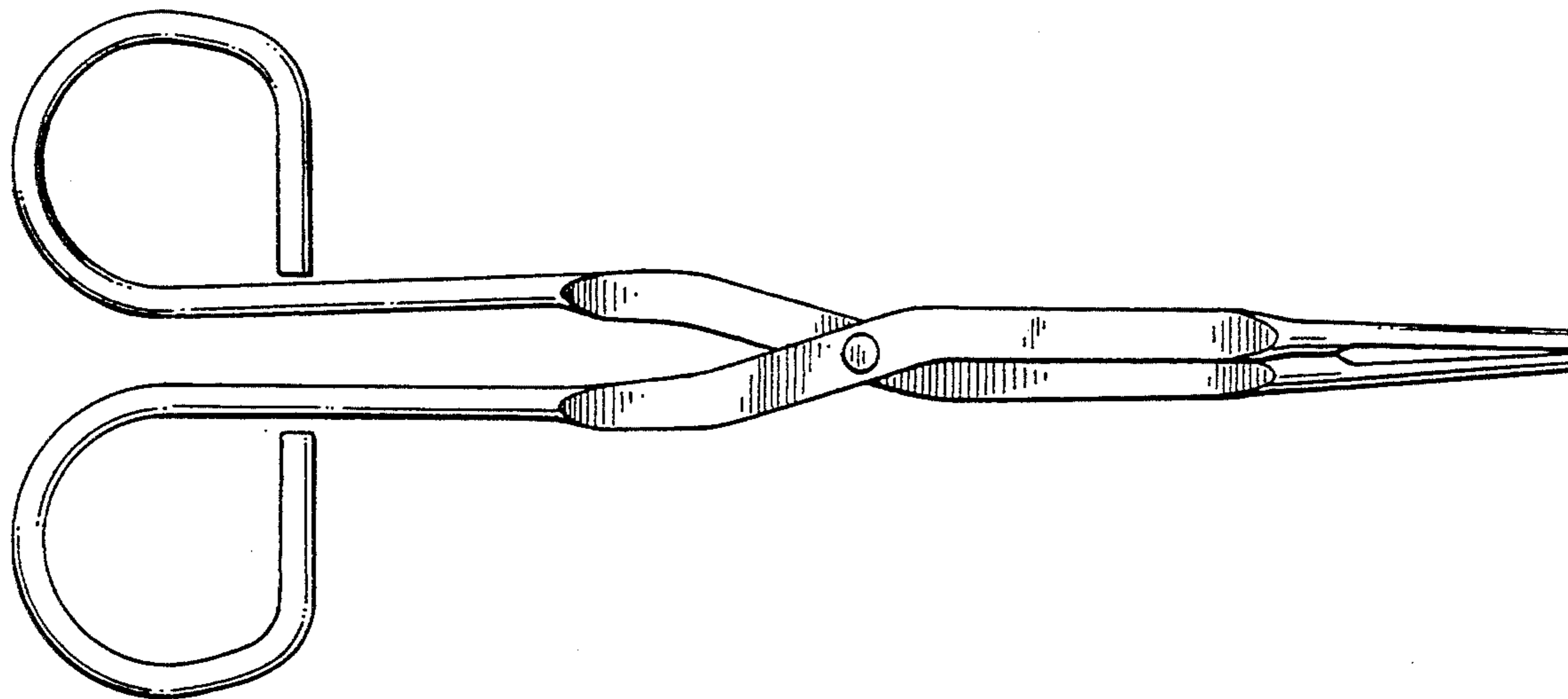
Primary Examiner—Terry A. Wallace
Assistant Examiner—C. Tuttle
Attorney, Agent, or Firm—Francis X. LoJacono

[57] CLAIM

The ornamental design for a nail-tip setter, as shown and described.

DESCRIPTION

FIG. 1 is a left side-elevational view of a nail-tip setter showing my new design thereof;
FIG. 2 is a top plan view thereof;
FIG. 3 is a bottom plan view thereof;
FIG. 4 is a right side-elevational view thereof;
FIG. 5 is a rear-elevational view thereof; and,
FIG. 6 is a front-elevational thereof.



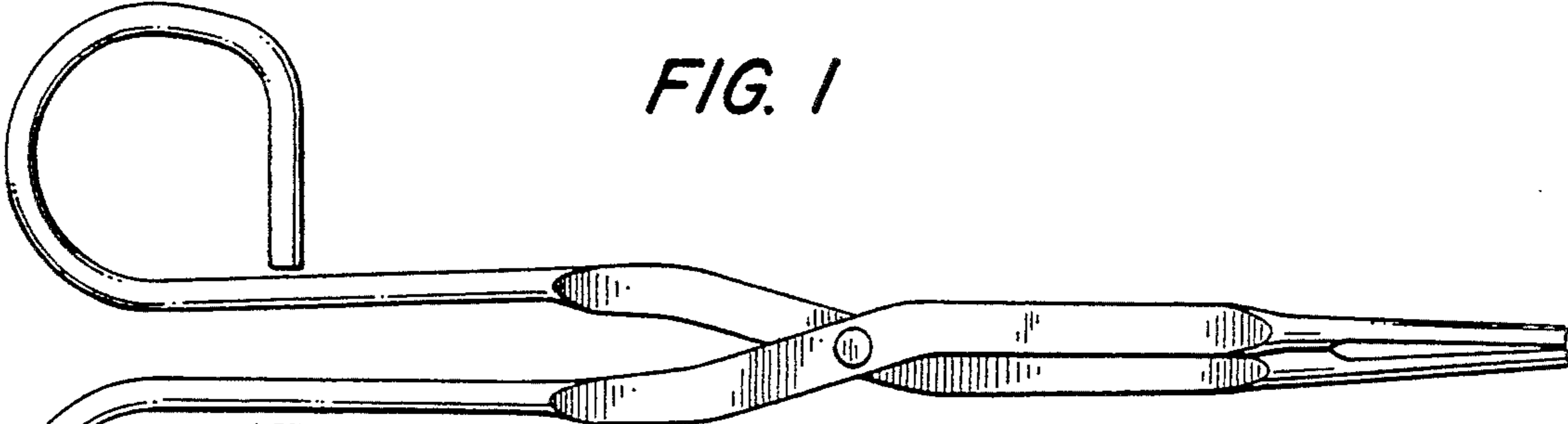


FIG. 1

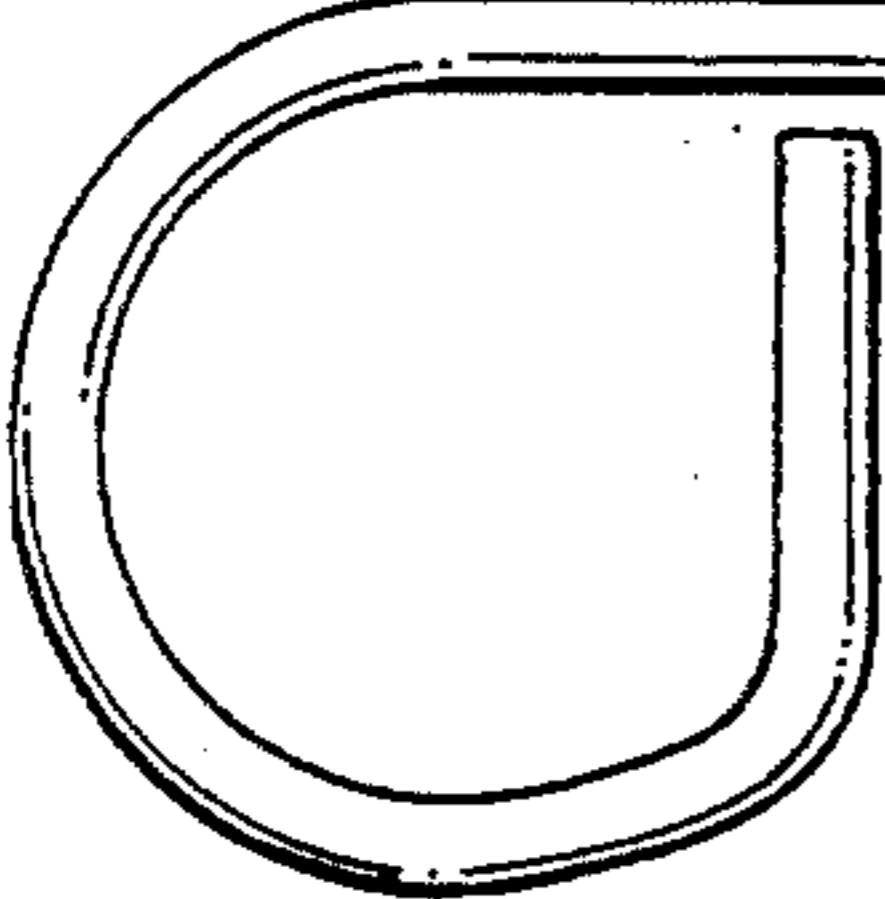


FIG. 2




FIG. 3




FIG. 4

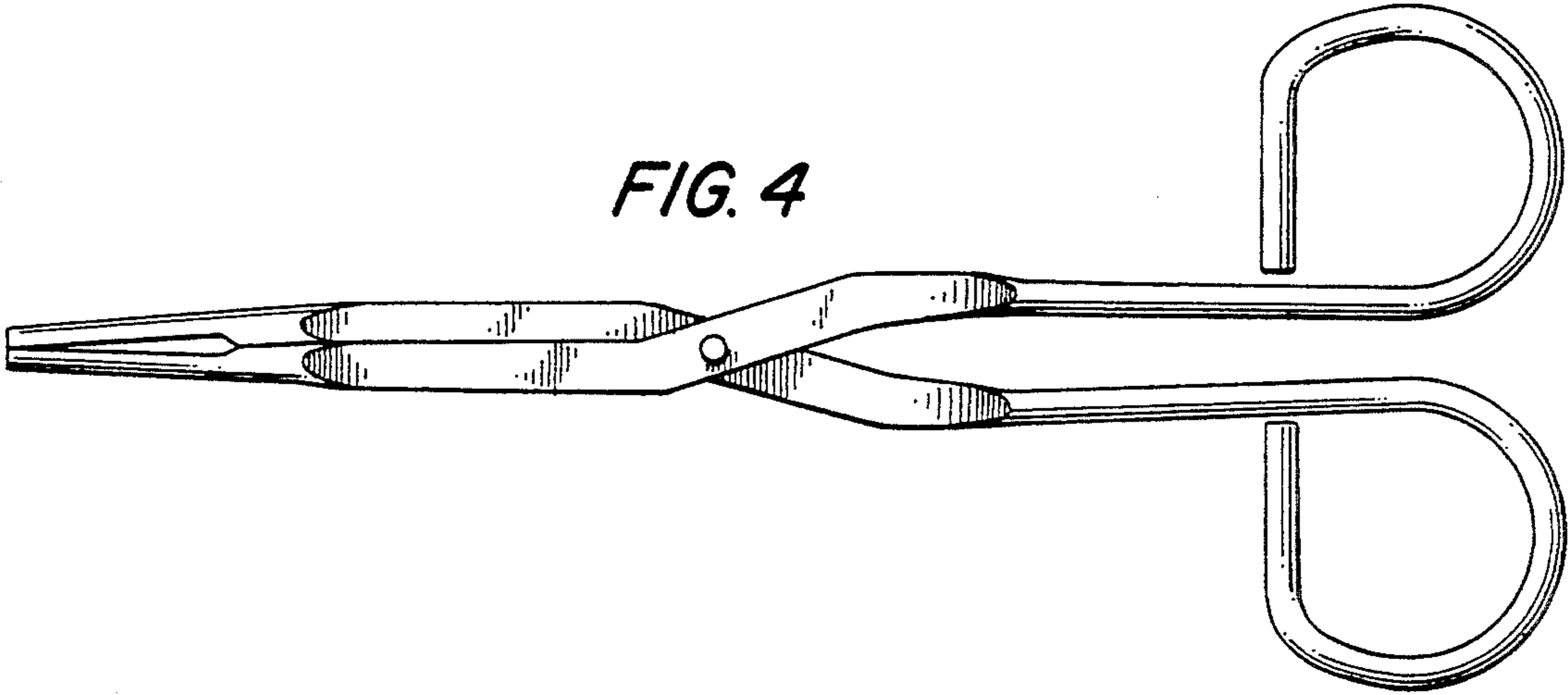


FIG. 5



FIG. 6

