



US00D361108S

# United States Patent [19]

[11] Patent Number: **Des. 361,108**

Schneider

[45] Date of Patent: **\*\* Aug. 8, 1995**

[54] TOY BALL

[75] Inventor: **Peter L. Schneider**, Wyckoff, N.J.

[73] Assignee: **Direct Connect International**,  
Midland Park, N.J.

[\*\*] Term: **14 Years**

[21] Appl. No.: **25,198**

[22] Filed: **Jul. 19, 1994**

[52] U.S. Cl. .... **D21/204; D21/186**

[58] Field of Search ..... **D21/203-205,**  
**D21/186, 148; 273/65 R, 65 EG, 58 A, 58 R,**  
**58 J, 58 B, 58 K, 65 E**

[56] **References Cited**

**U.S. PATENT DOCUMENTS**

- D. 142,395 9/1945 Fisk et al. .... D21/204
- D. 154,830 8/1949 Allen et al. .... D21/186
- D. 200,210 2/1965 Allen ..... D21/186 X

- D. 303,035 8/1989 O'Dunlaing ..... D21/186 X
- D. 321,543 11/1991 Gauthier et al. .... D21/204
- 2,575,414 11/1951 Gow et al. .... 273/65 E


*Primary Examiner*—Theodore M. Shooman  
*Assistant Examiner*—Cheri Cohen  
*Attorney, Agent, or Firm*—Shoemaker and Mattare, Ltd.

[57] **CLAIM**

The ornamental design for a toy ball, as shown and described.

**DESCRIPTION**

FIG. 1 is a perspective view, from above, of a toy ball, showing my new design;  
FIG. 2 is a top plan view thereof;  
FIG. 3 is a bottom plan view thereof;  
FIG. 4 is a left side elevation view thereof, the right side being a mirror image thereof;  
FIG. 5 is a rear view thereof; and,  
FIG. 6 is a front view thereof.




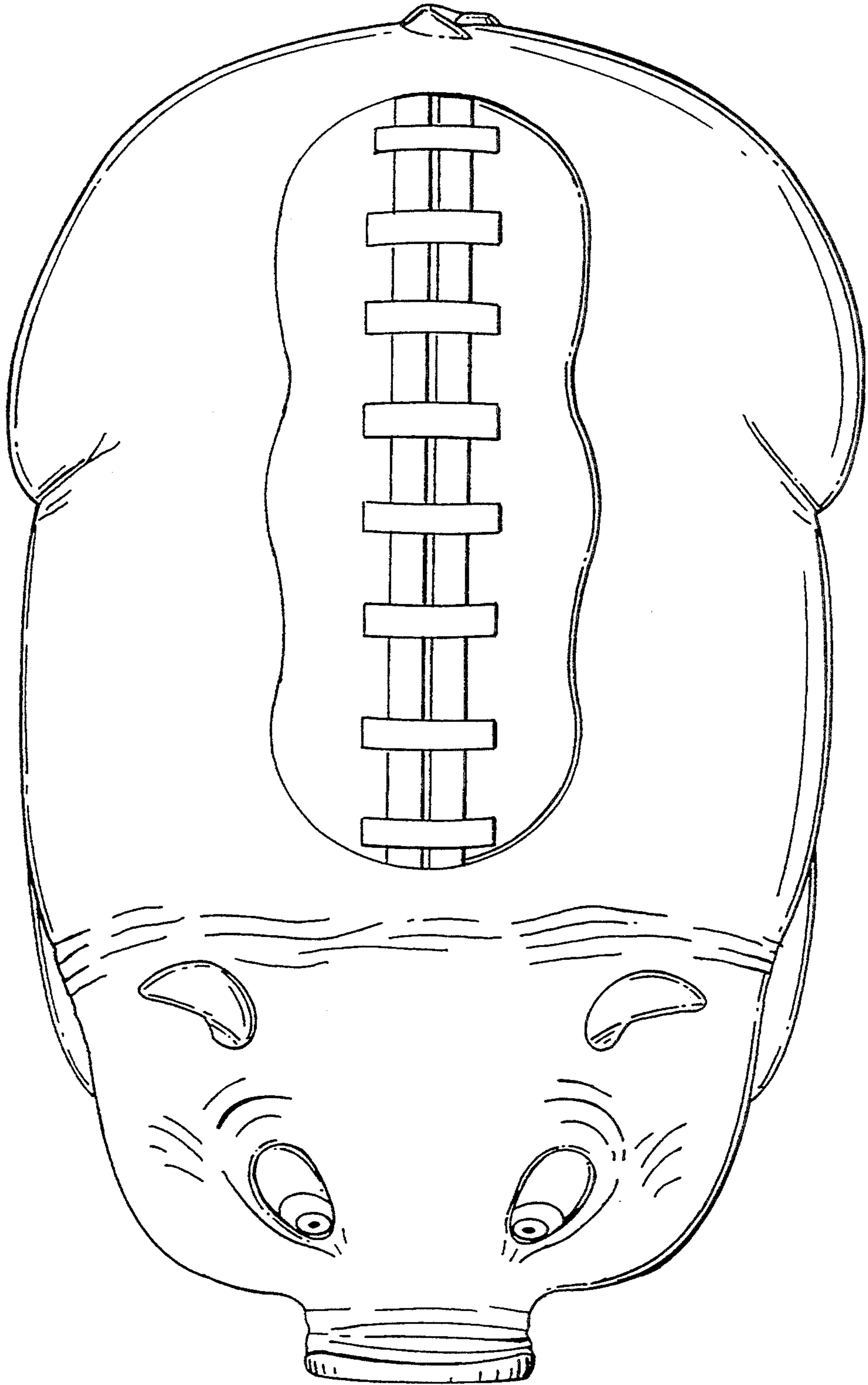


FIG. 1

FIG. 2



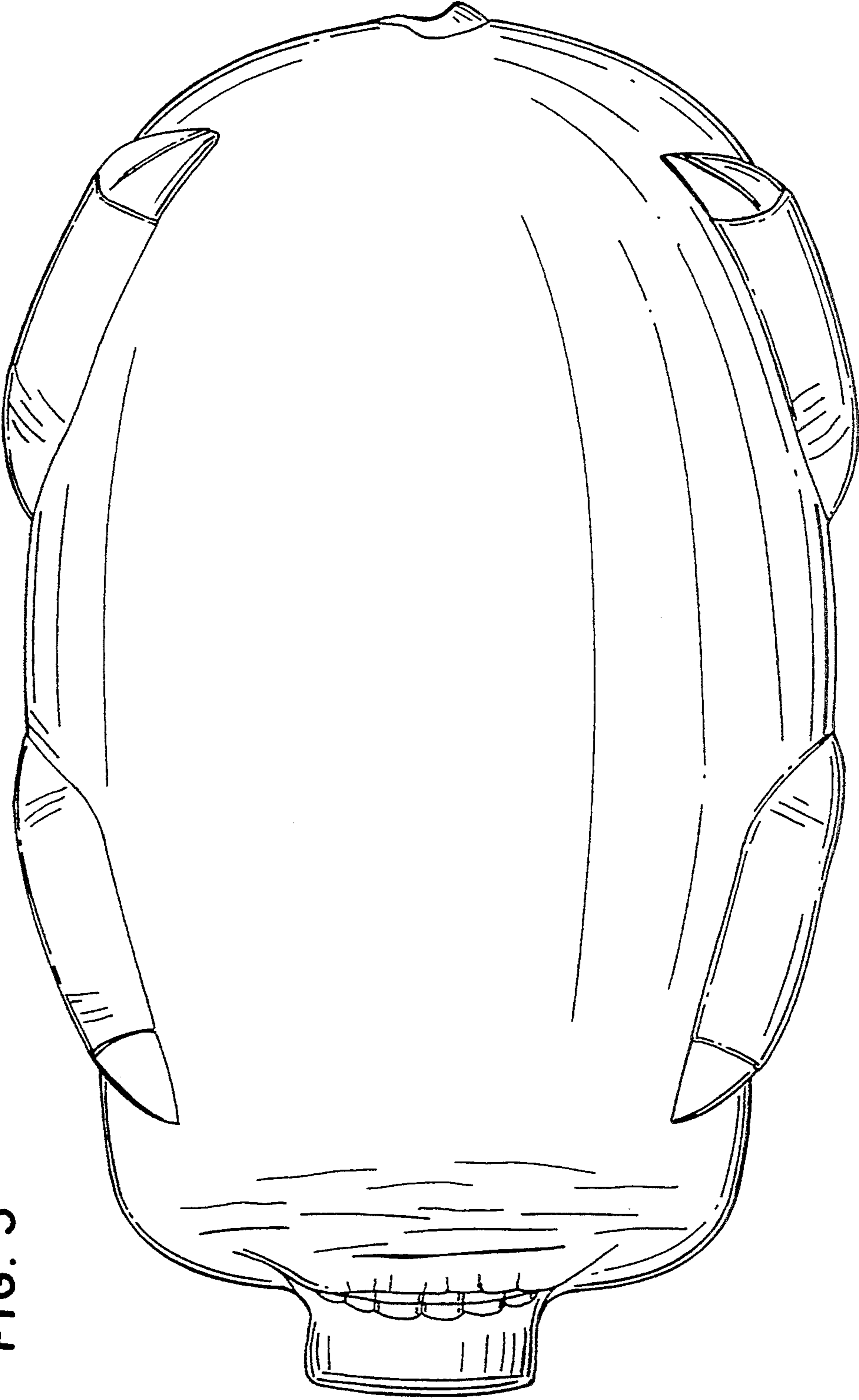


FIG. 3

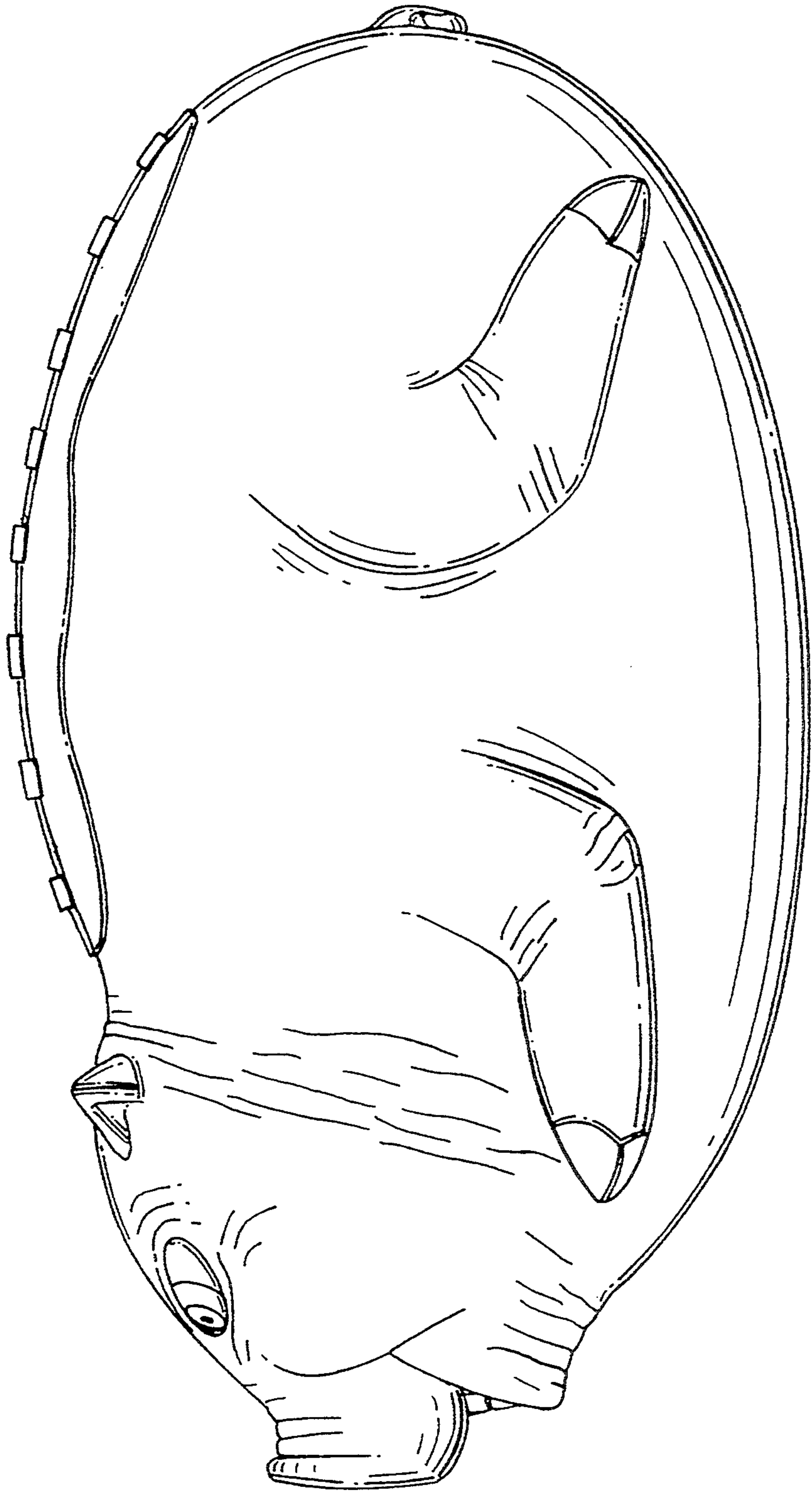


FIG. 4

FIG. 5

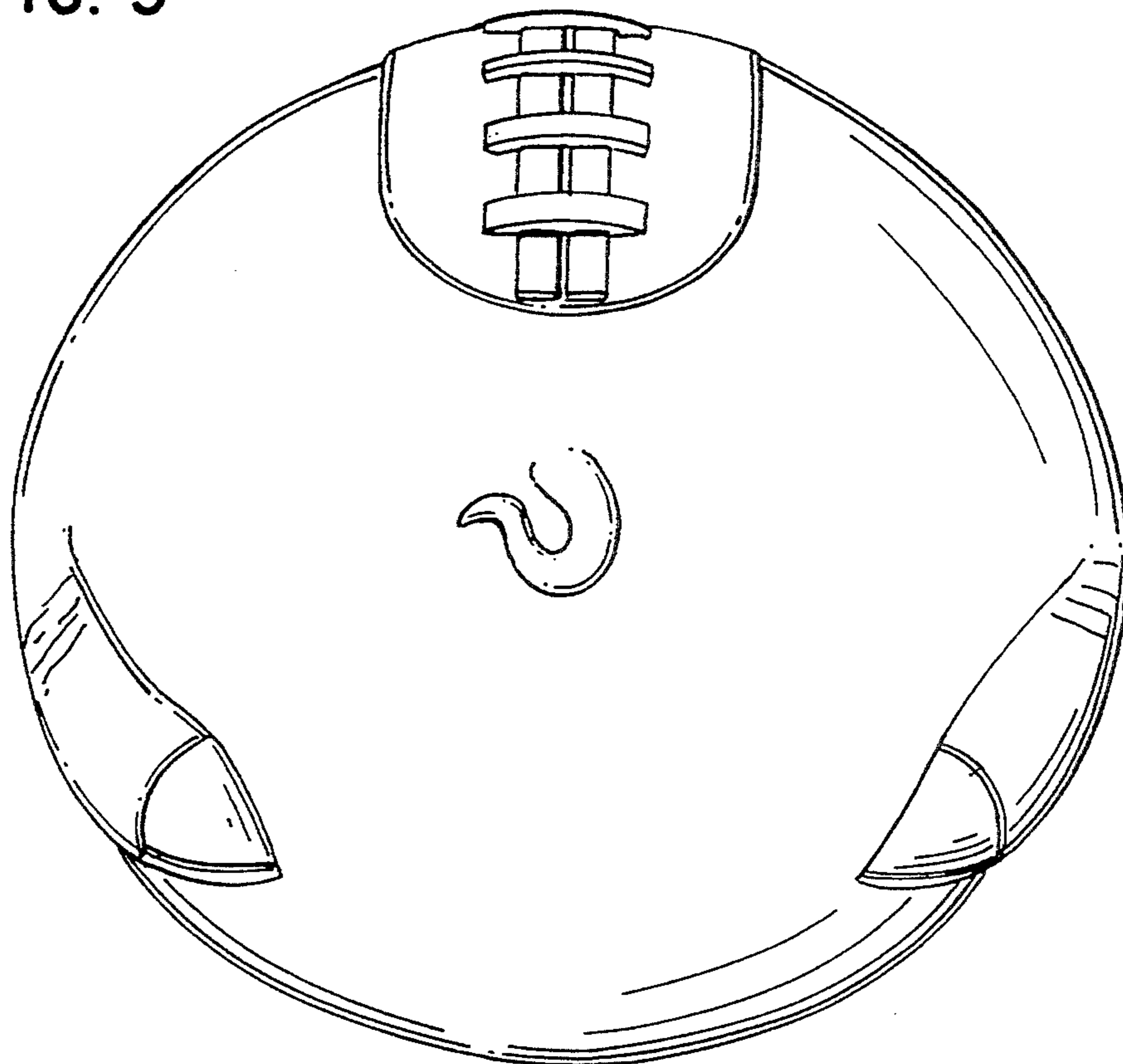


FIG. 6

