



US00D361104S

**United States Patent** [19]  
**Choi**

[11] **Patent Number: Des. 361,104**

[45] **Date of Patent: \*\* Aug. 8, 1995**

[54] **TOY SWORD**

[75] Inventor: **Chung-Hing Choi**, Hong Kong, Hong Kong

[73] Assignee: **Hing Fat Toys Manufacturer Ltd.**, Hong Kong

[\*\*] Term: **14 Years**

[21] Appl. No.: **29,912**

[22] Filed: **Oct. 19, 1994**

[52] U.S. Cl. .... **D21/145**

[58] Field of Search ..... D21/59, 109, 145, 146, D21/147; D22/104, 118; 446/192, 405, 406, 473; 482/12, 83

[56] **References Cited**

**U.S. PATENT DOCUMENTS**

D. 221,335	8/1971	Clayton	.....	D22/118
D. 294,160	2/1988	Cimock	.....	D22/118
D. 342,766	12/1993	Lou	.....	D21/145
D. 348,086	6/1994	Cimock	.....	D21/145

**OTHER PUBLICATIONS**

Hong Kong Toys, 1988 p. 425, Sword #6088.  
Hong Kong Toys, 2/91, p. 305 Sword #7869/7824  
Lower Left of Page.

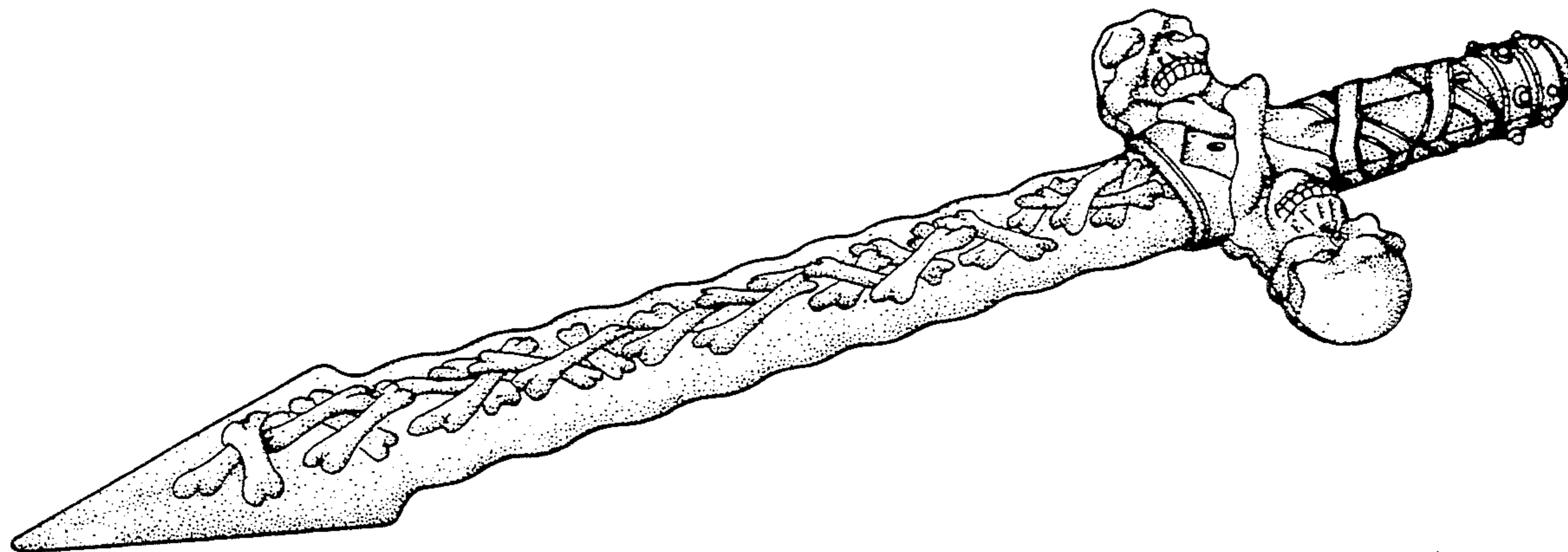
*Primary Examiner*—Theodore M. Shooman  
*Assistant Examiner*—R. Barkai  
*Attorney, Agent, or Firm*—Samuels, Gauthier & Stevens

[57] **CLAIM**

The ornamental design for a a toy sword, as shown and described.

**DESCRIPTION**

FIG. 1 is the front elevational view showing my new design;  
FIG. 2 is the rear elevational view thereof;  
FIG. 3 is the left side view thereof;  
FIG. 4 is the right side view thereof;  
FIG. 5 is the top plan view thereof;  
FIG. 6 is the bottom view thereof; and,  
FIG. 7 is the perspective thereof.



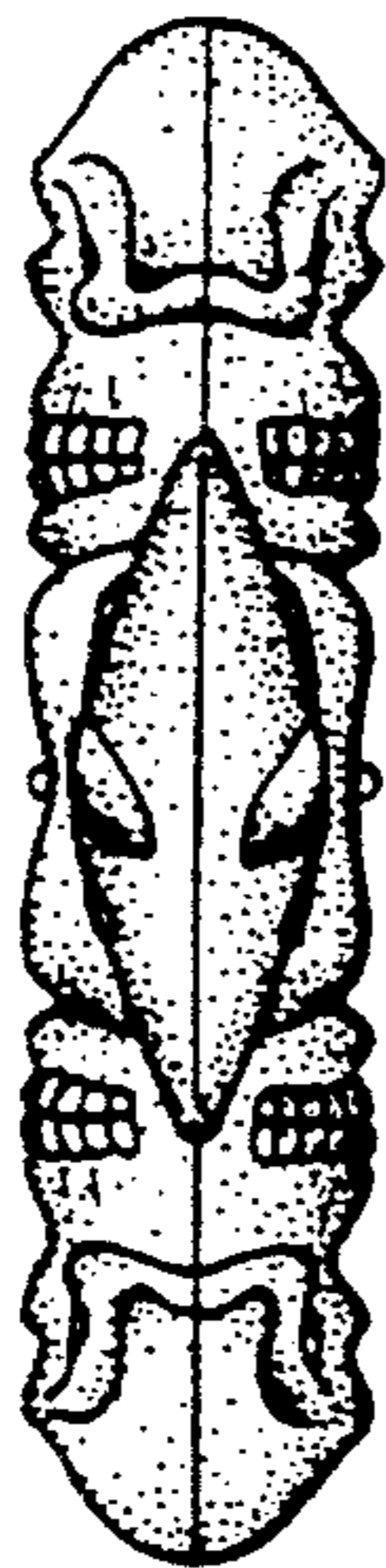


FIG. 1

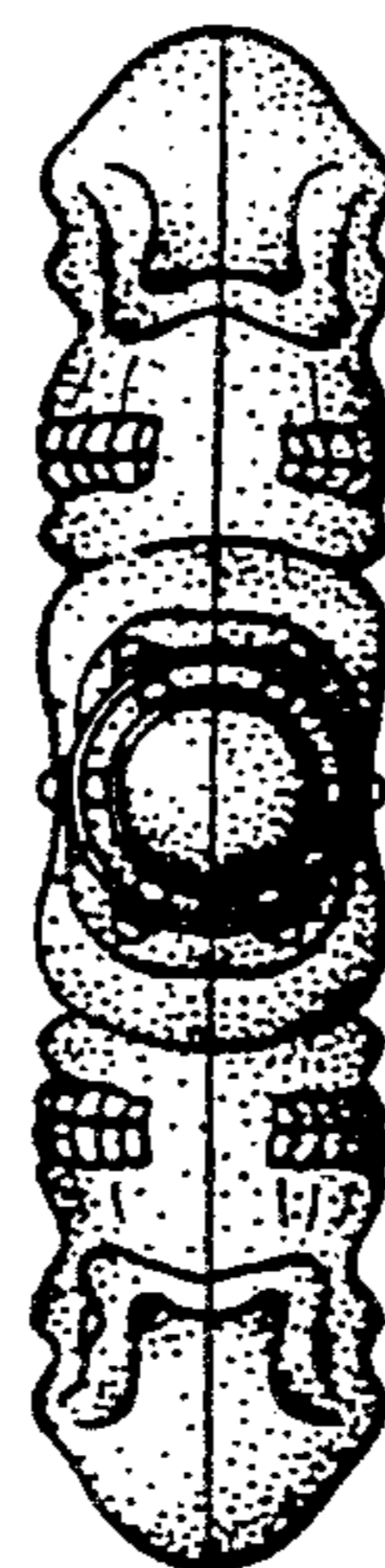


FIG. 2

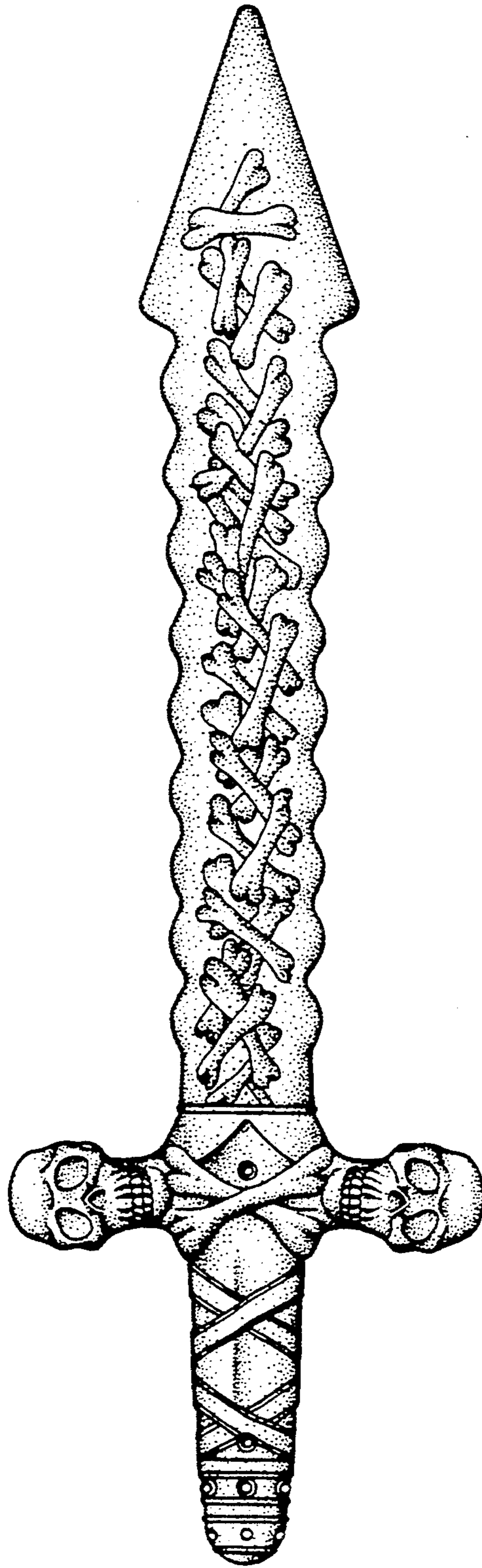


FIG. 3

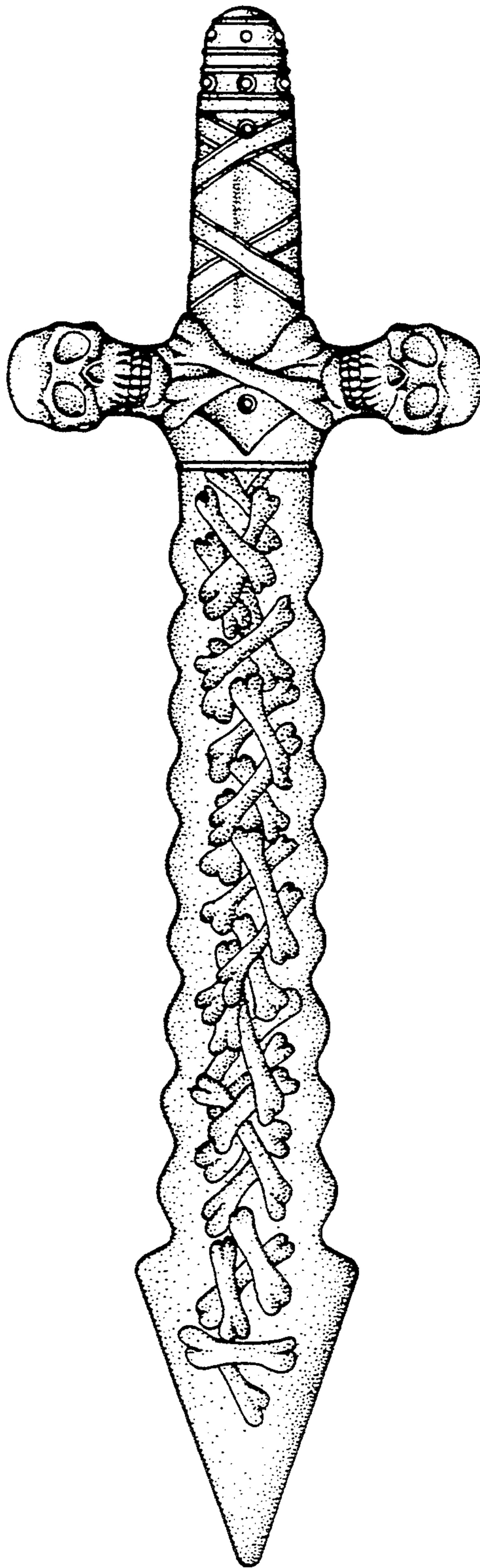


FIG. 4



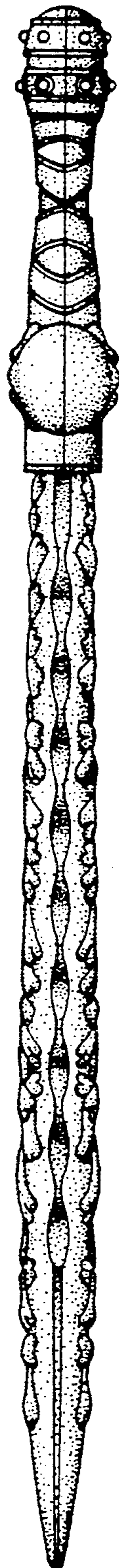


FIG. 5




FIG. 6

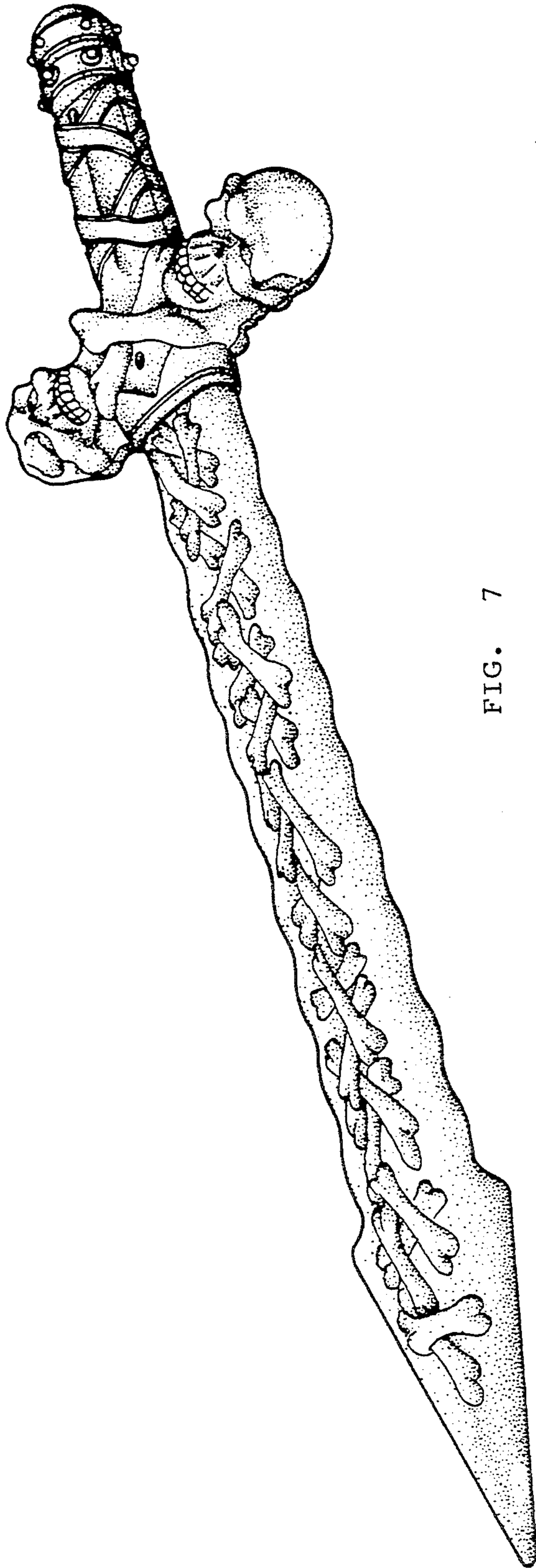


FIG. 7