



US00D361098S

**United States Patent** [19]  
**Glynn**

[11] **Patent Number: Des. 361,098**

[45] **Date of Patent: \*\* Aug. 8, 1995**

[54] **COMBINED TOY BEAM AND END BLOCKS**

[75] **Inventor: Kenneth P. Glynn, Raritan Township, Hunterdon County, N.J.**

[73] **Assignee: Ideal Ideas, Inc., Flemington, N.J.**

[\*\*] **Term: 14 Years**

[21] **Appl. No.: 20,279**

[22] **Filed: Mar. 22, 1994**

[52] **U.S. Cl. .... D21/108**

[58] **Field of Search ..... D21/108, 109, 111, 114, D21/121, 123; 446/107, 111, 115, 116, 118, 120, 121, 124, 125, 126, 128, 141, 268, 296, 322, 323, 460, 479, 482, 490**

[56] **References Cited**

**U.S. PATENT DOCUMENTS**

- D. 177,461 4/1956 Di Stasi ..... D21/114
- D. 233,542 11/1974 Christiansen ..... D21/108
- D. 260,790 9/1981 Gabriel ..... D21/108

- D. 278,110 3/1985 Boland, II ..... D21/108
- D. 317,478 6/1991 Larson et al. .
- 1,192,530 7/1916 Kirk ..... D21/108
- 3,199,246 8/1965 Fischer ..... D21/108
- 3,242,610 3/1966 Christiansen .
- 5,282,767 2/1994 Gelardi ..... 446/107

*Primary Examiner*—Theodore M. Shooman  
*Assistant Examiner*—R. Barkai  
*Attorney, Agent, or Firm*—Kenneth P. Glynn

[57] **CLAIM**

The ornamental design for combined toy beam and end blocks, as shown and described.

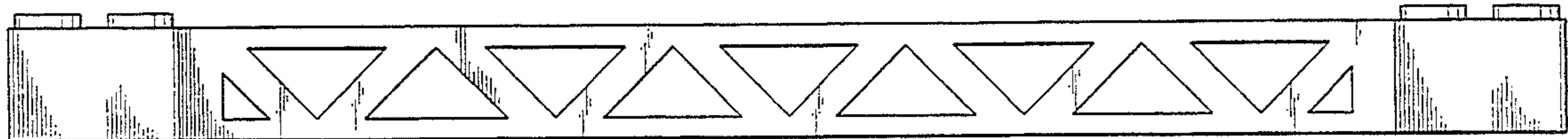
**DESCRIPTION**

FIG. 1 is a front view of a combined toy beam and end blocks showing my new design, the rear view being identical;

FIG. 2 is a left side view thereof, the right side view being identical;

FIG. 3 is a top view thereof; and,

FIG. 4 is a bottom view thereof.



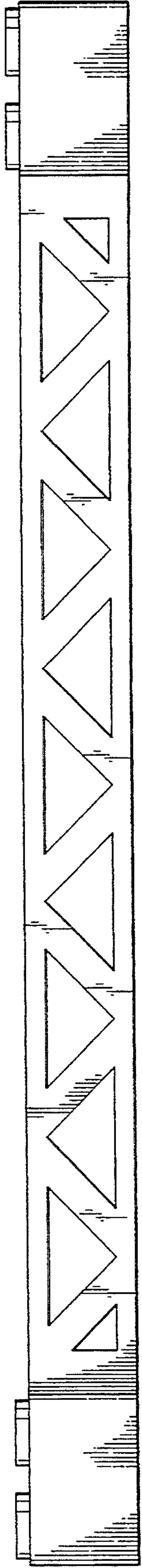


FIG. 1

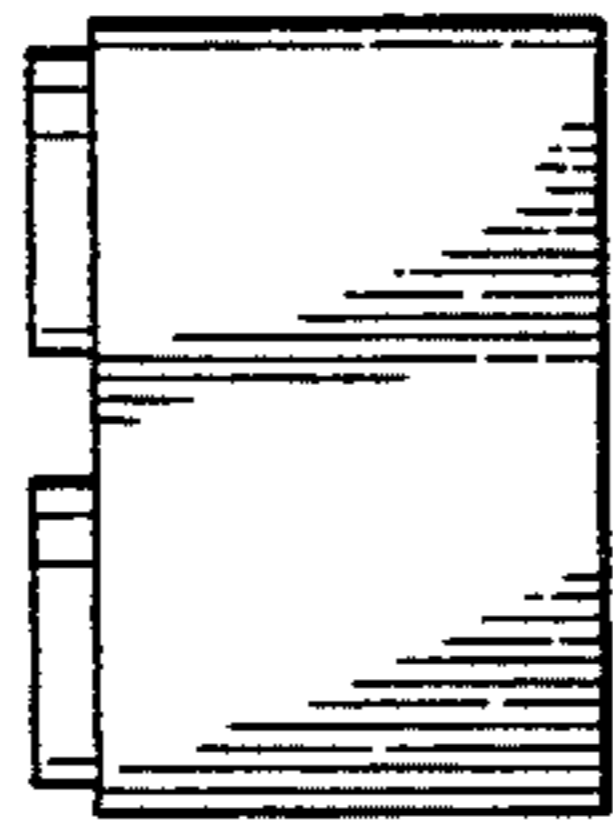


FIG. 2

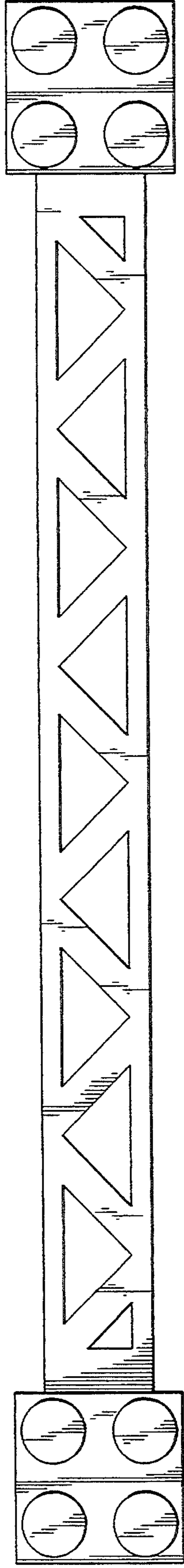


FIG. 3

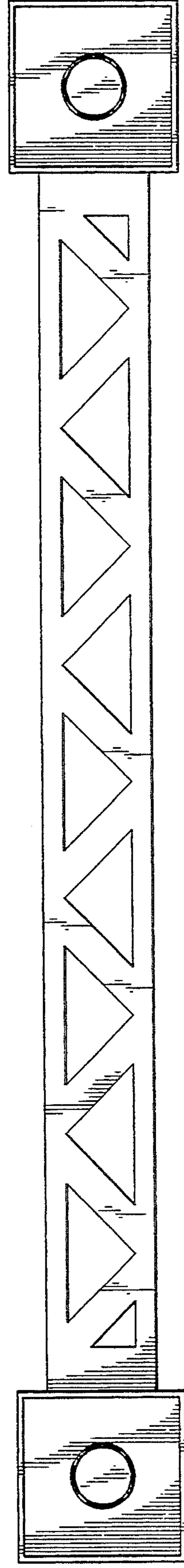


FIG. 4