



US00D361093S

United States Patent [19]

[11] Patent Number: **Des. 361,093**

Pitts

[45] Date of Patent: **** Aug. 8, 1995**

[54] **WALL MOUNTED ADDRESS PLAQUE**

[76] Inventor: **Carl E. Pitts**, 12210 W. 101st St.,
Lenexa, Kans. 66215

[**] Term: **14 Years**

[21] Appl. No.: **30,401**

[22] Filed: **Oct. 28, 1994**

[52] U.S. Cl. **D20/17**

[58] Field of Search D20/10, 17, 26, 39,
D20/40, 41, 42; 40/1, 124, 124.1, 152, 152.1,
584, 606, 607, 608, 617, 624; D6/300, 309

[56] **References Cited**

U.S. PATENT DOCUMENTS

- D. 38,014 5/1906 Howe D20/42
- D. 50,147 1/1917 Gayle D20/42
- D. 89,707 4/1933 Kanter D20/42
- D. 89,767 5/1933 Jamison D10/109
- D. 93,195 9/1934 Bemis D20/42
- D. 94,793 3/1935 Tschang D20/42

- D. 98,714 2/1936 Cargill D20/26
- D. 119,511 3/1940 Whitman D20/42
- D. 132,009 4/1942 Blankenship D20/42
- 1,121,809 12/1914 Silva 40/585
- 3,704,535 12/1972 Penton et al. 40/624

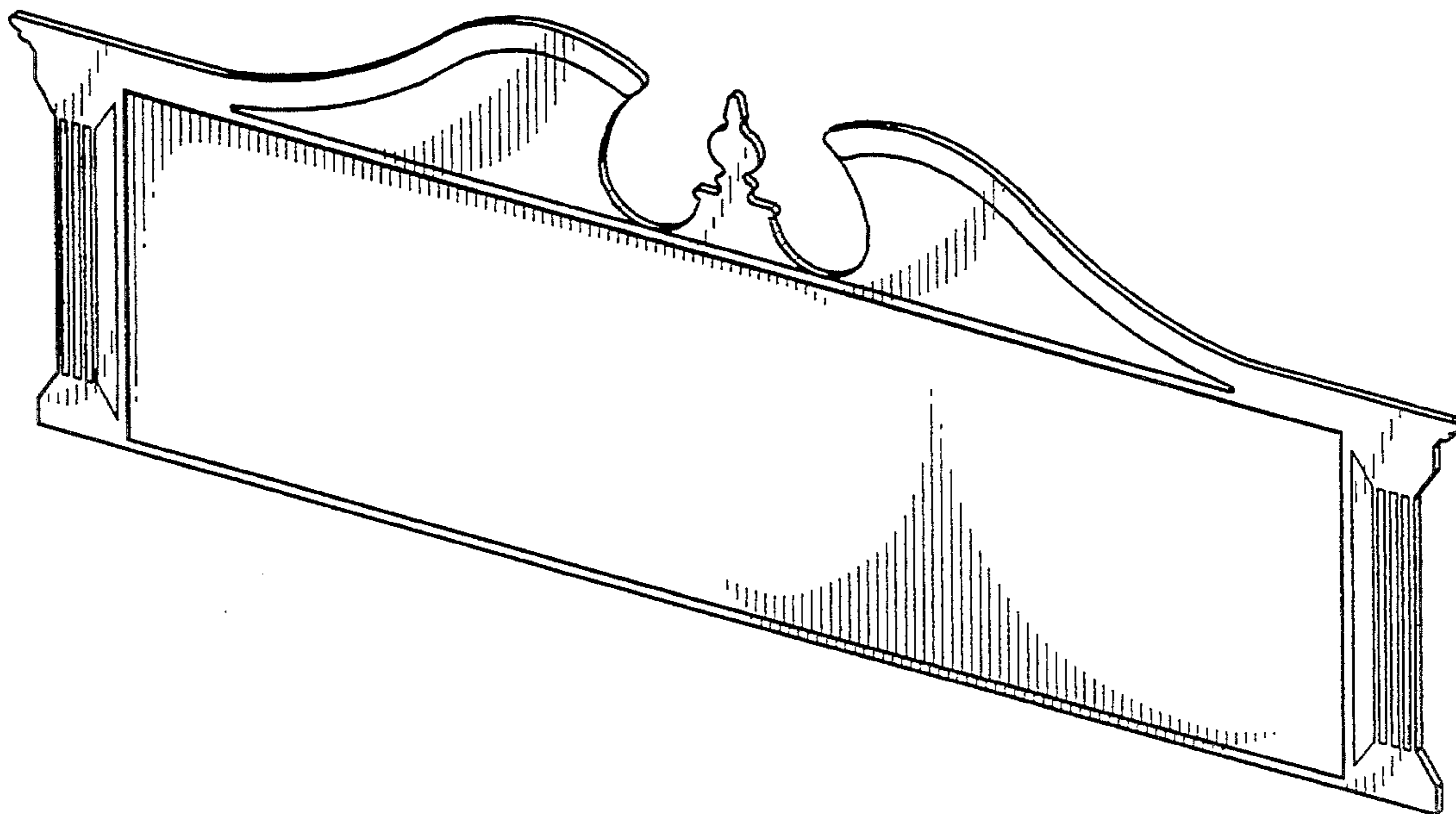
Primary Examiner—A. Hugo Word
Assistant Examiner—Marcus Jackson
Attorney, Agent, or Firm—Kenneth W. Iles

[57] **CLAIM**

The ornamental design for a wall mounted address plaque, as shown and described.

DESCRIPTION

FIG. 1 is a right-hand front perspective view of a wall mounted address plaque showing my new design; FIG. 2 is a front elevation thereof; FIG. 3 is a rear elevation thereof; FIG. 4 is a left-hand side elevation thereof; FIG. 5 is a right-hand side elevation thereof; FIG. 6 is a top plan view thereof; and, FIG. 7 is a bottom plan view thereof.



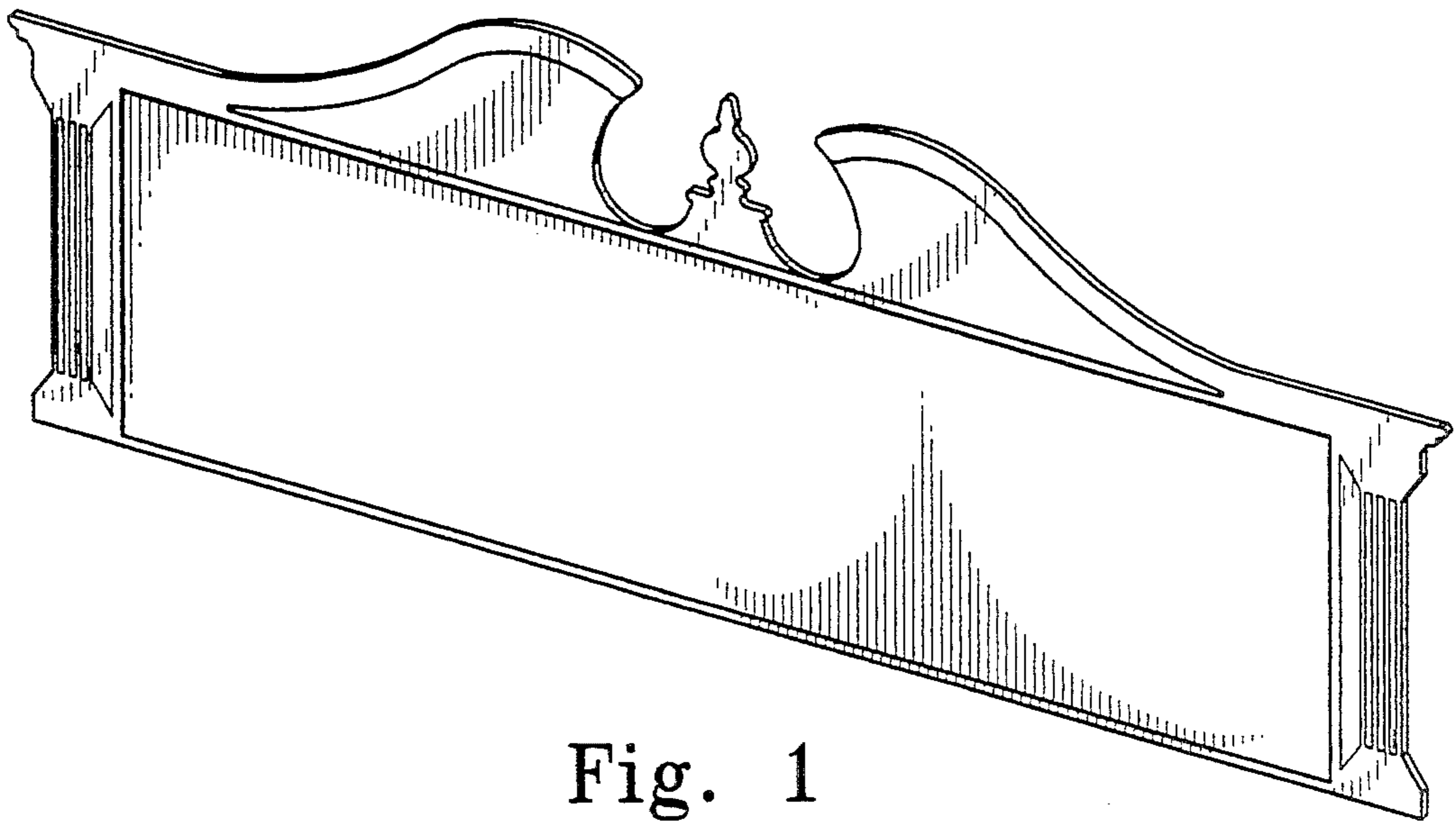


Fig. 1

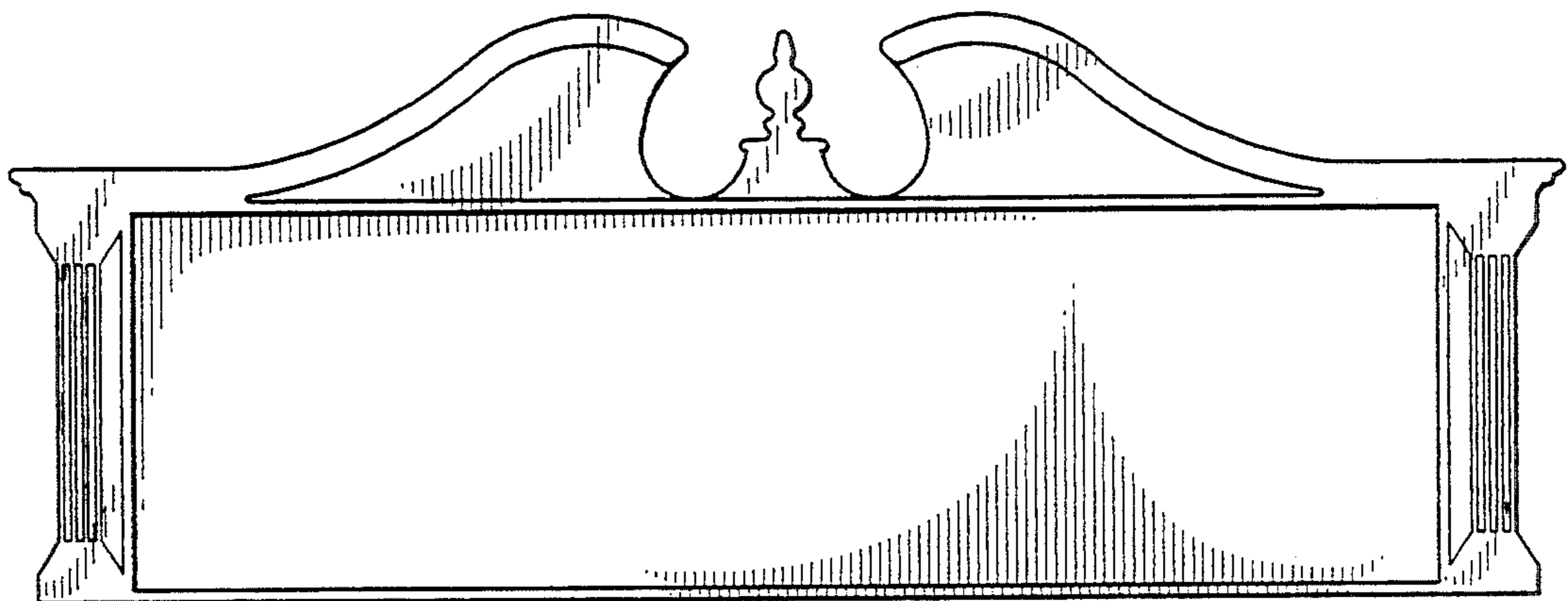


Fig. 2

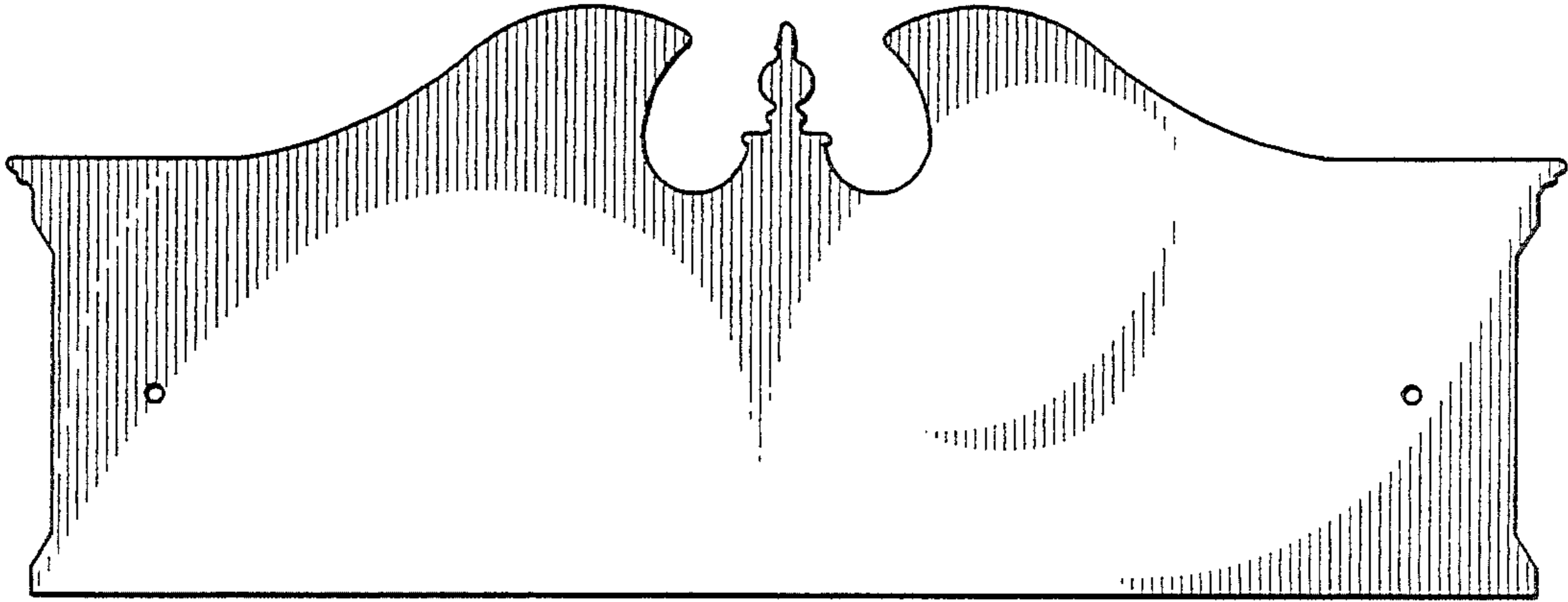


Fig. 3



Fig. 4



Fig. 5



Fig. 6



Fig. 7