



US00D361081S

# United States Patent [19]

[11] Patent Number: **Des. 361,081**

**Pardinas**

[45] Date of Patent: **\*\* Aug. 8, 1995**

[54] **FASTENER ARRANGEMENT FOR DIVE MASK STRAP**

[76] Inventor: **Guillermo P. Pardinas**, 509 Burton Ave., Highland Park, Ill. 60035

[\*\*] Term: **14 Years**

[21] Appl. No.: **11,577**

[22] Filed: **Aug. 9, 1993**

[52] U.S. Cl. .... **D16/339**

[58] Field of Search ..... D16/303, 311, 339; 351/44, 47-48, 57, 59, 66, 110, 124-125, 156-158; 2/431, 447, 449, 452

[56] **References Cited**

**U.S. PATENT DOCUMENTS**

D. 294,710	3/1988	Witzel	.....	D16/339
D. 326,933	6/1992	Feder	.....	D16/339
2,264,351	12/1941	Willson	.....	2/14

3,173,147	3/1965	Gross et al.	.....	2/14
3,605,204	9/1971	Amundsen	.....	2/452
3,606,648	9/1971	Schuler	.....	2/452
4,112,521	9/1978	Uke	.....	2/452
4,495,663	1/1985	Shieh	.....	2/452
4,607,398	8/1986	Falconer	.....	2/452
4,910,806	3/1990	Baker et al.	.....	2/452


*Primary Examiner*—Theodore M. Shooman  
*Assistant Examiner*—R. Barkai  
*Attorney, Agent, or Firm*—Robert A. Brown

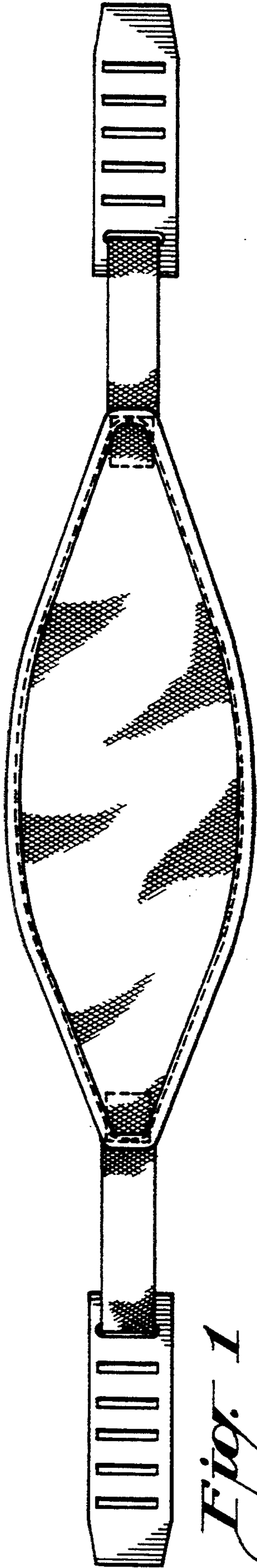
[57] **CLAIM**

The ornamental design for a fastener arrangement for dive mask strap, as shown and described.

**DESCRIPTION**

FIG. 1 is a top plan view of a fastener arrangement for dive mask strap showing my new design; FIG. 2 is a front side elevational view thereof; FIG. 3 is a bottom side plan view thereof; and, FIG. 4 is a back side elevational view thereof.






*Fig. 1*



*Fig. 2*



*Fig. 3*

*Fig. 4*

