



US00D361066S

United States Patent [19]

[11] Patent Number: **Des. 361,066**

Langhorn et al.

[45] Date of Patent: **** Aug. 8, 1995**

[54] **HEADSET**

5,117,465	5/1992	MacDonald	381/187
5,276,740	1/1994	Inanaga et al.	381/187
5,369,857	12/1994	Sacherman et al.	379/430 X

[75] Inventors: **Karsten H. Langhorn**, Broenshoej, Denmark; **Melissa J. Akers**, Glenview, Ill.

OTHER PUBLICATIONS

[73] Assignee: **GN Netcom, Inc.**, Eden Prairie, Minn.

B. A. Pargh Catalog, 1992, p. 334, item at bottom right WICOM 3in1 Telephone Headset.

B. A. Pargh Catalog, 1992, p. 334, item at top right Plantronics Supra Plug Prong Binaural Headset.

[**] Term: **14 Years**

Primary Examiner—Jeffrey Asch

[21] Appl. No.: **23,881**

Attorney, Agent, or Firm—Merchant & Gould, Smith, Edell, Welter & Schmidt

[22] Filed: **Jun. 2, 1994**

[52] U.S. Cl. **D14/142; D14/206**

[57] **CLAIM**

[58] Field of Search D14/137, 138, 140, 142, D14/147, 148, 205, 206, 223; 379/430, 433; 381/183, 187, 188; 181/129, 135

The ornamental design for a headset, as shown.

DESCRIPTION

[56] **References Cited**

FIG. 1 is a perspective view of our design taken from above;

FIG. 2 is a front plan view;

FIG. 3 is a rear plan view;

FIG. 4 is a right side view;

FIG. 5 is a left side view;

FIG. 6 is a top view; and,

FIG. 7 is a bottom view.

U.S. PATENT DOCUMENTS

D. 292,530	10/1987	Andersson	D14/205 X
D. 318,053	7/1991	Ludeke et al.	D14/206
D. 331,057	11/1992	Isonaga	D14/205
D. 331,408	12/1992	Euermeier	D14/205
D. 331,966	12/1992	Gardner, Jr.	D14/205 X




FIG. 1




FIG. 2




FIG. 3

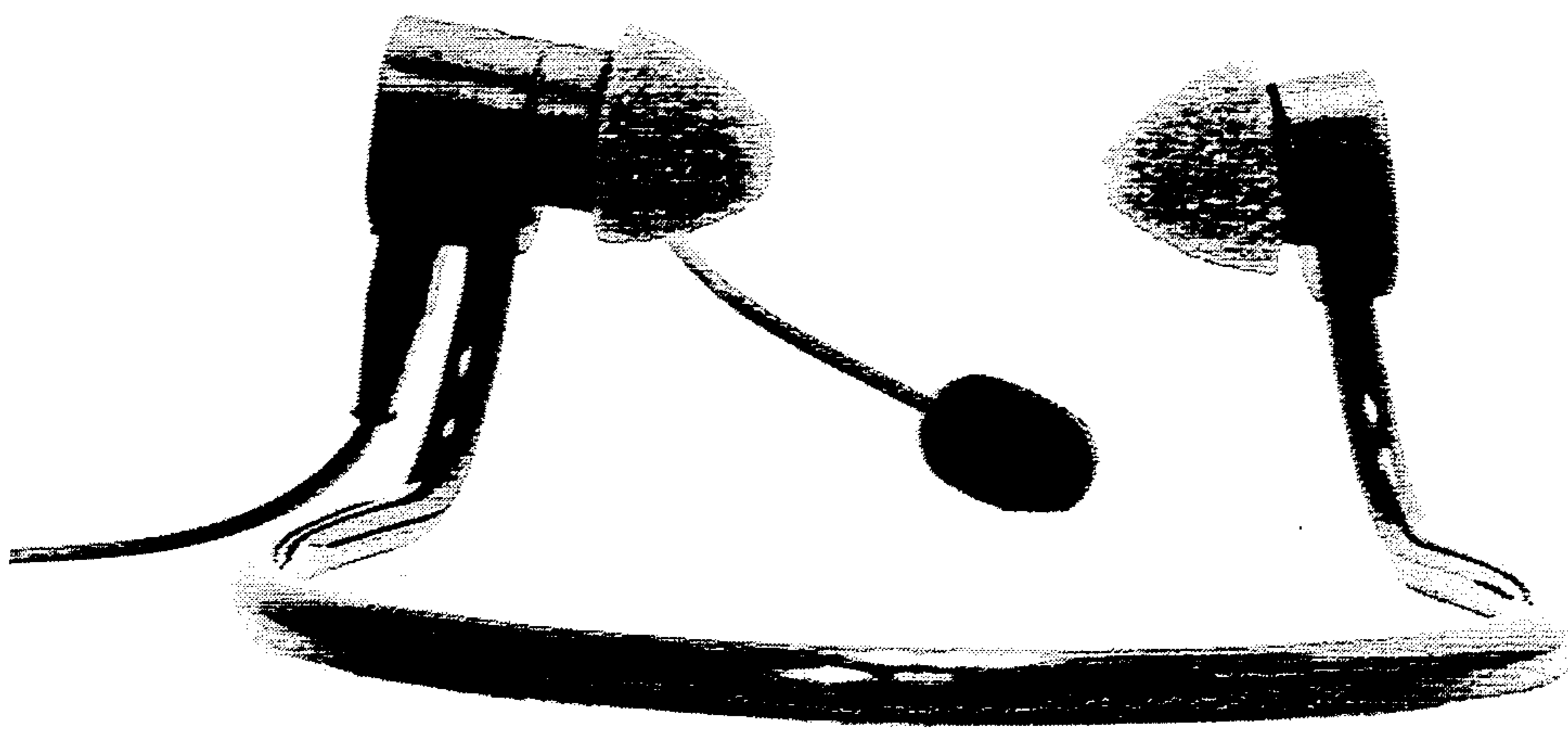


FIG. 4

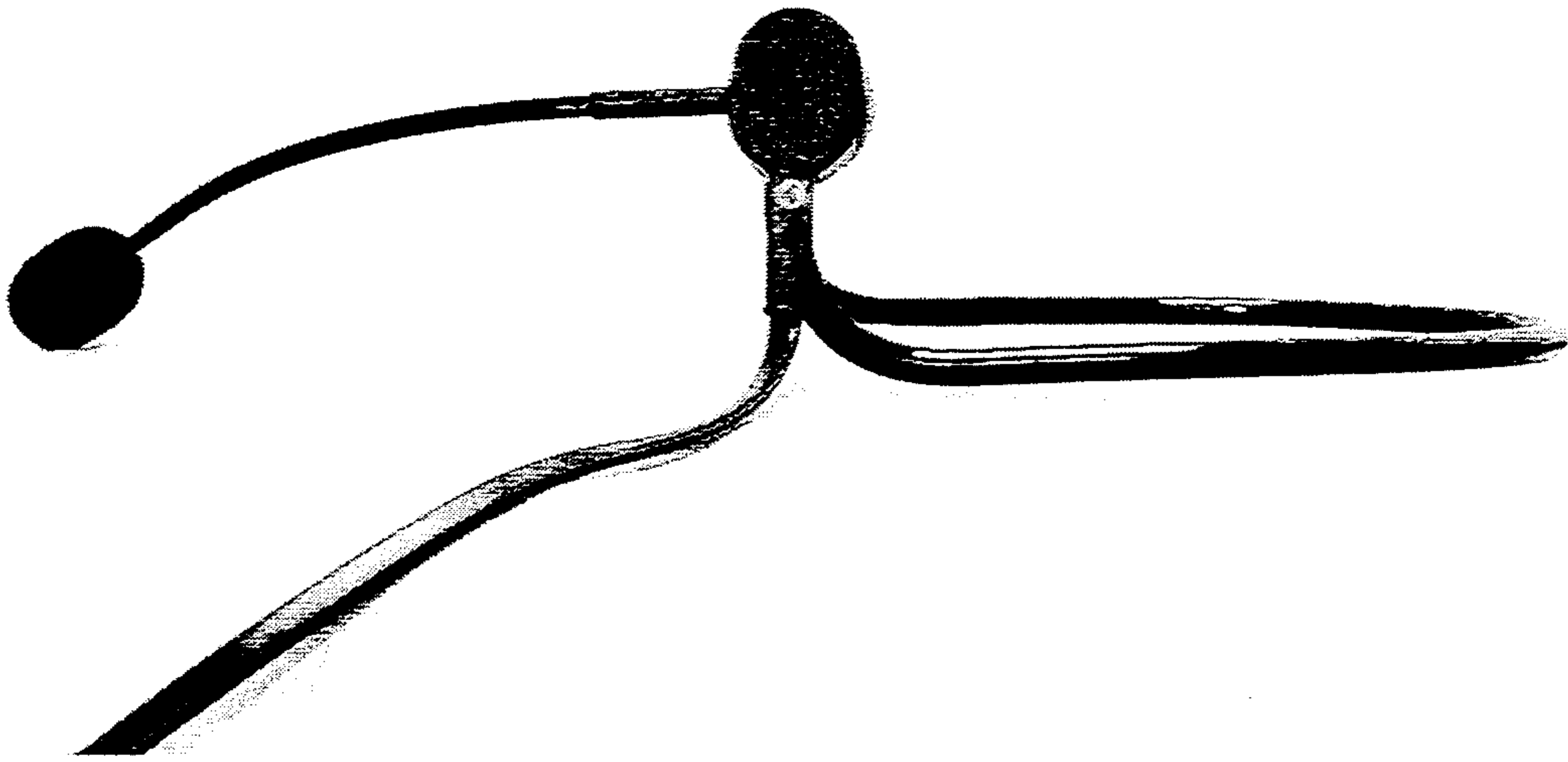


FIG. 5




FIG. 7




FIG. 6

