



US00D361064S

United States Patent [19]

[11] Patent Number: **Des. 361,064**

Fellinger

[45] Date of Patent: **** Aug. 8, 1995**

[54] **HANDSET**

[76] Inventor: **Linda Fellinger, 703 Polo Cir., Bryn Mawr, Pa. 19010**

[**] Term: **14 Years**

[21] Appl. No.: **6,959**

[22] Filed: **Apr. 12, 1993**

[52] U.S. Cl. **D14/138; D14/148**

[58] Field of Search **D14/137, 138, 140, 142, D14/147, 148, 149-151, 240, 248, 247; D18/11, 6, 7; 379/419, 420, 428, 440, 433, 58-61**

[56] **References Cited**

U.S. PATENT DOCUMENTS

- D. 255,125 5/1980 Hazama et al. D18/7
- D. 263,590 3/1982 Fukushima et al. D14/247
- D. 282,544 2/1986 Wu D14/147

- D. 306,298 2/1990 Sawada et al. D14/138 X
- D. 309,628 7/1990 Sawada et al. D18/11
- D. 310,093 8/1990 Sakaguchi et al. D18/7
- D. 345,375 3/1994 Monzyk D14/138 X

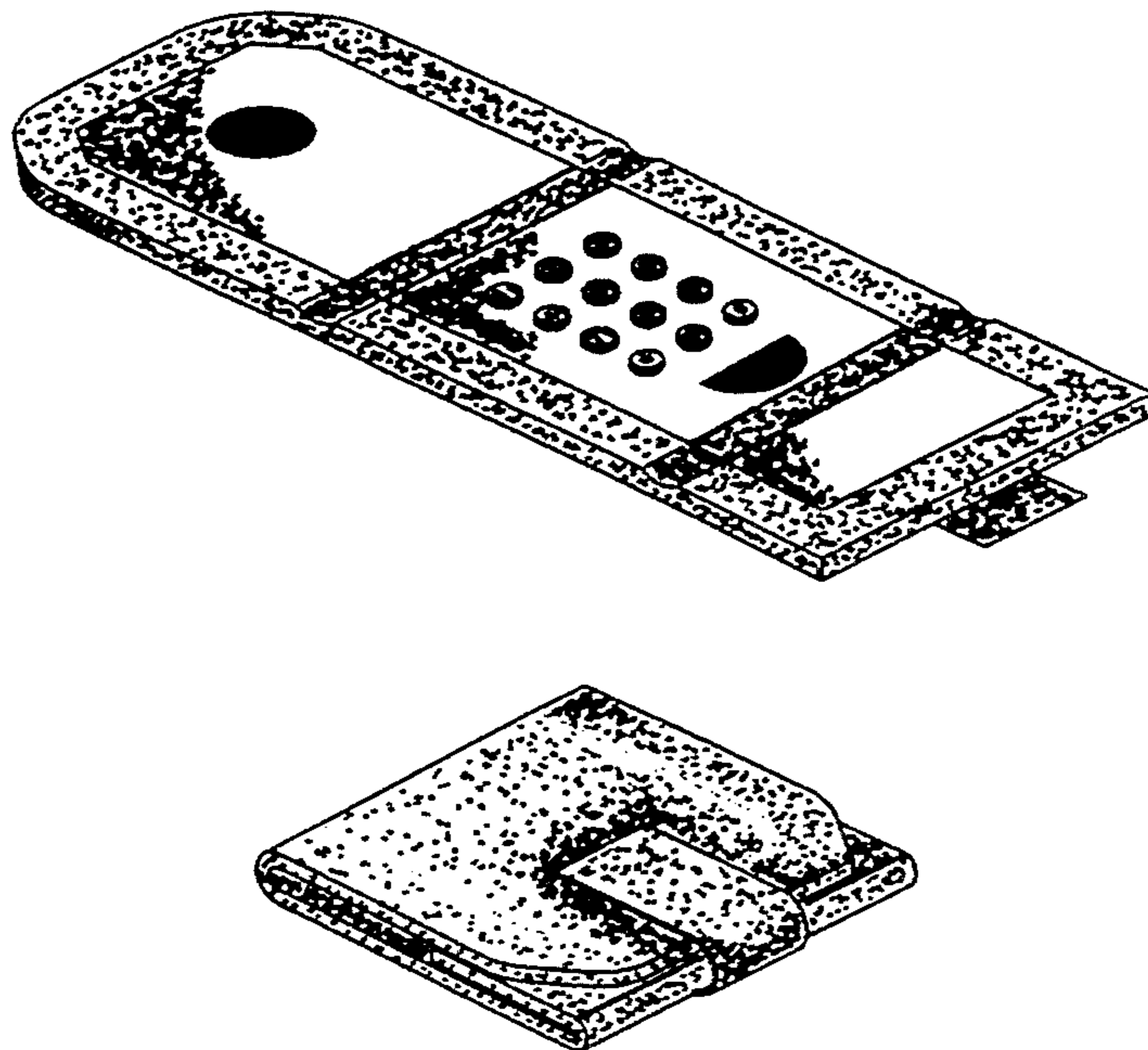
Primary Examiner—Jeffrey Asch

[57] **CLAIM**

The ornamental design for a handset, as shown and described.

DESCRIPTION

FIG. 1 is a front plan view;
 FIG. 2 is a top view;
 FIG. 3 is a bottom view;
 FIG. 4 is a left side view;
 FIG. 5 is a right side view;
 FIG. 6 is a back plan view;
 FIG. 7 is an open perspective view; and,
 FIG. 8 is a closed perspective view.






FIGURE 7




FIGURE 6



FIGURE 5



FIGURE 2

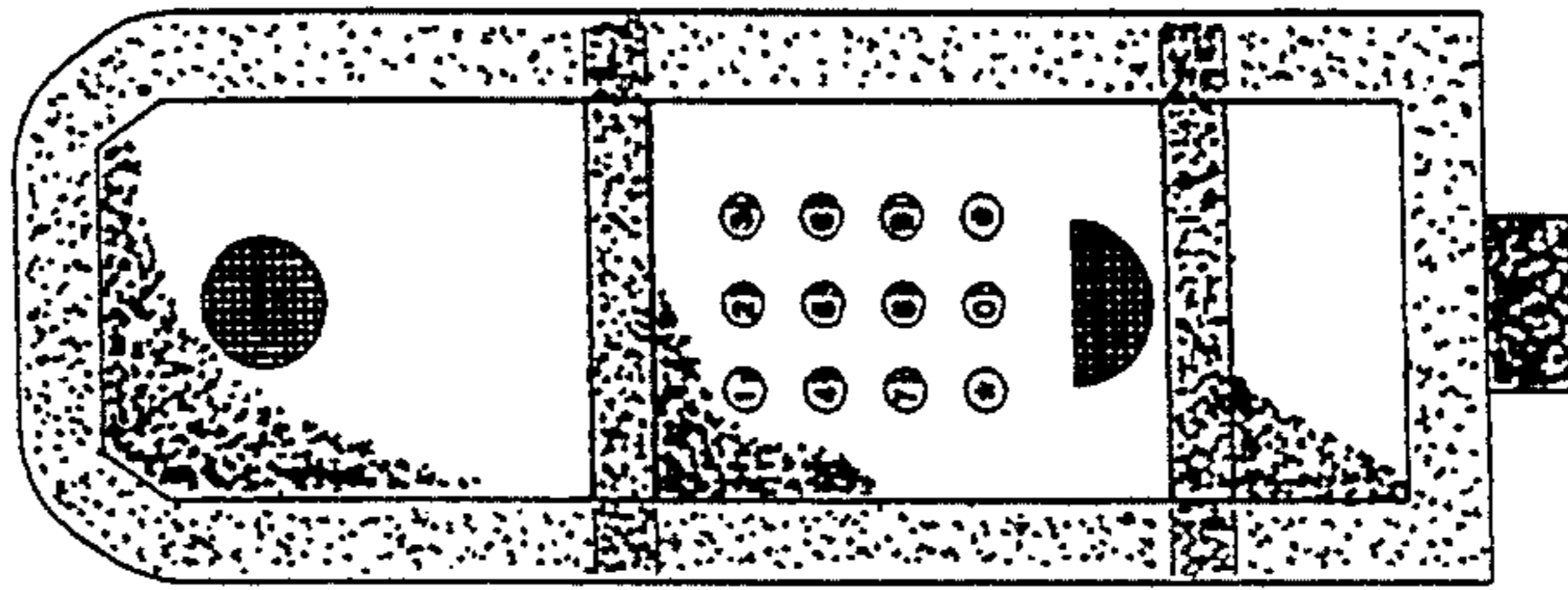


FIGURE 1



FIGURE 3




FIGURE 8



FIGURE 4