



US00D361052S

United States Patent [19]

[11] Patent Number: **Des. 361,052**

Clements et al.

[45] Date of Patent: **** Aug. 8, 1995**

- [54] **VEHICLE WHEEL**
- [75] Inventors: **Roger F. Clements, Hudson; Ralph C. Botterman, Strongsville, both of Ohio**
- [73] Assignee: **Aluminum Company of America, Pittsburgh, Pa.**
- [**] Term: **14 Years**
- [21] Appl. No.: **19,091**
- [22] Filed: **Feb. 23, 1994**
- [52] U.S. Cl. **D12/209**
- [58] Field of Search **D12/209, 211; 301/64.1, 301/65**

- 4,317,597 3/1982 Golata et al. 301/63 R
- 4,610,482 9/1986 Overbeck et al. 301/63 R
- 5,188,429 2/1993 Heck et al. 301/63.1

FOREIGN PATENT DOCUMENTS

- 1387907 3/1975 United Kingdom .

OTHER PUBLICATIONS

Custom Wheel & Tire Style Guide Supplement to Tire Review, May 1992, p. 35, Pulsar Wheel, third row up from bottom, right center of page.
 Commercial Car Journal, May 1971, p. 124, Aluminum Disc Wheel, bottom center of page.
 Austro Motor, Jun. 1980, rear cover, Wheel on Toyota Vehicle, bottom of page.

Primary Examiner—James M. Gandy
Attorney, Agent, or Firm—Gary P. Topolosky

[56] References Cited

U.S. PATENT DOCUMENTS

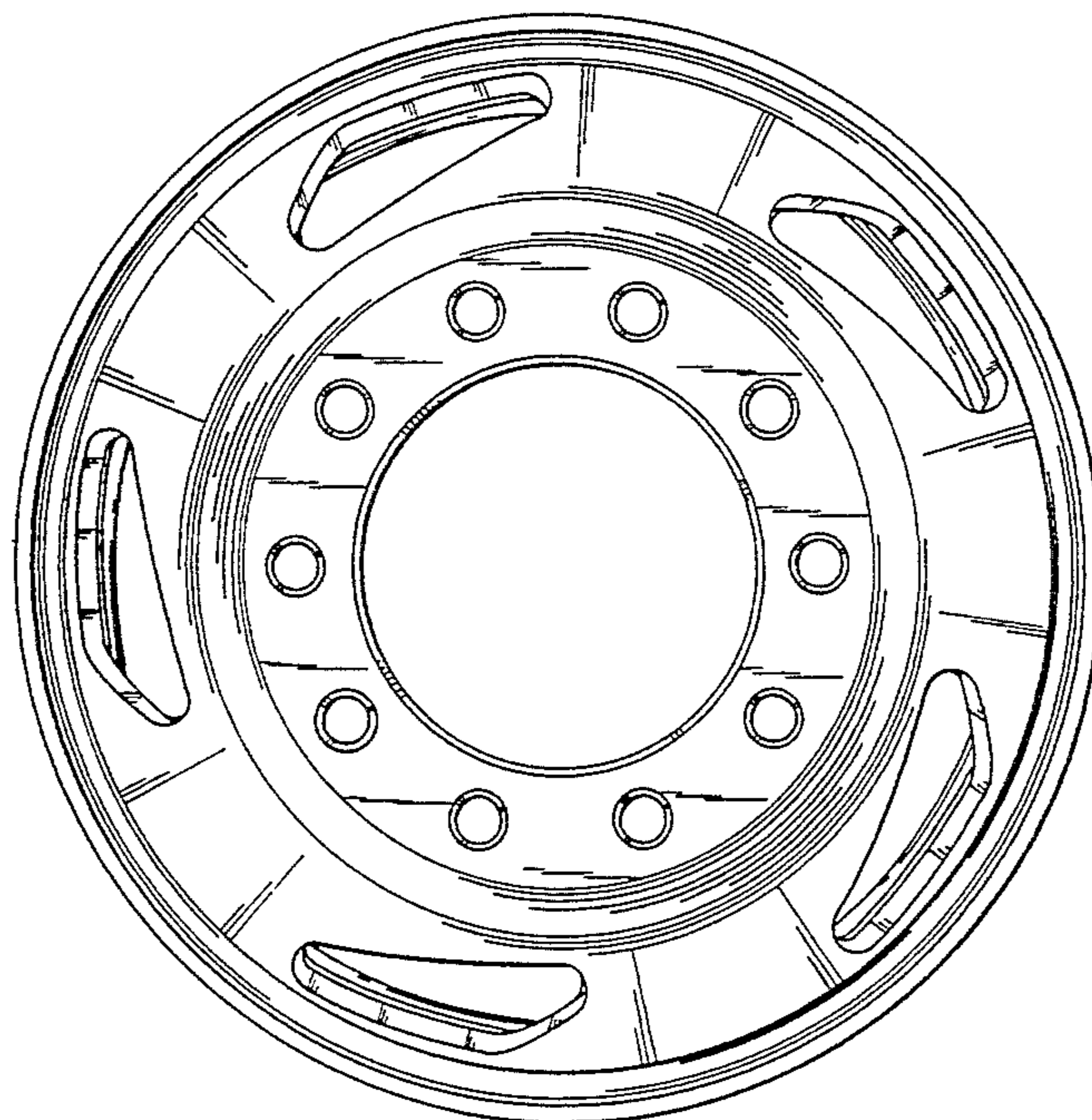
- D. 164,191 8/1951 Lyon .
- D. 218,930 10/1970 Mitchell D12/211
- D. 232,930 9/1974 Edwards D12/209
- D. 235,328 6/1975 Scraver D12/211
- D. 235,432 6/1975 May et al. D12/211
- D. 250,704 1/1979 Taitani D12/211
- D. 262,616 1/1982 Main D12/211
- D. 265,188 6/1982 Reid D12/211
- D. 265,819 8/1982 Reid D12/211
- D. 273,102 3/1984 Woodward D12/209
- D. 274,236 6/1984 Woodward D12/209
- D. 282,835 3/1986 Main D12/209
- D. 292,572 11/1987 Schell et al. D12/211
- D. 318,449 7/1991 Lipper D12/211
- 1,589,449 6/1926 Williams .
- 1,711,833 5/1929 Crissman .
- 2,354,439 7/1944 Brink 29/159.01
- 3,989,307 11/1976 Reppert 301/64 R
- 4,165,131 8/1979 Thompson 301/65
- 4,241,597 12/1980 Golata et al. 72/327

[57] CLAIM

The ornamental design for a vehicle wheel, as shown and described.

DESCRIPTION

FIG. 1 is a full frontal view of a vehicle wheel showing our new design;
 FIG. 2 is an enlarged front elevational view of the upper left quadrant thereof, it being understood that all four quadrants of the wheel are similar except that the wheel includes only five (5) crescent shaped hand holes about its entire outer circumference; and,
 FIG. 3 is a sectional view through lines III—III of FIG. 2.
 The characteristic feature of this design resides in the crescent-shaped hand holes which taper inwardly from both sides of the wheel, toward the center of the wheel and meet along an edge substantially intermediate the interior and exterior sides of said wheel.



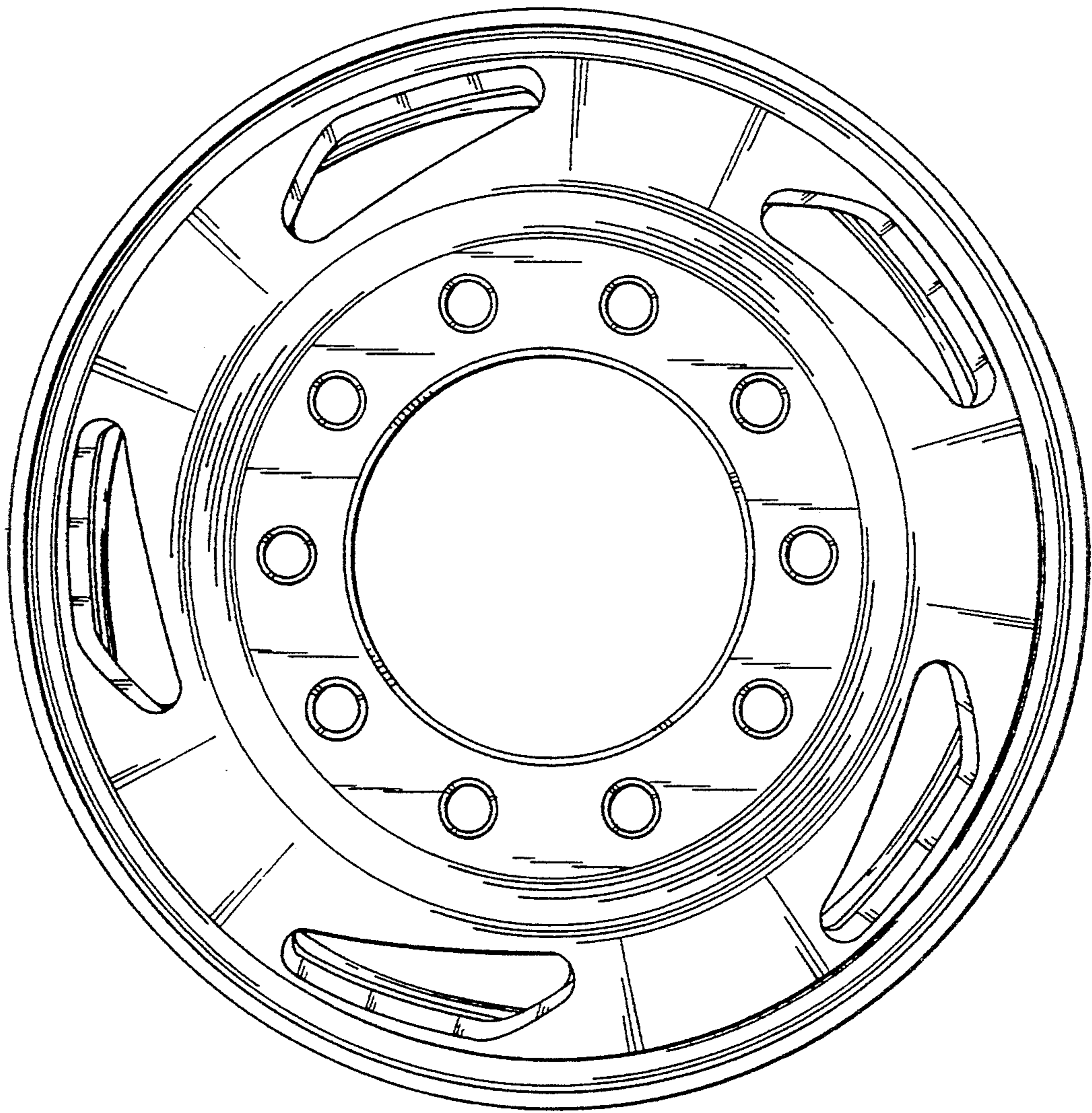


FIG. 1

FIG. 2

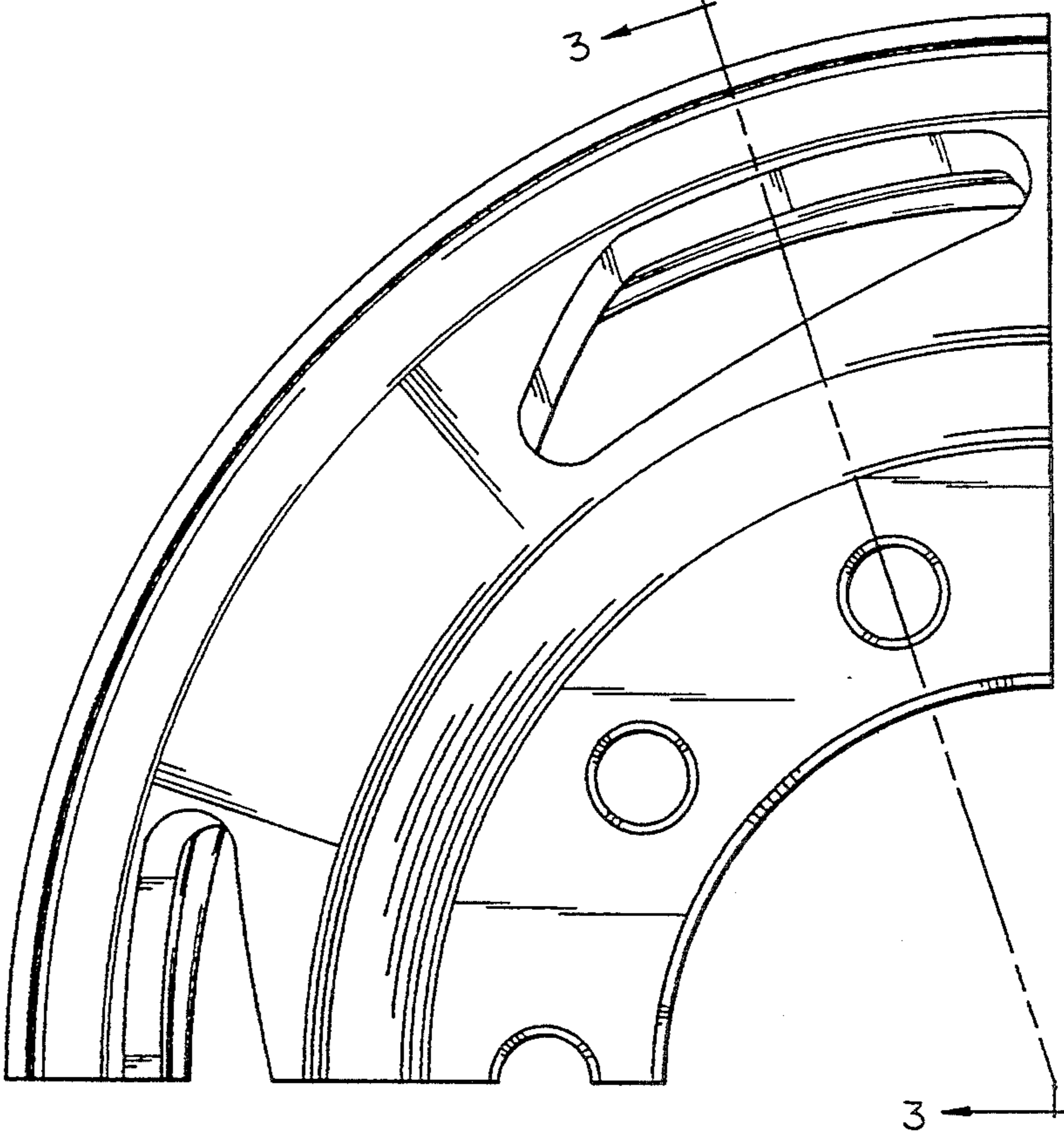


FIG. 3

