



US00D361042S

United States Patent [19]

[11] Patent Number: **Des. 361,042**

Nanayakkara

[45] Date of Patent: **** Aug. 8, 1995**

[54] **COMBINED WRISTWATCH AND PAGER WITH BAND PORTIONS**

[76] Inventor: **Lakdas Nanayakkara**, 22822 Pine Wood Ct., Boca Raton, Fla. 33433

[**] Term: **14 Years**

[21] Appl. No.: **17,221**

[22] Filed: **Jan. 16, 1994**

[52] U.S. Cl. **D10/31; D10/30; D10/38**

[58] Field of Search **D10/1-40, D10/122-132; D14/192, 218; 368/280-282, 82-84, 276-277, 239-242, 285, 10; 455/100, 344, 350**

[56] **References Cited**

U.S. PATENT DOCUMENTS

D. 265,295	7/1982	Wada	D10/38
D. 285,662	9/1986	Kano	D10/39
D. 293,892	1/1988	Ichikawa	D10/30 X
D. 345,736	4/1994	Scheid	D10/31 X
4,470,708	9/1984	Nee	368/276
4,673,936	6/1987	Kotoh	455/100
4,853,682	8/1989	Asand	D10/31 X
5,007,105	4/1991	Kudoh	455/344
5,088,070	2/1992	Shiff	368/10

OTHER PUBLICATIONS

Merchandising—Mar. 1982—p. 5—Watch at third row from top and bottom—row.

Hong Kong Enterprises—Oct. 1981—p. 305—Watches at center and right.

Swiss Watch & Jewelry Journal—Feb. 1977—p. 223—Watch at center.

European Jeweler—Sep. 1979—p. 125—Watch at bottom—center.

Primary Examiner—Nelson C. Holtje

Attorney, Agent, or Firm—M. K. Silverman

[57] **CLAIM**

The ornamental design for a combined wristwatch and pager with band portions, as shown and described.

DESCRIPTION

FIG. 1 is a right-front perspective view of a combined wristwatch and pager with band portions showing my new design;

FIG. 2 is a front elevational view thereof;

FIG. 3 is a rear elevational view thereof;

FIG. 4 is a left side elevational view thereof;

FIG. 5 is a right side elevational view thereof;

FIG. 6 is a bottom plan view thereof; and,

FIG. 7 is an inverted top plan view thereof.

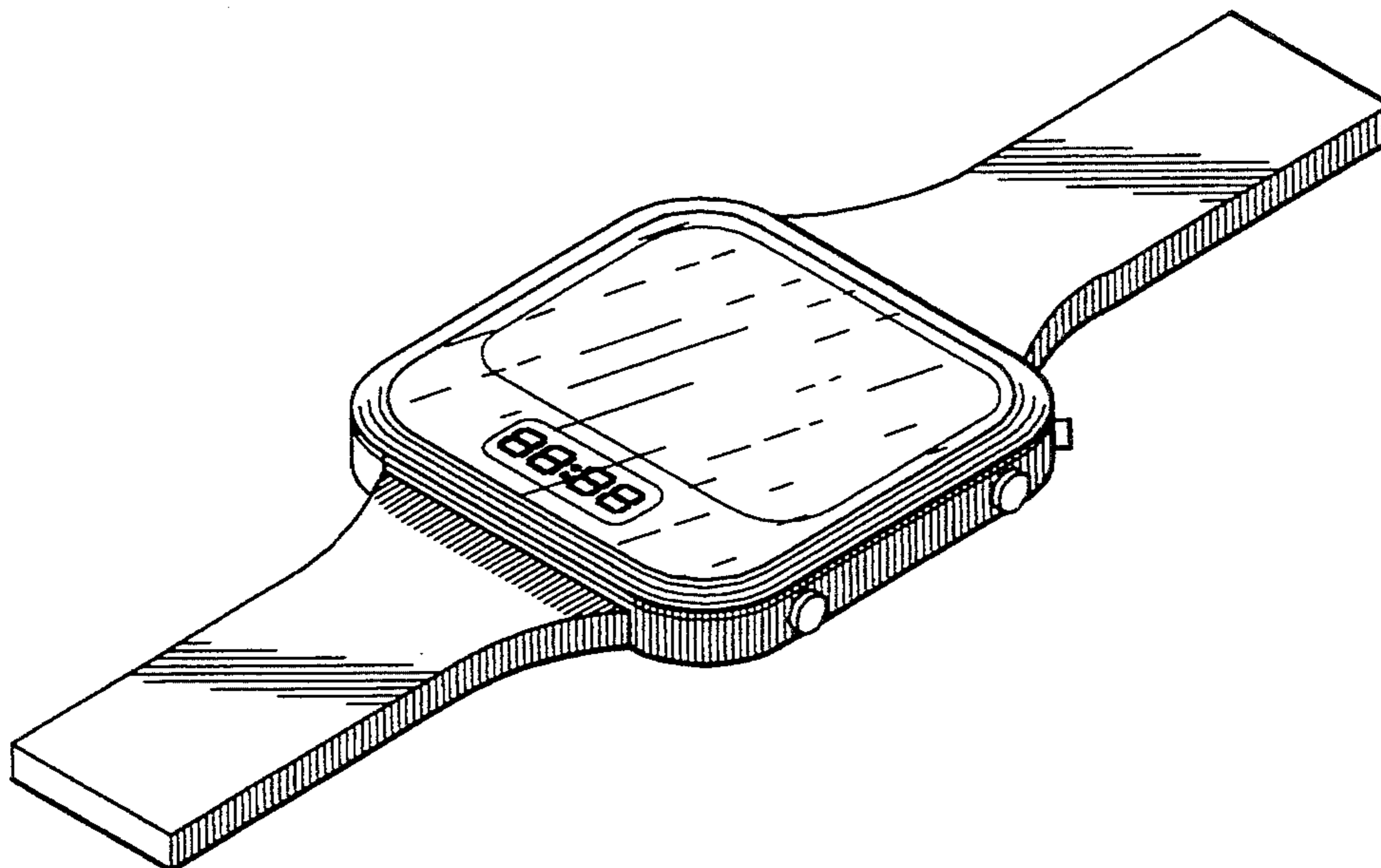


FIG. 4.




FIG. 5.




FIG. 1.

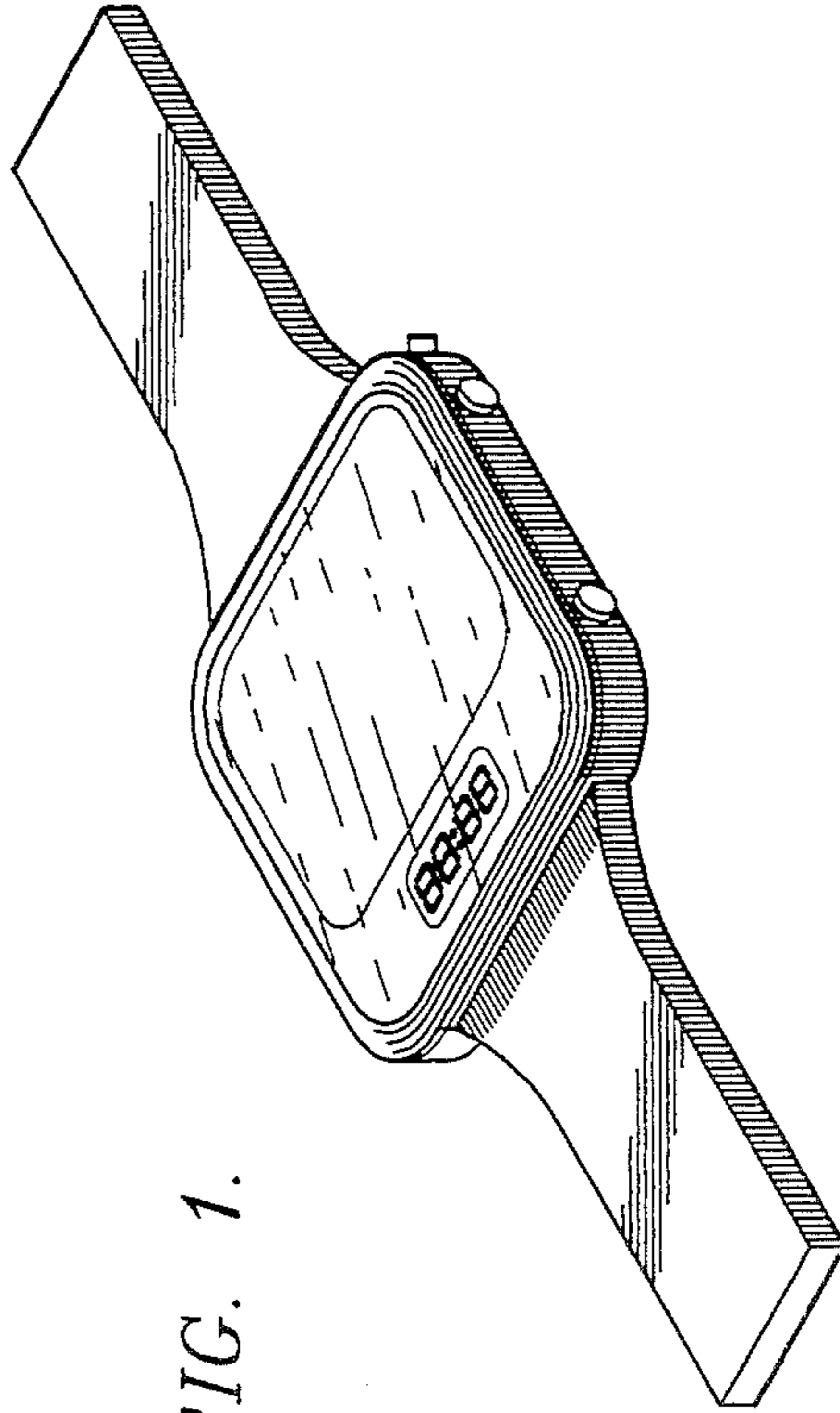


FIG. 3.

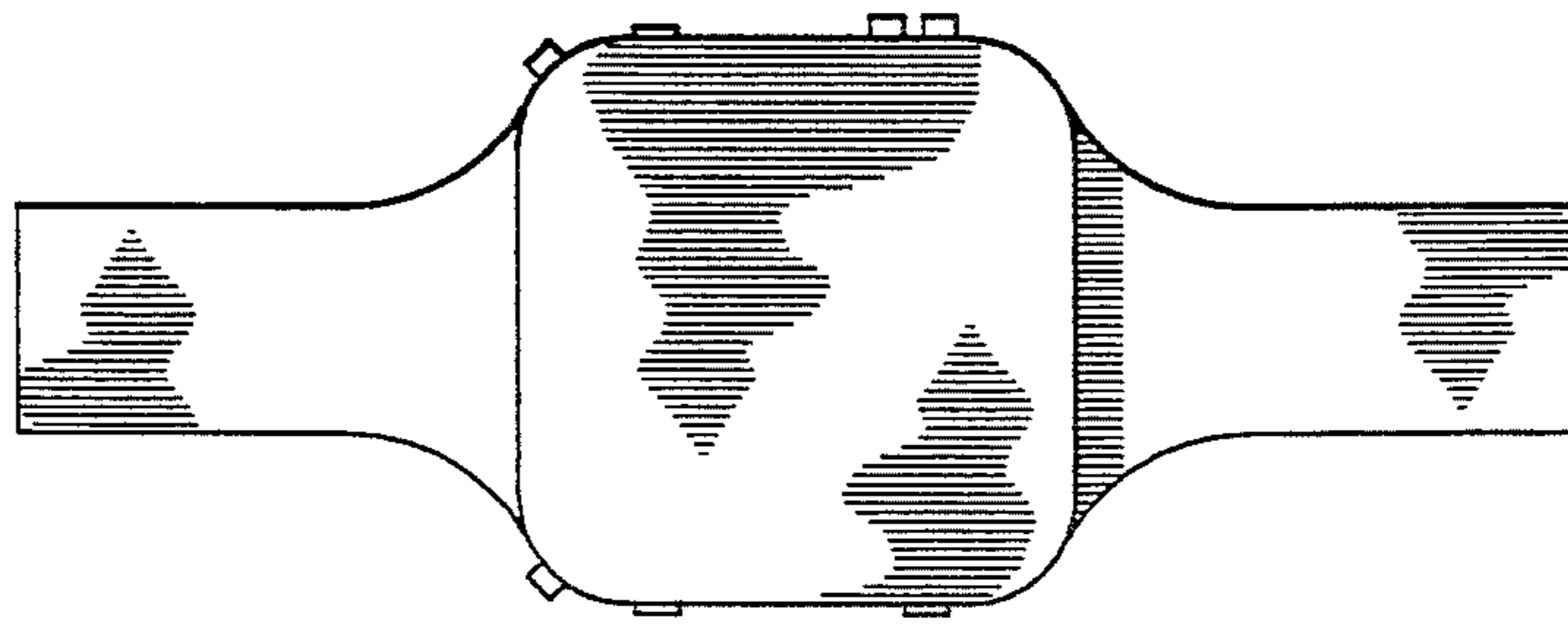


FIG. 2.

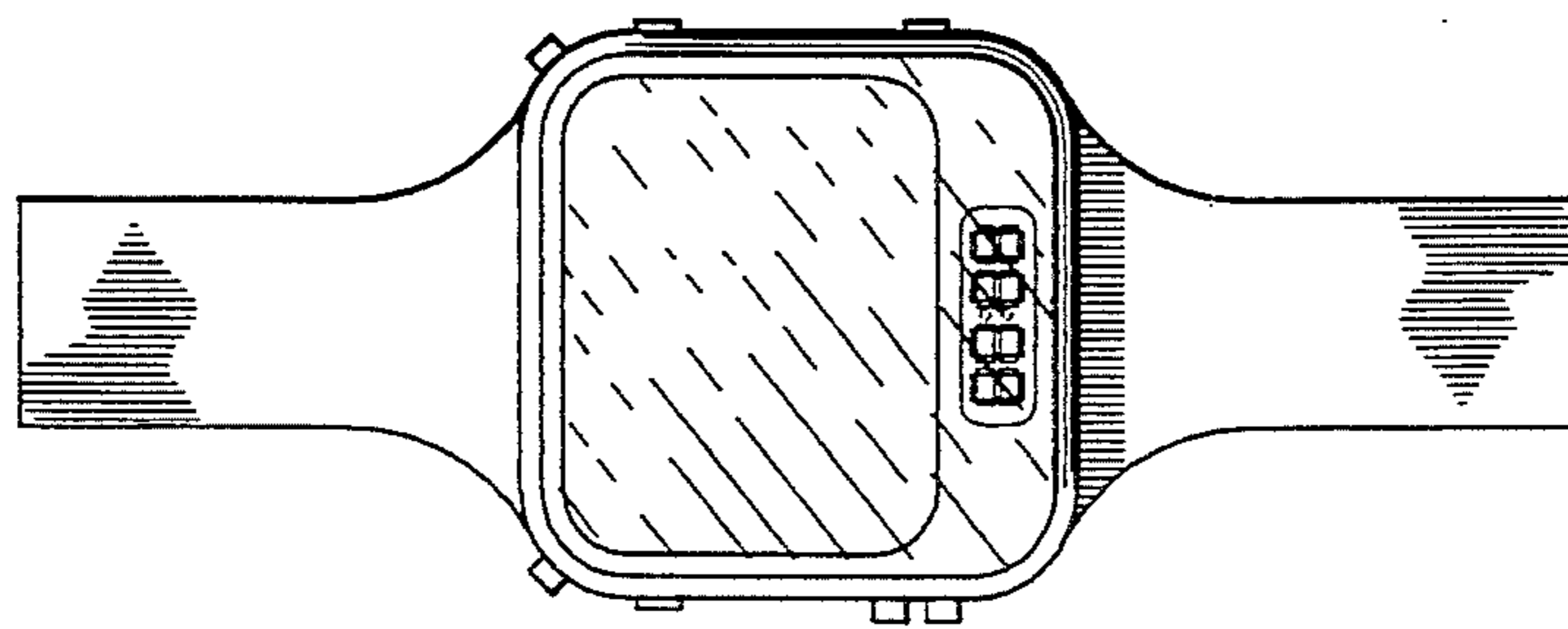


FIG. 7.

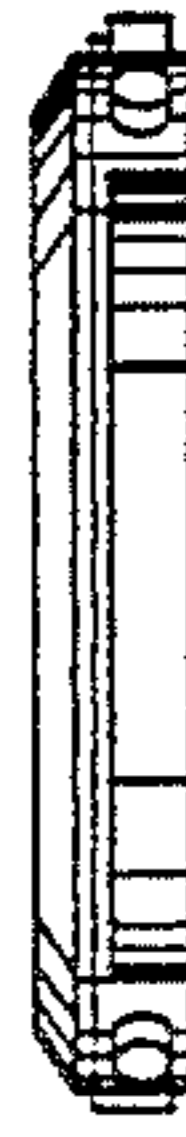


FIG. 6.

