



US00D361022S

United States Patent [19]

Hayashi

[11] Patent Number: **Des. 361,022**

[45] Date of Patent: **** Aug. 8, 1995**

[54] **WRISTWATCH**

[75] Inventor: **Yukiko Hayashi**, Tokyo, Japan

[73] Assignee: **Seiko Instruments Inc.**, Japan

[**] Term: **14 Years**

[21] Appl. No.: **24,820**

[22] Filed: **Jun. 21, 1994**

[52] U.S. Cl. **D10/32; D11/12**

[58] Field of Search **D10/1-40, D10/122-132; 368/223, 228, 232, 276-277, 280-282, 285; D11/3, 12, 19-25**

[56] **References Cited**

U.S. PATENT DOCUMENTS

- D. 110,099 6/1938 Ritter D11/12
- D. 156,744 1/1950 Kent D10/38 X
- D. 171,966 4/1954 Chernow D11/12

- D. 183,933 11/1958 Katz D11/12 X
- D. 319,790 9/1991 Burgener D10/32
- D. 340,649 10/1993 Iwamura D10/32

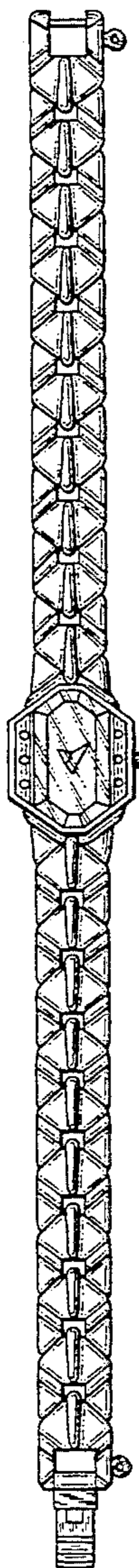
Primary Examiner—Nelson C. Holtje
Attorney, Agent, or Firm—Adams & Wilks

[57] **CLAIM**

The ornamental design for a wristwatch, as shown and described.

DESCRIPTION

FIG. 1 is a front elevational view of a wristwatch showing our new design;
 FIG. 2 is a rear elevational view thereof;
 FIG. 3 is a top plan view thereof;
 FIG. 4 is a bottom plan view thereof;
 FIG. 5 is a left side elevational view thereof;
 FIG. 6 is a right side elevational view thereof; and,
 FIG. 7 is a perspective view thereof.



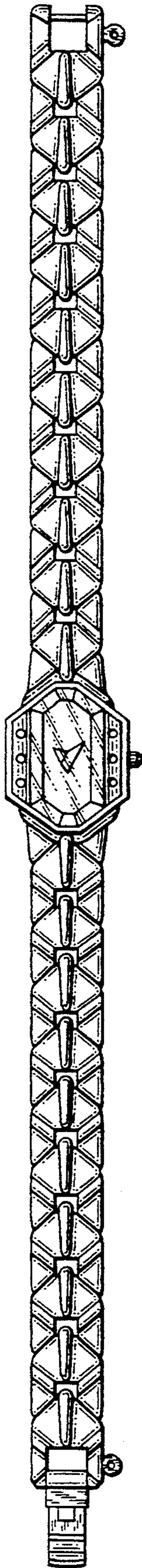


FIG. 1

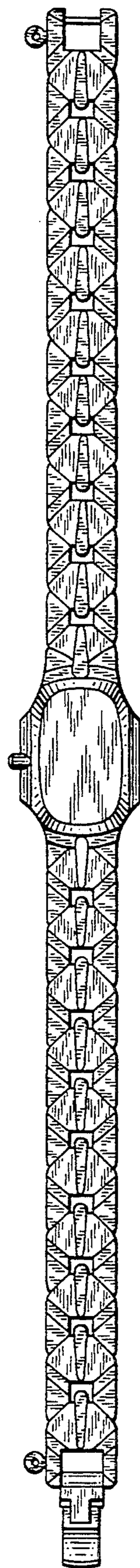


FIG. 2

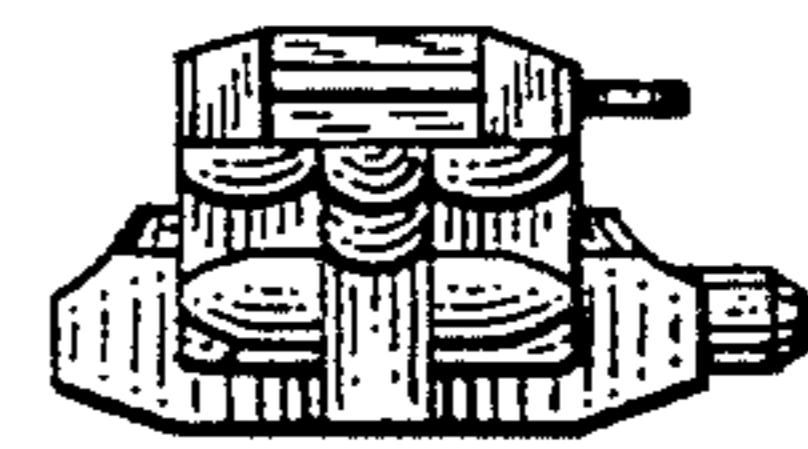


FIG. 3

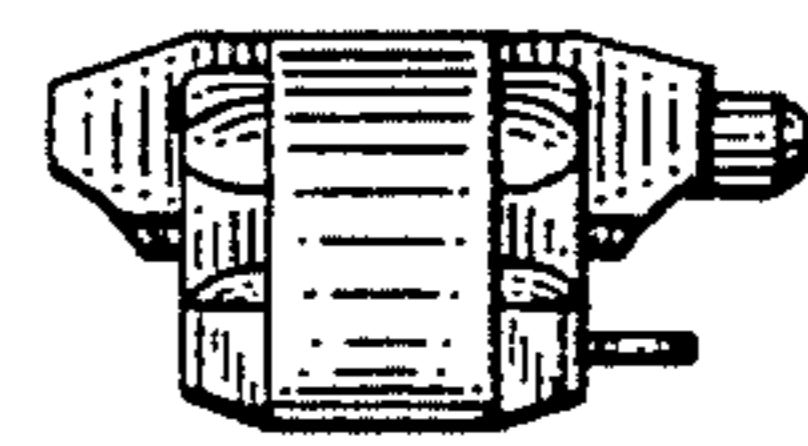


FIG. 4



FIG. 5



FIG. 6

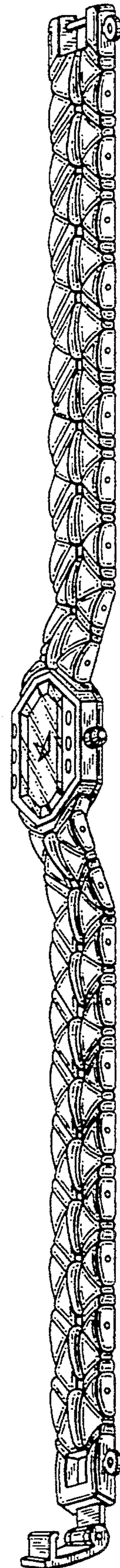


FIG. 7