



US00D360989S

# United States Patent [19]

[11] Patent Number: **Des. 360,989**

Laubach, III et al.

[45] Date of Patent: **\*\* Aug. 8, 1995**

[54] **SCRATCH BRUSH HANDLE**

4,654,921 4/1987 Dinner ..... 15/143.1 X

[75] Inventors: **Fred H. Laubach, III, Wooster;**  
**Richard K. Bukovitz, Orrville;**  
**William P. Camp, Jr., Millersburg, all**  
of Ohio

**FOREIGN PATENT DOCUMENTS**

9399 1/1907 United Kingdom ..... 15/143.1

[73] Assignee: **The Wooster Brush Company,**  
Wooster, Ohio

*Primary Examiner*—A. Hugo Word  
*Assistant Examiner*—Lavone D. Tabor  
*Attorney, Agent, or Firm*—Benner, Otto, Boisselle &  
Sklar

[\*\*] Term: **14 Years**

[57] **CLAIM**

[21] Appl. No.: **10,214**

The ornamental design for a scratch brush handle, as shown and described.

[22] Filed: **Jul. 1, 1993**

[52] U.S. Cl. .... **D4/138; D4/129**

**DESCRIPTION**

[58] Field of Search ..... **D4/129-130,**  
**D4/132-134, 138; D8/307, DIG. 4, DIG. 7,**  
**DIG. 8; 15/143.1, 159.1, 160, 186-188**

FIG. 1 is a side elevation view of one side of the scratch brush handle showing our new design, the opposite side being a mirror image;

FIG. 2 is a top plan view thereof;

FIG. 3 is a bottom plan view thereof;

FIG. 4 is an end elevation view from the left end of FIG. 1; and,

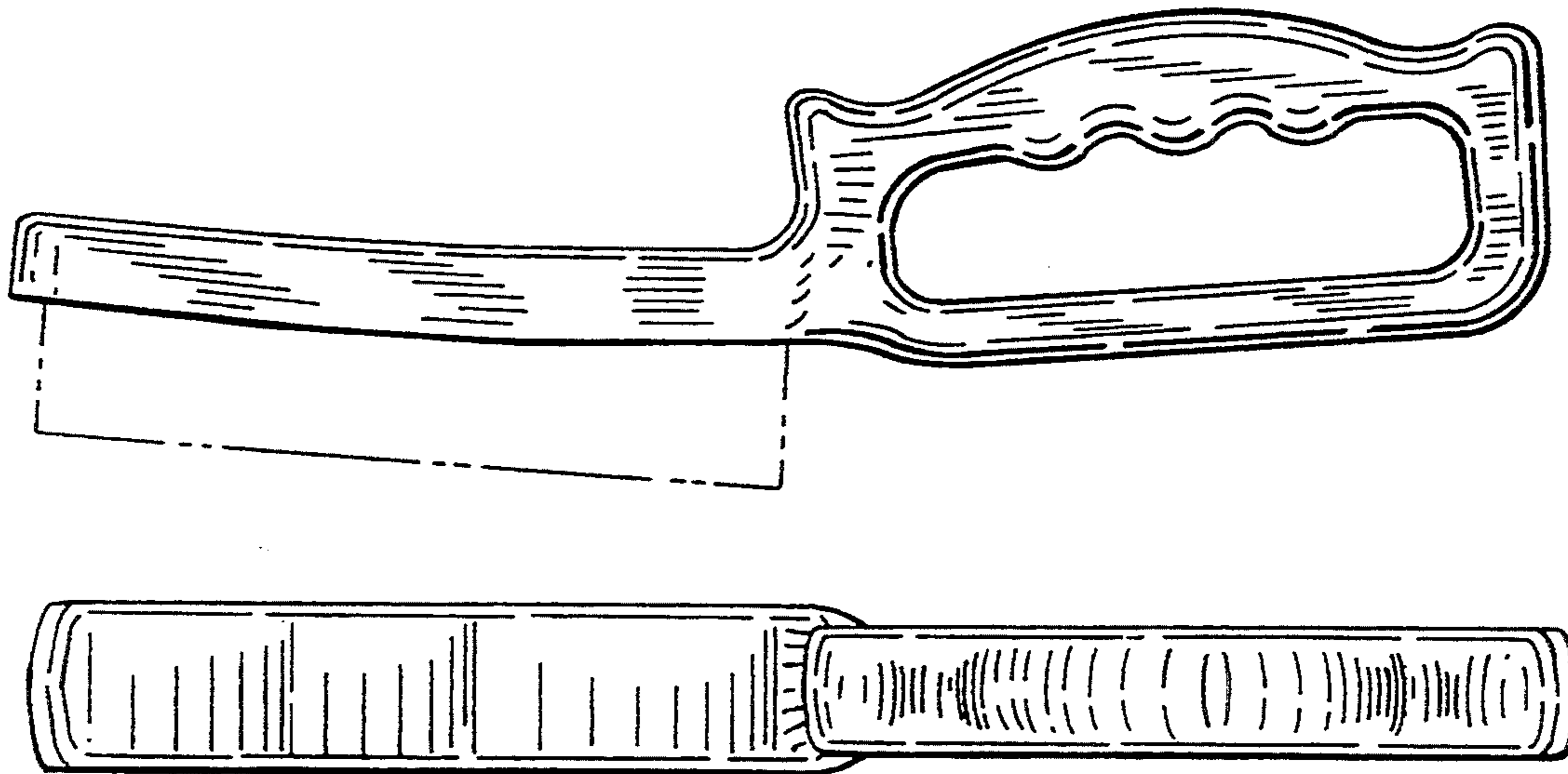
FIG. 5 is an end elevation view from the right end of FIG. 1.

The broken line showing of brush bristles in FIGS. 1 and 5 is for illustrative purposes only and forms no part of the claimed design.

[56] **References Cited**

**U.S. PATENT DOCUMENTS**

D. 16,786	7/1886	Currier	.....	D8/307	X
D. 167,951	10/1952	Porter	.....	D4/134	
D. 240,473	7/1976	Parker	.....	D4/129	
D. 266,458	10/1982	Gonsalves	.....	D4/129	
D. 282,604	2/1986	Whitaker	.....	D4/118	
D. 299,386	1/1989	Jacobs	.....	D4/104	
D. 305,963	2/1990	Brinker et al.	.....	D4/118	



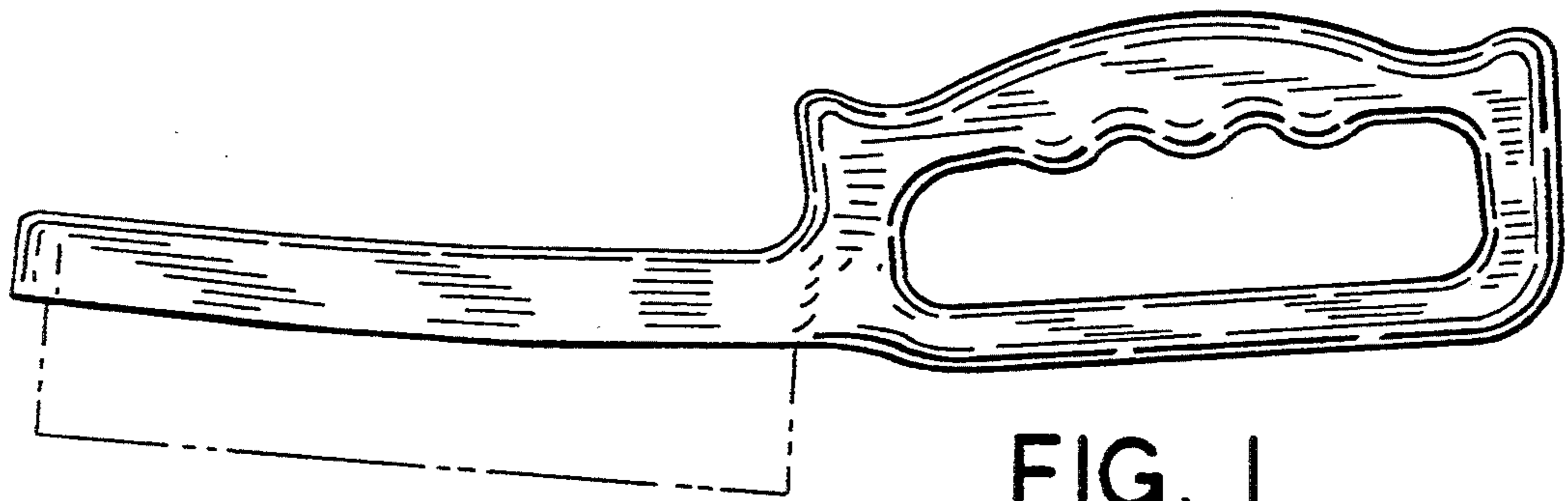


FIG. 1




FIG. 2




FIG. 3



FIG. 4




FIG. 5