



US00D360988S

# United States Patent [19]

[11] Patent Number: **Des. 360,988**

Laubach, III et al.

[45] Date of Patent: **\*\* Aug. 8, 1995**

## [54] PLANE SCRATCH BRUSH HANDLE

[75] Inventors: **Fred H. Laubach, III**, Wooster; **Gordon F. Musch**, West Salem; **Bruce Bochnak**, Wooster; **Thomas G. Purdy**, Orrville; **William P. Camp, Jr.**, Millersburg, all of Ohio

[73] Assignee: **The Wooster Brush Company**, Wooster, Ohio

[\*\*] Term: **14 Years**

[21] Appl. No.: **10,209**

[22] Filed: **Jul. 1, 1993**

[52] U.S. Cl. .... **D4/138; D4/129; D8/90**

[58] Field of Search ..... **D4/119, 129-130, D4/132-135, 138; D8/90; 15/143.1, 159.1, 160, 186-188**

## [56] References Cited

### U.S. PATENT DOCUMENTS

D. 27,658	9/1897	Jezuit	.....	D4/119
D. 188,337	7/1960	Cowley et al.	.....	D8/90
D. 266,458	10/1982	Gonsalves	.....	D4/129
3,284,898	11/1966	Hopkins	.....	D8/90 X

## FOREIGN PATENT DOCUMENTS

9399 of 1907 United Kingdom ..... 15/143.1

## OTHER PUBLICATIONS

Packaging showing a prior art "Handi Scratch™" brush made by Empire Brushes, Inc., Greenville, N.C. (2 pages) ©1990.

*Primary Examiner*—A. Hugo Word  
*Assistant Examiner*—Lavone D. Tabor  
*Attorney, Agent, or Firm*—Renner, Otto, Boisselle & Sklar


## [57] CLAIM

The ornamental design for a plane scratch brush handle, as shown and described.

## DESCRIPTION

FIG. 1 is a side elevation view of one side of the plane scratch brush handle showing our new design, the opposite side being a mirror image;  
FIG. 2 is a top plan view thereof;  
FIG. 3 is a bottom plan view thereof;  
FIG. 4 is an end elevation view from the left end of FIG. 1; and,  
FIG. 5 is an end elevation view from the right end of FIG. 1.

The broken line showing of brush bristles in FIGS. 1, 2 and 5 is for illustrative purposes only and forms no part of the claimed design.






FIG. 1




FIG. 2




FIG. 3




FIG. 4

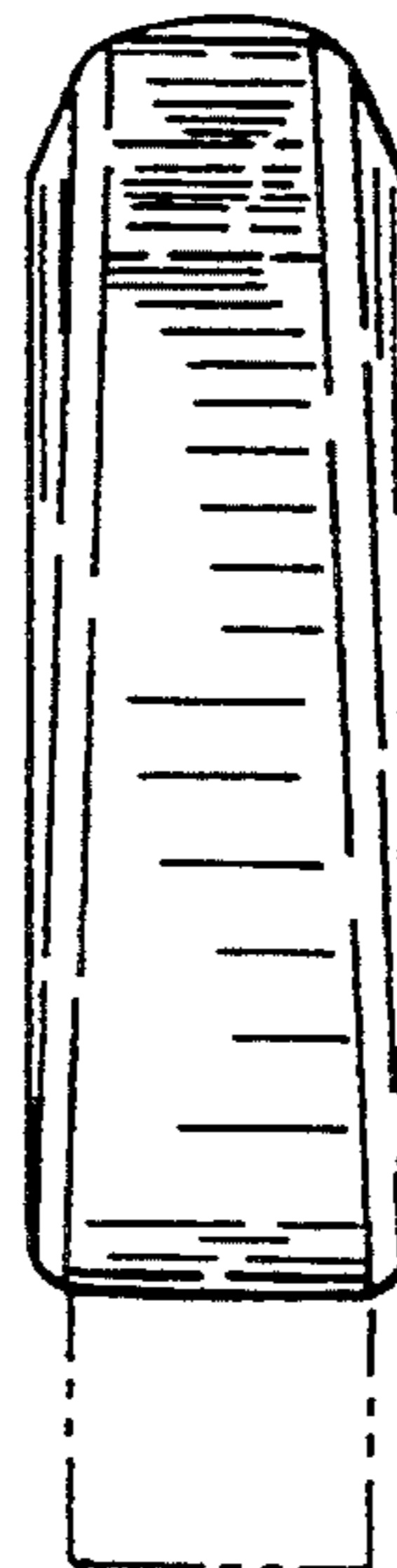


FIG. 5